

## DESCRIPTION

The H27RT housing is designed for remodelling use in shallow ceilings where 2" x 6" joist construction is used. The wide variety of trims available allows a number of different lighting effects to be created with one basic housing.

## APPLICATION

The H27RT is designed for use in non-insulated ceilings or insulated ceilings but insulation must be kept 3" from all sides of the fixture.

## DESIGN FEATURES

### A...Housing

Die-stamped 20 gauge CRS with white powder coat finish.

### B...Socket Plate

Rigid socket plate adjusts and locks without tools for various lamp sizes.

### C...Junction Box

U.L. listed for through branch circuit wiring. Seven conduit knockouts are uniform 1/2" size with true pryout slots. Four Romex pryouts included.

### D...Socket

Porcelain socket with nickel plated brass screw shell.

### E...Thermal Protector

Integral Thermal Protector

deactivates fixture if an incorrect lamp is used or if ceiling insulation material is not applied correctly.

### F...Remodel Clips

Four remodel clips secure housing and accommodate 1/2" and 5/8" ceiling material.

### G..."Quick Connect" Connectors

Three "Quick Connect" connectors eliminate need for separate wire nuts - simply strip supply wires and push in

### Labels

- U.L. listed for Damp Location
- U.L. listed for Feed Through
- CSA Certified

Catalog #	Type
Project	
Comments	
Prepared by	Date



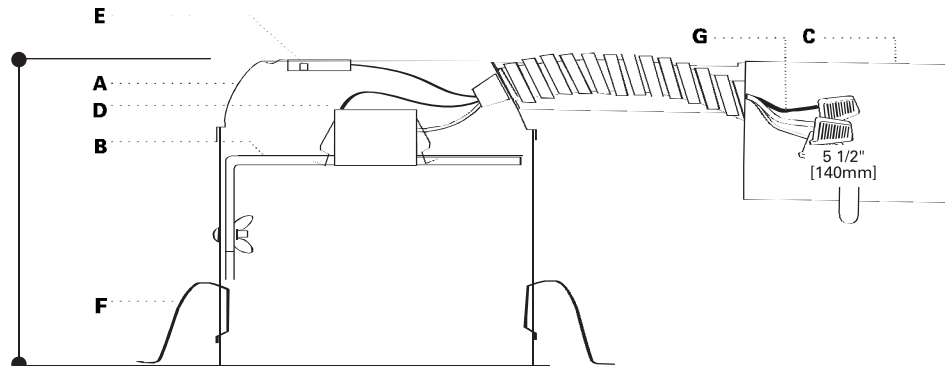
## H27RT

**6" Non-Insulated  
Shallow Ceiling  
Recessed Housing**

**6" TRIMS**

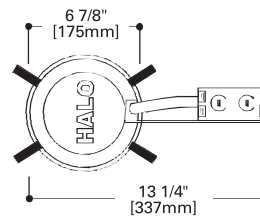
**FOR USE IN NON-INSULATED CEILINGS**

**MAY BE USED IN INSULATED CEILINGS BUT INSULATION MUST BE KEPT 3" FROM ALL SIDES OF HOUSING**



Ceiling Opening should be cut using template supplied with housing

Top View



Ordering Information on reverse.

TRIMS

ORDERING INFORMATION

SAMPLE NUMBER: H27RT-426RG

Order housing, trim and accessories separately.

Housing

H27RT=6" Non-Insulated Shallow Ceiling Remodel Housing

Trims

Accessories

REFLECTORS



426

**Specular Reflector Cone**  
**75W R30, 65W BR30, 75W PAR30**  
 426=Specular Clear  
 426H=Haze  
 426RG=Residential Gold  
 426CG=Champagne Gold  
 426MB=Specular Black  
 OD: 7 1/4" (184mm)



429

**Dayform White Cone**  
**75W R30, 65W BR30, 75W PAR30**  
 429P=White Cone  
 OD: 7 1/4" (184mm)



4261

**Self Flanged Reflector Cone**  
**75W R30, 75W PAR30**  
 4261P=White Self Flanged Reflector Cone  
 OD: 7 1/4" (184mm)

BAFFLES



310

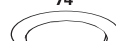
**Baffle**  
**75W R30, 65W BR30, 75W PAR30**  
 310P=Black Baffle  
 310W=White Baffle  
 OD: 7 1/4" (184mm)

ADJUSTABLES



74

**Eyeball - 30° Tilt**  
**75W PAR30**  
 74P=White Eyeball  
 OD: 8" (203mm)



77

**Eyeball**  
**50W R20, 50W PAR20**  
 77P=White Eyeball  
 OD: 8" (203mm)



78

**Eyeball - 30° Tilt**  
**75W R30, 75W PAR30**  
 78P=White Eyeball  
 78SL=Silver Eyeball  
 78B=Brass Eyeball  
 78PB=Polished Brass Eyeball  
 78PAT=White AIR-TITE Eyeball  
 OD: 8" (203mm)



376

**Adjustable**  
**75W PAR30**  
 376P=Black Baffle, Black Lampholder, White Trim Ring  
 OD: 7 1/4" (184mm)



378

**Adjustable with Splay Reflector**  
**75W PAR30**  
 378=White Lampholder with Clear Splay  
 378P=White Lampholder with White Splay  
 OD: 7 3/4" (197mm)



419

**Regressed Eyeball with Splay**  
**75W PAR30**  
 419=White Eyeball with Clear Splay  
 419P=White Eyeball with White Splay  
 OD: 7 1/4" (184mm)



420

**Coilex Baffle Eyeball**  
**75W BR30, 75W PAR30L**  
 420P=White Eyeball with Black Baffle  
 420PB=Polished Brass Eyeball with Black Baffle  
 420W=White Eyeball with White Baffle  
 OD: 7 1/4" (184mm)

LENS



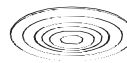
70, 170

**Albalite Lens**  
**60W A19**  
 70P=Albalite Lens with White Trim Ring  
 70PS=Albalite Lens Showerlight with White Trim Ring  
 OD: 8" (203mm)



71, 171

**Albalite Lens w Reflector**  
**60W A19**  
 170P=Albalite Lens with White Trim Ring - Socket Supporting  
 170PS=Albalite Lens Showerlight with White Trim Ring - Socket Supporting  
 OD: 8" (203mm)



73, 173

**Drop Opal Lens**  
**60W A19**  
 71P=Drop Opal Lens with White Trim Ring  
 71PS=Drop Opal Lens Showerlight with White Trim Ring  
 OD: 8" (203mm)

**Drop Opal Lens w Reflector**  
**60W A19**  
 171P=Drop Opal Lens with White Trim Ring - Socket Supporting  
 171PS=Drop Opal Lens Showerlight with White Trim Ring - Socket Supporting  
 OD: 8" (203mm)

OPEN



79

**Fresnel Lens**  
**60W A19**  
 73P=Fresnel Lens with White Trim Ring  
 73PS=Fresnel Lens Showerlight with White Trim Ring  
 OD: 8" (203mm)



301

**Fresnel Lens w Reflector**  
**60W A19**  
 173P=Fresnel Lens with White Trim Ring - Socket Supporting  
 173PS=Fresnel Lens Showerlight with White Trim Ring - Socket Supporting  
 OD: 8" (203mm)



328

**Pinhole Trim**  
**50W PAR30, 65W BR30**  
 79P=White Pinhole Trim  
 OD: 8" (203mm)

**Open**  
**75W R30, 65W BR30, 75W PAR30**  
 301P=White Open Trim  
 301PB=Polished Brass Open Trim  
 OD: 8" (203mm)  
**Splay Trim**  
**100W R30, 75W PAR30, 65W BR30**  
 328P=White Splay Trim  
 OD: 7 1/4" (184mm)

Metal Trim Rings

Compatible with 310, 312, 376, 378, 419, 420, 426  
**TRM6P**=White Metal  
**TRM6PB**=Polished Brass  
**TRM6C**=Chrome  
**TRM6MB**=Black Metal  
**TRM6SL**=Silver Metal  
**TRP7MB**=Black Plastic

Note: Specifications and Dimensions subject to change without notice.

Visit our web site at [www.cooperlighting.com](http://www.cooperlighting.com)

## DESCRIPTION

The H27RT housing is designed for remodelling use in shallow ceilings where 2" x 6" joist construction is used. The wide variety of trims available allows a number of different lighting effects to be created with one basic housing.

## APPLICATION

The H27RT is designed for use in non-insulated ceilings or insulated ceilings but insulation must be kept 3" from all sides of the fixture.

## DESIGN FEATURES

### A...Housing

Die-stamped 20 gauge CRS with white powder coat finish.

### B...Socket Plate

Rigid socket plate adjusts and locks without tools for various lamp sizes.

### C...Junction Box

U.L. listed for through branch circuit wiring. Seven conduit knockouts are uniform 1/2" size with true pryout slots. Four Romex pryouts included.

### D...Socket

Porcelain socket with nickel plated brass screw shell.

### E...Thermal Protector

Integral Thermal Protector

deactivates fixture if an incorrect lamp is used or if ceiling insulation material is not applied correctly.

### F...Remodel Clips

Four remodel clips secure housing and accommodate 1/2" and 5/8" ceiling material.

### G..."Quick Connect" Connectors

Three "Quick Connect" connectors eliminate need for separate wire nuts - simply strip supply wires and push in

### Labels

- U.L. listed for Damp Location
- U.L. listed for Feed Through
- CSA Certified

Catalog #	Type
Project	
Comments	
Prepared by	Date



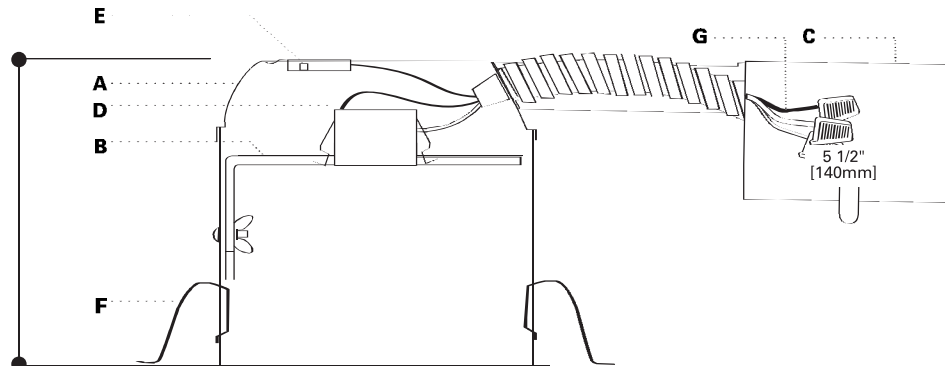
## H27RT

### 6" Non-Insulated Shallow Ceiling Recessed Housing

6" TRIMS

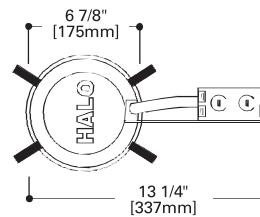
FOR USE IN NON-INSULATED CEILINGS

MAY BE USED IN INSULATED CEILINGS BUT INSULATION MUST BE KEPT 3" FROM ALL SIDES OF HOUSING



Ceiling Opening should be cut using template supplied with housing

Top View



Ordering Information on reverse.

TRIMS

ORDERING INFORMATION

SAMPLE NUMBER: H27RT-426RG

Order housing, trim and accessories separately.

Housing

H27RT=6" Non-Insulated Shallow Ceiling Remodel Housing

Trims

Accessories

REFLECTORS



426

**Specular Reflector Cone**  
**75W R30, 65W BR30, 75W PAR30**  
 426=Specular Clear  
 426H=Haze  
 426RG=Residential Gold  
 426CG=Champagne Gold  
 426MB=Specular Black  
 OD: 7 1/4" (184mm)



429

**Dayform White Cone**  
**75W R30, 65W BR30, 75W PAR30**  
 429P=White Cone  
 OD: 7 1/4" (184mm)



4261

**Self Flanged Reflector Cone**  
**75W R30, 75W PAR30**  
 4261P=White Self Flanged Reflector Cone  
 OD: 7 1/4" (184mm)

BAFFLES



310

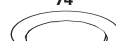
**Baffle**  
**75W R30, 65W BR30, 75W PAR30**  
 310P=Black Baffle  
 310W=White Baffle  
 OD: 7 1/4" (184mm)

ADJUSTABLES



74

**Eyeball - 30° Tilt**  
**75W PAR30**  
 74P=White Eyeball  
 OD: 8" (203mm)



77

**Eyeball**  
**50W R20, 50W PAR20**  
 77P=White Eyeball  
 OD: 8" (203mm)



78

**Eyeball - 30° Tilt**  
**75W R30, 75W PAR30**  
 78P=White Eyeball  
 78SL=Silver Eyeball  
 78B=Brass Eyeball  
 78PB=Polished Brass Eyeball  
 78PAT=White AIR-TITE Eyeball  
 OD: 8" (203mm)



376

**Adjustable**  
**75W PAR30**  
 376P=Black Baffle, Black Lampholder, White Trim Ring  
 OD: 7 1/4" (184mm)



378

**Adjustable with Splay Reflector**  
**75W PAR30**  
 378=White Lampholder with Clear Splay  
 378P=White Lampholder with White Splay  
 OD: 7 3/4" (197mm)



419

**Regressed Eyeball with Splay**  
**75W PAR30**  
 419=White Eyeball with Clear Splay  
 419P=White Eyeball with White Splay  
 OD: 7 1/4" (184mm)



420

**Coilex Baffle Eyeball**  
**75W BR30, 75W PAR30L**  
 420P=White Eyeball with Black Baffle  
 420PB=Polished Brass Eyeball with Black Baffle  
 420W=White Eyeball with White Baffle  
 OD: 7 1/4" (184mm)

LENS



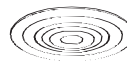
70, 170

**Albalite Lens**  
**60W A19**  
 70P=Albalite Lens with White Trim Ring  
 70PS=Albalite Lens Showerlight with White Trim Ring  
 OD: 8" (203mm)



71, 171

**Albalite Lens w Reflector**  
**60W A19**  
 170P=Albalite Lens with White Trim Ring - Socket Supporting  
 170PS=Albalite Lens Showerlight with White Trim Ring - Socket Supporting  
 OD: 8" (203mm)



73, 173

**Drop Opal Lens**  
**60W A19**  
 71P=Drop Opal Lens with White Trim Ring  
 71PS=Drop Opal Lens Showerlight with White Trim Ring  
 OD: 8" (203mm)

**Drop Opal Lens w Reflector**  
**60W A19**  
 171P=Drop Opal Lens with White Trim Ring - Socket Supporting  
 171PS=Drop Opal Lens Showerlight with White Trim Ring - Socket Supporting  
 OD: 8" (203mm)

OPEN



79

**Fresnel Lens**  
**60W A19**  
 73P=Fresnel Lens with White Trim Ring  
 73PS=Fresnel Lens Showerlight with White Trim Ring  
 OD: 8" (203mm)



301

**Fresnel Lens w Reflector**  
**60W A19**  
 173P=Fresnel Lens with White Trim Ring - Socket Supporting  
 173PS=Fresnel Lens Showerlight with White Trim Ring - Socket Supporting  
 OD: 8" (203mm)



328

**Pinhole Trim**  
**50W PAR30, 65W BR30**  
 79P=White Pinhole Trim  
 OD: 8" (203mm)

**Open**  
**75W R30, 65W BR30, 75W PAR30**  
 301P=White Open Trim  
 301PB=Polished Brass Open Trim  
 OD: 8" (203mm)  
**Splay Trim**  
**100W R30, 75W PAR30, 65W BR30**  
 328P=White Splay Trim  
 OD: 7 1/4" (184mm)

**Metal Trim Rings**  
 Compatible with 310, 312, 376, 378, 419, 420, 426  
**TRM6P**=White Metal  
**TRM6PB**=Polished Brass  
**TRM6C**=Chrome  
**TRM6MB**=Black Metal  
**TRM6SL**=Silver Metal  
**TRP7MB**=Black Plastic

Note: Specifications and Dimensions subject to change without notice.

Visit our web site at [www.cooperlighting.com](http://www.cooperlighting.com)