


Intersystem Grounding Bridges with PVC Adapter



GBB5P

Available in zinc or bronze. Provides reliable intersystem bonding between power and communication grounding systems. Comes with a PVC adapter for 1/2" PVC pipe. Cover is UV rated plastic for long outdoor life.

FEATURES AND BENEFITS

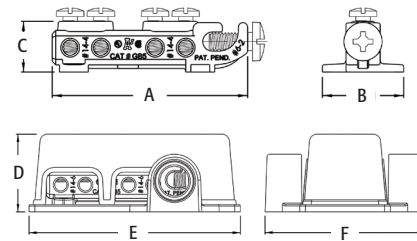
- Meets 2014 NEC Ground Requirements
- GB5P has four termination points—one more than required by 250.94 of the 2014 NEC
- Available in Zinc and Bronze
- Handles multiple hookups of communications systems—for instance phone, cable TV, or a satellite dish
- Fast, simple installation on grounding conductor
- Plastic cover is textured and paintable for good looks

CABLE RANGE

- Four termination points for #4-#14 (solid or stranded)
- Attaches to conductor with "Lay in" style lug with cable range of #6-#2
- GBB50P has larger cable range of #6-#1/0

CATALOG NUMBER	UPC/DCI/NAED MFG #018997	MATERIAL	UNIT PKG	STD PKG	DIM A	DIM B	DIM C	DIM D	DIM E	DIM F
GB5P	09720	Zinc	1	10	3.383	1.409	.872	1.653	4.575	3.461
GBB5P	09721	Bronze	1	10	3.383	1.409	.872	1.653	4.575	3.461
GBB50P	09726	Bronze	1	10	3.383	1.409	.872	1.653	4.575	3.461

PATENTED.



INSTALLATION INSTRUCTIONS



1 Mount conduit adapter plate in desired location using three screws (not provided).



2 Insert grounding electrode conductor into the lay in lug. Tighten screw.



3 Insert grounding electrode conductor into the lay in lug. Tighten screw.



4 Finish by attaching the cover. Good looks, a great finish.



GBB5P

Scan For Video



Intersystem Grounding Bridges with PVC Adapter


Available in zinc or bronze. Provides reliable intersystem bonding between power and communication grounding systems. Comes with a PVC adapter for 1/2" PVC pipe. Cover is UV rated plastic for long outdoor life.

FEATURES AND BENEFITS

- Meets 2014 NEC Ground Requirements
- GB5P has four termination points—one more than required by 250.94 of the 2014 NEC
- Available in Zinc and Bronze
- Handles multiple hookups of communications systems—for instance phone, cable TV, or a satellite dish
- Fast, simple installation on grounding conductor
- Plastic cover is textured and paintable for good looks

CABLE RANGE

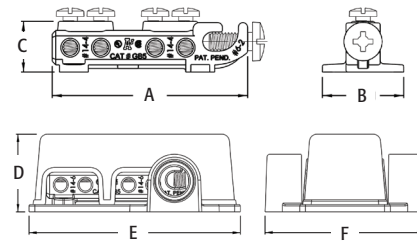
- Four termination points for #4-#14 (solid or stranded)
- Attaches to conductor with "Lay in" style lug with cable range of #6-#2
- GBB50P has larger cable range of #6-#1/0



GBB5P

CATALOG NUMBER	UPC/DCI/NAED MFG #018997	MATERIAL	UNIT PKG	STD PKG	DIM A	DIM B	DIM C	DIM D	DIM E	DIM F
GB5P	09720	Zinc	1	10	3.383	1.409	.872	1.653	4.575	3.461
GBB5P	09721	Bronze	1	10	3.383	1.409	.872	1.653	4.575	3.461
GBB50P	09726	Bronze	1	10	3.383	1.409	.872	1.653	4.575	3.461

PATENTED.



INSTALLATION INSTRUCTIONS



1 Mount conduit adapter plate in desired location using three screws (not provided).



2 Insert grounding electrode conductor into the lay in lug. Tighten screw.



3 Insert grounding electrode conductor into the lay in lug. Tighten screw.



4 Finish by attaching the cover. Good looks, a great finish.



GBB5P

Scan For Video

