

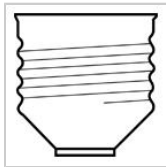



GE
Lighting

85384 - FLE14/2/TC16SWCD

GE energy smart® CFL 14 watt Postlight 1-pack

- 2700K soft white light appearance
- 60 watt replacement uses only 14 watts
- Estimated yearly energy costs \$1.69 based on 3 hours per day \$0.11 per kWh
- GE energy smart® CFL features a GE Spiral® bulb on the inside that uses 75% less energy and lasts up to 5 times longer than incandescents. Use GE energy smart® CFL bulbs in enclosed outdoor fixtures like porch lights, postlights and carriage lights
- Lasts 9.1 years based on 3 hours per day usage
- Postlight with medium base for use in outdoor carriage and post lights



CAUTIONS & WARNINGS

Warning

- Risk of Electric Shock
 - Do not open - no user serviceable parts inside.
 - Do not use where directly exposed to water or outdoors without an enclosed fixture.

NOTES

- Fluorescent lamp lumens decline during life
- Lumens on one piece self ballasted lamp systems are measured base up.
- Use only on 120V 60 Hz circuits. Do not use on dimming circuits, photocells or timers. Do not use in wet locations.
- Amalgam product experience stable brightness over a wider temperature range and in various operating positions.

GENERAL CHARACTERISTICS

Lamp Type	Compact Fluorescent - Self-Ballasted
Bulb	TC16
Base	Medium Screw (E26)
Equivalent Wattage	60.0 W
Rated Life (Vert)	10000.0 h
Rated Life	10000.0 hrs
Starting Temperature (MIN)	5.0 °C
Life in Years	9.1
LEED-EB MR Credit	467 picograms Hg per mean lumen hour
Primary Application	Retail Display;Hospitality;Office;Restaurant;Fa

PHOTOMETRIC CHARACTERISTICS

Initial Lumens (Vert)	750.0
Initial Lumens	750.0
Initial Lumens (Hor)	53.57143
Mean Lumens	600.0
Nominal Initial Lumens per Watt	53
Color Temperature	2700.0 K
Color Rendering Index (CRI)	82.0

ELECTRICAL CHARACTERISTICS

Wattage	14.0
Voltage (MIN)	14.0
Voltage	120.0
Input Voltage	120.0 V
Estimated Energy Cost per Year	1.69
Input Current	0.2200 A

DIMENSIONS

Maximum Overall Length (MOL)	5.0000 in(127.0 mm)
Nominal Length	5.000 in(127.0 mm)

PRODUCT INFORMATION

Product Code	85384
Description	FLE14/2/TC16SWCD
Standard Package	BUNDLE
Standard Package GTIN	10043168853849
Standard Package Quantity	12
Sales Unit	Unit
No Of Items Per Sales Unit	1
No Of Items Per Standard Package	12
UPC	043168853842

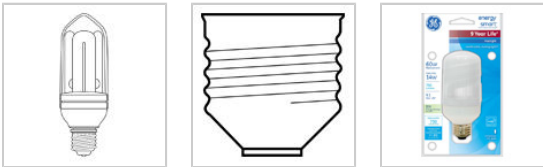



GE
Lighting

85384 - FLE14/2/TC16SWCD

GE energy smart® CFL 14 watt Postlight 1-pack

- 2700K soft white light appearance
- 60 watt replacement uses only 14 watts
- Estimated yearly energy costs \$1.69 based on 3 hours per day \$0.11 per kWh
- GE energy smart® CFL features a GE Spiral® bulb on the inside that uses 75% less energy and lasts up to 5 times longer than incandescents. Use GE energy smart® CFL bulbs in enclosed outdoor fixtures like porch lights, postlights and carriage lights
- Lasts 9.1 years based on 3 hours per day usage
- Postlight with medium base for use in outdoor carriage and post lights



CAUTIONS & WARNINGS

Warning

- Risk of Electric Shock
 - Do not open - no user serviceable parts inside.
 - Do not use where directly exposed to water or outdoors without an enclosed fixture.

NOTES

- Fluorescent lamp lumens decline during life
- Lumens on one piece self ballasted lamp systems are measured base up.
- Use only on 120V 60 Hz circuits. Do not use on dimming circuits, photocells or timers. Do not use in wet locations.
- Amalgam product experience stable brightness over a wider temperature range and in various operating positions.

GENERAL CHARACTERISTICS

Lamp Type	Compact Fluorescent - Self-Ballasted
Bulb	TC16
Base	Medium Screw (E26)
Equivalent Wattage	60.0 W
Rated Life (Vert)	10000.0 h
Rated Life	10000.0 hrs
Starting Temperature (MIN)	5.0 °C
Life in Years	9.1
LEED-EB MR Credit	467 picograms Hg per mean lumen hour
Primary Application	Retail Display;Hospitality;Office;Restaurant;Fa

PHOTOMETRIC CHARACTERISTICS

Initial Lumens (Vert)	750.0
Initial Lumens	750.0
Initial Lumens (Hor)	53.57143
Mean Lumens	600.0
Nominal Initial Lumens per Watt	53
Color Temperature	2700.0 K
Color Rendering Index (CRI)	82.0

ELECTRICAL CHARACTERISTICS

Wattage	14.0
Voltage (MIN)	14.0
Voltage	120.0
Input Voltage	120.0 V
Estimated Energy Cost per Year	1.69
Input Current	0.2200 A

DIMENSIONS

Maximum Overall Length (MOL)	5.0000 in(127.0 mm)
Nominal Length	5.000 in(127.0 mm)

PRODUCT INFORMATION

Product Code	85384
Description	FLE14/2/TC16SWCD
Standard Package	BUNDLE
Standard Package GTIN	10043168853849
Standard Package Quantity	12
Sales Unit	Unit
No Of Items Per Sales Unit	1
No Of Items Per Standard Package	12
UPC	043168853842