

Threaded Rigid Conduit and IMC Couplings and Connectors

Applications

- Three piece union couples two lengths of conduit when neither can be turned.
- Gasketed pulling elbows: provides a compact wire pulling point.
- Elbows provide a 90° change of direction in a conduit run.
- Male to female: for connecting threaded rigid conduit or IMC to box or enclosure.

Material

- Malleable iron

Certifications and Compliances

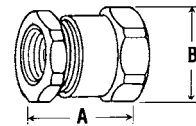
- UL Standard: 514B
- UL Listed: E14814
- CSA Standard: C22.2 No. 18.3
- CSA Certified: 065178
- NEMA: FB-1

| | Catalog Number | Trade Size (Inches) | Dimensions in Inches/Millimeters | | | Weight Lbs./Kgs. Per 100 |
|--|----------------|---------------------|----------------------------------|---|---|--------------------------|
| | | | A | B | C | |

Three Piece Union – Concretetight



| | | | | | |
|---------------|-------|---------|---------|---|---------------|
| EC-50 | 1/2 | 1 3/8 | 1 7/16 | — | 16.50/7.48 |
| EC-75 | 3/4 | 1 5/8 | 1 3/4 | — | 24.00/10.89 |
| EC-100 | 1 | 1 13/16 | 1 13/16 | — | 58.00/26.31 |
| EC-125 | 1-1/4 | 2 3/16 | 2 3/8 | — | 98.00/44.45 |
| EC-150 | 1-1/2 | 2 5/16 | 2 5/8 | — | 134.00/60.78 |
| EC-200 | 2 | 2 7/16 | 3 3/8 | — | 198.00/89.81 |
| EC-250 | 2-1/2 | 3 3/16 | 4 | — | 255.00/115.67 |
| EC-300 | 3 | 3 5/16 | 4 3/16 | — | 394.00/178.72 |
| EC-350 | 3-1/2 | 3 1/2 | 5 1/8 | — | 380.00/172.37 |
| EC-400 | 4 | 3 3/4 | 5 1/2 | — | 700.00/317.51 |
| EC-500 | 5 | 3 11/16 | 6 7/8 | — | 788.00/357.43 |
| EC-600 | 6 | 3 5/16 | 8 1/4 | — | 825.00/374.21 |

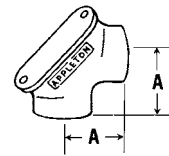


COMMERCIAL PRODUCTS: RIGID AND IMC FITTINGS

90° Female Gasketed Pulling Elbows – Watertight



| | | | | | |
|----------------|-------|-----------|---|---|---------------|
| FFL-50 | 1/2 | 1.19/30.2 | — | — | 31.00/14.06 |
| FFL-75 | 3/4 | 1.34/34.0 | — | — | 46.00/20.87 |
| FFL-100 | 1 | 1.59/40.4 | — | — | 76.00/34.47 |
| FFL-125 | 1-1/4 | 2.25/57.2 | — | — | 120.00/54.43 |
| FFL-150 | 1-1/2 | 2.56/65.0 | — | — | 160.00/72.57 |
| FFL-200 | 2 | 3.19/81.0 | — | — | 293.00/132.90 |

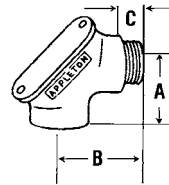


Commercial Products


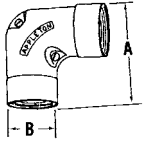

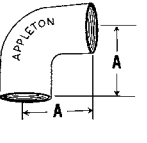

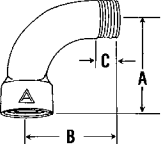

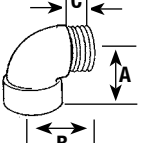

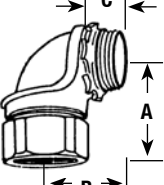
90° Male to Female Gasketed Pulling Elbows – Watertight



| | | | | | |
|----------------|-------|-----------|------------|-----------|---------------|
| MFL-50 | 1/2 | 1.19/30.2 | 1.44/36.6 | 0.47/11.9 | 36.00/16.33 |
| MFL-75 | 3/4 | 1.34/34.0 | 1.53/38.9 | 0.50/12.7 | 55.00/24.95 |
| MFL-100 | 1 | 1.59/40.4 | 1.75/44.5 | 0.56/14.2 | 90.00/40.82 |
| MFL-125 | 1-1/4 | 2.25/57.2 | 3.13/79.5 | 0.88/22.4 | 141.00/63.96 |
| MFL-150 | 1-1/2 | 2.56/65.0 | 3.44/87.4 | 0.88/22.4 | 192.00/87.09 |
| MFL-200 | 2 | 3.19/81.0 | 4.19/106.4 | 1.00/25.4 | 335.00/151.95 |



Threaded Rigid Conduit and IMC Couplings and Connectors

| | Catalog Number | Trade Size (Inches) | Dimensions in Inches/Millimeters | | | Weight Lbs./Kgs. Per 100 | |
|---|----------------|---------------------|----------------------------------|------------|-----------|--------------------------|---|
| | | | A | B | C | | |
| 90° Female Pulling Elbows ‡ | | | | | | | |
|  | PFFL-50 | 1/2 | 2.44/62.0 | 1.13/28.7 | — | 49.00/22.23 |  |
| | PFFL-75 | 3/4 | 2.72/69.1 | 1.38/35.1 | — | 76.00/34.47 | |
| | PFFL-100 | 1 | 3.25/82.6 | 1.72/43.7 | — | 121.00/54.88 | |
| 90° Female Elbows ‡ | | | | | | | |
|  | LF90-50 | 1/2 | 1.50/38.1 | — | — | 39.00/17.69 |  |
| | LF90-75 | 3/4 | 1.69/42.9 | — | — | 53.00/24.04 | |
| 90° Male to Female Long Bushed Elbows ‡ | | | | | | | |
|  | LMFL90-50 | 1/2 | 1.75/44.5 | 1.78/45.2 | 0.59/15.0 | 32.50/14.74 |  |
| | LMFL90-75 | 3/4 | 2.25/57.2 | 2.28/57.9 | 0.69/17.5 | 50.00/22.68 | |
| | LMFL90-100 | 1 | 2.66/67.6 | 2.69/68.3 | 0.75/19.1 | 87.00/39.46 | |
| | LMFL90-125 | 1-1/4 | 3.31/84.1 | 3.34/84.8 | 1.00/25.4 | 126.00/57.15 | |
| | LMFL90-150 | 1-1/2 | 3.94/100.1 | 3.97/100.8 | 1.06/26.9 | 170.00/77.11 | |
| | LMFL90-200 | 2 | 4.00/101.6 | 4.00/101.6 | 1.06/26.9 | 410.00/185.97 | |
| 90° Male to Female Short Bushed Elbows ‡ | | | | | | | |
|  | LMF90-50 | 1/2 | 1.25/31.8 | 1.41/35.8 | 0.50/12.7 | 23.00/10.43 |  |
| | LMF90-75 | 3/4 | 1.44/36.6 | 1.69/42.9 | 0.81/20.6 | 36.00/16.33 | |
| | LMF90-100 | 1 | 1.66/42.2 | 1.94/49.3 | 1.00/25.4 | 58.00/26.31 | |
| 90° Male to Female Short Box Connectors ‡ | | | | | | | |
|  | LMF90-50L | 1/2 | 1.25/31.8 | 1.09/27.7 | 0.44/11.2 | 26.00/11.79 |  |
| | LMF90-75L | 3/4 | 1.44/36.6 | 1.25/31.8 | 0.44/11.2 | 34.00/15.42 | |

‡ Not CSA certified.

Threaded Rigid Conduit and IMC Couplings and Connectors

Applications

- Three piece union couples two lengths of conduit when neither can be turned.
- Gasketed pulling elbows: provides a compact wire pulling point.
- Elbows provide a 90° change of direction in a conduit run.
- Male to female: for connecting threaded rigid conduit or IMC to box or enclosure.

Material

- Malleable iron

Certifications and Compliances

- UL Standard: 514B
- UL Listed: E14814
- CSA Standard: C22.2 No. 18.3
- CSA Certified: 065178
- NEMA: FB-1

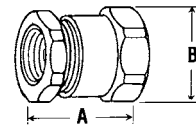
COMMERCIAL PRODUCTS: RIGID AND IMC FITTINGS

| | Catalog Number | Trade Size (Inches) | Dimensions in Inches/Millimeters | | | Weight Lbs./Kgs. Per 100 |
|--|----------------|---------------------|----------------------------------|---|---|--------------------------|
| | | | A | B | C | |

Three Piece Union – Concretetight



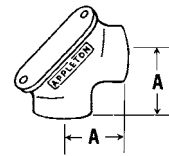
| | | | | | |
|---------------|-------|---------|---------|---|---------------|
| EC-50 | 1/2 | 1 3/8 | 1 7/16 | — | 16.50/7.48 |
| EC-75 | 3/4 | 1 5/8 | 1 3/4 | — | 24.00/10.89 |
| EC-100 | 1 | 1 13/16 | 1 13/16 | — | 58.00/26.31 |
| EC-125 | 1-1/4 | 2 3/16 | 2 3/8 | — | 98.00/44.45 |
| EC-150 | 1-1/2 | 2 5/16 | 2 5/8 | — | 134.00/60.78 |
| EC-200 | 2 | 2 7/16 | 3 3/8 | — | 198.00/89.81 |
| EC-250 | 2-1/2 | 3 3/16 | 4 | — | 255.00/115.67 |
| EC-300 | 3 | 3 5/16 | 4 3/16 | — | 394.00/178.72 |
| EC-350 | 3-1/2 | 3 1/2 | 5 1/8 | — | 380.00/172.37 |
| EC-400 | 4 | 3 3/4 | 5 1/2 | — | 700.00/317.51 |
| EC-500 | 5 | 3 11/16 | 6 7/8 | — | 788.00/357.43 |
| EC-600 | 6 | 3 5/16 | 8 1/4 | — | 825.00/374.21 |



90° Female Gasketed Pulling Elbows – Watertight



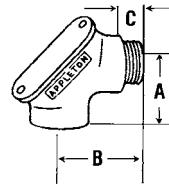
| | | | | | |
|----------------|-------|-----------|---|---|---------------|
| FFL-50 | 1/2 | 1.19/30.2 | — | — | 31.00/14.06 |
| FFL-75 | 3/4 | 1.34/34.0 | — | — | 46.00/20.87 |
| FFL-100 | 1 | 1.59/40.4 | — | — | 76.00/34.47 |
| FFL-125 | 1-1/4 | 2.25/57.2 | — | — | 120.00/54.43 |
| FFL-150 | 1-1/2 | 2.56/65.0 | — | — | 160.00/72.57 |
| FFL-200 | 2 | 3.19/81.0 | — | — | 293.00/132.90 |




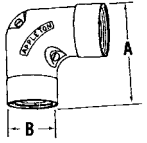

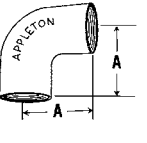

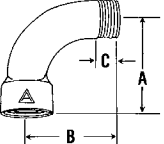

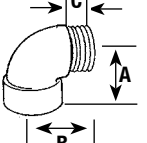

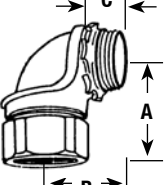
90° Male to Female Gasketed Pulling Elbows – Watertight



| | | | | | |
|----------------|-------|-----------|------------|-----------|---------------|
| MFL-50 | 1/2 | 1.19/30.2 | 1.44/36.6 | 0.47/11.9 | 36.00/16.33 |
| MFL-75 | 3/4 | 1.34/34.0 | 1.53/38.9 | 0.50/12.7 | 55.00/24.95 |
| MFL-100 | 1 | 1.59/40.4 | 1.75/44.5 | 0.56/14.2 | 90.00/40.82 |
| MFL-125 | 1-1/4 | 2.25/57.2 | 3.13/79.5 | 0.88/22.4 | 141.00/63.96 |
| MFL-150 | 1-1/2 | 2.56/65.0 | 3.44/87.4 | 0.88/22.4 | 192.00/87.09 |
| MFL-200 | 2 | 3.19/81.0 | 4.19/106.4 | 1.00/25.4 | 335.00/151.95 |



Threaded Rigid Conduit and IMC Couplings and Connectors

| | Catalog Number | Trade Size (Inches) | Dimensions in Inches/Millimeters | | | Weight Lbs./Kgs. Per 100 | |
|---|----------------|---------------------|----------------------------------|------------|-----------|--------------------------|---|
| | | | A | B | C | | |
| 90° Female Pulling Elbows ‡ | | | | | | | |
|  | PFFL-50 | 1/2 | 2.44/62.0 | 1.13/28.7 | — | 49.00/22.23 |  |
| | PFFL-75 | 3/4 | 2.72/69.1 | 1.38/35.1 | — | 76.00/34.47 | |
| | PFFL-100 | 1 | 3.25/82.6 | 1.72/43.7 | — | 121.00/54.88 | |
| 90° Female Elbows ‡ | | | | | | | |
|  | LF90-50 | 1/2 | 1.50/38.1 | — | — | 39.00/17.69 |  |
| | LF90-75 | 3/4 | 1.69/42.9 | — | — | 53.00/24.04 | |
| 90° Male to Female Long Bushed Elbows ‡ | | | | | | | |
|  | LMFL90-50 | 1/2 | 1.75/44.5 | 1.78/45.2 | 0.59/15.0 | 32.50/14.74 |  |
| | LMFL90-75 | 3/4 | 2.25/57.2 | 2.28/57.9 | 0.69/17.5 | 50.00/22.68 | |
| | LMFL90-100 | 1 | 2.66/67.6 | 2.69/68.3 | 0.75/19.1 | 87.00/39.46 | |
| | LMFL90-125 | 1-1/4 | 3.31/84.1 | 3.34/84.8 | 1.00/25.4 | 126.00/57.15 | |
| | LMFL90-150 | 1-1/2 | 3.94/100.1 | 3.97/100.8 | 1.06/26.9 | 170.00/77.11 | |
| | LMFL90-200 | 2 | 4.00/101.6 | 4.00/101.6 | 1.06/26.9 | 410.00/185.97 | |
| 90° Male to Female Short Bushed Elbows ‡ | | | | | | | |
|  | LMF90-50 | 1/2 | 1.25/31.8 | 1.41/35.8 | 0.50/12.7 | 23.00/10.43 |  |
| | LMF90-75 | 3/4 | 1.44/36.6 | 1.69/42.9 | 0.81/20.6 | 36.00/16.33 | |
| | LMF90-100 | 1 | 1.66/42.2 | 1.94/49.3 | 1.00/25.4 | 58.00/26.31 | |
| 90° Male to Female Short Box Connectors ‡ | | | | | | | |
|  | LMF90-50L | 1/2 | 1.25/31.8 | 1.09/27.7 | 0.44/11.2 | 26.00/11.79 |  |
| | LMF90-75L | 3/4 | 1.44/36.6 | 1.25/31.8 | 0.44/11.2 | 34.00/15.42 | |

‡ Not CSA certified.