

FD Series Decorator Series

The FD Series Decorator Auto-Off Timers are designed to replace any standard wall switch - single or multi-gang. This series of energy-efficient mechanical timers do not require electricity to operate. In addition, they automatically limit the ON times for fans, lighting, motors, heaters, and other energy consuming loads.

Features

- Hold feature enables user to override the automatic shut-off function
- Supplied time dial plates are designed to fit either toggle (FF) or decorator style (FD) switch plates
- Single or multi-gang with no field modifications required
- Time saving up front terminal connection with teeter-type terminals
- Press-on knob design ensures quick and easy installation
- CFL Compatible

Not for use with sunlamps, saunas, or loads that could cause personal injury if timed incorrectly.

Ratings

Resistive:	20 Amp, 125 VAC, 50/60 Hz 10 Amp, 250 VAC, 50/60 Hz 10 Amp, 277 VAC, 50/60 Hz
Tungsten:	7 Amp, 125 VAC
Motor:	1 HP, 120 VAC, 50/60 Hz 2 HP, 240 VAC, 50/60 Hz
Operating Temperature:	-40°F to 104°F (-40°C to 40°C)
Style:	Can be used with decorator and toggle type switch plates
Dimensions:	2.79" H x 1.6" W x 1.19" D

Project: _____

Location: _____

Product Type: _____

Contact/Phone: _____

Model #: _____



White Models	Ivory Models	Almond Models	Time Cycle	Switch	Hold
FD5MW	FD5M	-	5 Minutes	SPST	No
FD15MWC	FD15MC	FD15MAC	15 Minutes	SPST	No
FD15MHW	FD15MH	-	15 Minutes	SPST	Yes
FD30MWC	FD30MC	FD30MAC	30 Minutes	SPST	No
FD30MHW	FD30MH	-	30 Minutes	SPST	Yes
FD60MWC	FD60MC	FD60MAC	60 Minutes	SPST	No
FD60MHW	FD60MH	-	60 Minutes	SPST	Yes
FD2HW	FD2H	-	2 Hours	SPST	No
FD4HW	FD4H	-	4 Hours	SPST	No
FD6HW	FD6H	-	6 Hours	SPST	No
FD6HHW	FD6HH	-	6 Hours	SPST	Yes
FD12HWC	FD12HC	-	12 Hours	SPST	No
FD12HHW	FD12HH	-	12 Hours	SPST	Yes
FD32HW	FD32H	-	2 Hours	SPDT	No
FD34HW	FD34H	-	4 Hours	SPDT	No
-	FD36H	-	6 Hours	SPDT	No
-	FD415M	-	15 Minutes	DPST	No
FD430MW	FD430M	-	30 Minutes	DPST	No
FD460MW	FD460M	-	60 Minutes	DPST	No
FD46HW	FD46H	-	6 Hours	DPST	No

Specification

The time switch shall be of the appropriate dimensions and design to provide direct replacement of a standard wall switch in single or multi-gang 2 ½" deep junction boxes. The timer shall include a molded _____ (Almond)(Ivory) (White) knob and plate with a spiral time scale to provide easy selection of the time setting. The molded plate (time dial) and knob shall be the standard industry accepted _____ (Almond)(Ivory)(White) and shall provide for installation using a standard toggle or standard decorator wall switch plate without modifications. The knob shall be a press on type requiring no screws or other hardware to secure. The threaded hole for plate mounting shall be extruded to provide a minimum of .085" thread engagement. Switch Rating (Each Pole for DPST Models).

The timer shall have a UL listed rating of:

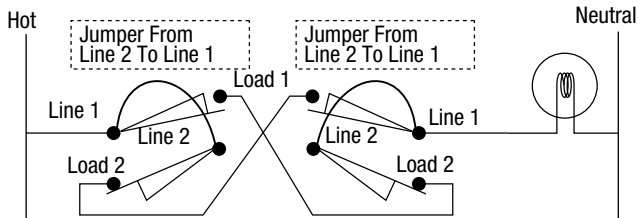
- 1 HP at 125 VAC, 50/60 Hz
- 2 HP at 250 VAC, 50/60 Hz
- 20 Amp, 120 VAC, 50/60 Hz
- 10 Amp, 250 VAC, 50/60 Hz
- 10 Amp, 277 VAC, 50/60 Hz
- 7 Amp, 125 VAC

The timer field wiring connections shall be secured by means of a teeter-type terminal screw to provide secure connections for appropriate wire sizes. The timer shall be _____ (SPST)(DPST)(SPDT). The timer _____ (Shall)(Shall Not) have a Hold feature and shall have a time cycle of _____ (See Time Cycles Listed). The timer shall be Intermatic model _____ (See Model Numbers Listed).

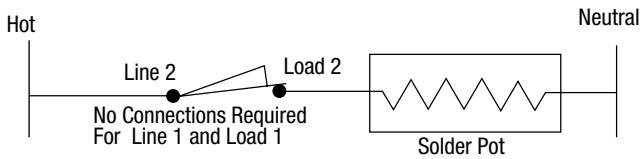
Diagrams



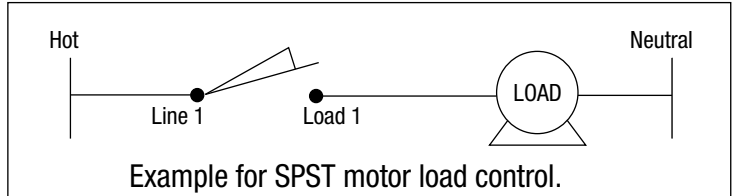
Example for timed selection of low or high speed motor with optional timer to limit operation time regardless of speed selected.



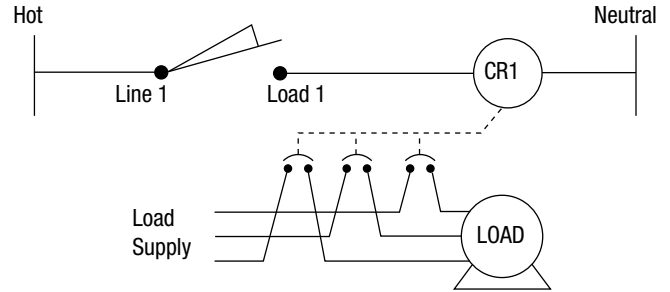
Example for 3-way load control providing timed override from more than one location.



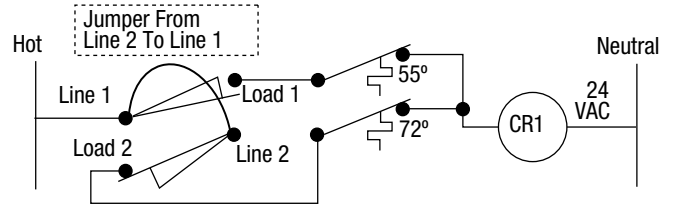
Example for reverse action control. The load is switched off when timer is operated for a limited time then switches back on.



Example for SPST motor load control.



Example for SPST large motor load control using a 3-pole contactor or motor starter.



Example for control of low voltage set-back set-up thermostats using SPDT timer.



Example for breaking both sides of a 240 volt load using DPST contacts.



Example for controlling two loads simultaneously by using DPST contacts.

FD Series Decorator Series

The FD Series Decorator Auto-Off Timers are designed to replace any standard wall switch - single or multi-gang. This series of energy-efficient mechanical timers do not require electricity to operate. In addition, they automatically limit the ON times for fans, lighting, motors, heaters, and other energy consuming loads.

Features

- Hold feature enables user to override the automatic shut-off function
- Supplied time dial plates are designed to fit either toggle (FF) or decorator style (FD) switch plates
- Single or multi-gang with no field modifications required
- Time saving up front terminal connection with teeter-type terminals
- Press-on knob design ensures quick and easy installation
- CFL Compatible

Not for use with sunlamps, saunas, or loads that could cause personal injury if timed incorrectly.

Ratings

Resistive:	20 Amp, 125 VAC, 50/60 Hz 10 Amp, 250 VAC, 50/60 Hz 10 Amp, 277 VAC, 50/60 Hz
Tungsten:	7 Amp, 125 VAC
Motor:	1 HP, 120 VAC, 50/60 Hz 2 HP, 240 VAC, 50/60 Hz
Operating Temperature:	-40°F to 104°F (-40°C to 40°C)
Style:	Can be used with decorator and toggle type switch plates
Dimensions:	2.79" H x 1.6" W x 1.19" D

Project: _____

Location: _____

Product Type: _____

Contact/Phone: _____

Model #: _____



White Models	Ivory Models	Almond Models	Time Cycle	Switch	Hold
FD5MW	FD5M	-	5 Minutes	SPST	No
FD15MWC	FD15MC	FD15MAC	15 Minutes	SPST	No
FD15MHW	FD15MH	-	15 Minutes	SPST	Yes
FD30MWC	FD30MC	FD30MAC	30 Minutes	SPST	No
FD30MHW	FD30MH	-	30 Minutes	SPST	Yes
FD60MWC	FD60MC	FD60MAC	60 Minutes	SPST	No
FD60MHW	FD60MH	-	60 Minutes	SPST	Yes
FD2HW	FD2H	-	2 Hours	SPST	No
FD4HW	FD4H	-	4 Hours	SPST	No
FD6HW	FD6H	-	6 Hours	SPST	No
FD6HHW	FD6HH	-	6 Hours	SPST	Yes
FD12HWC	FD12HC	-	12 Hours	SPST	No
FD12HHW	FD12HH	-	12 Hours	SPST	Yes
FD32HW	FD32H	-	2 Hours	SPDT	No
FD34HW	FD34H	-	4 Hours	SPDT	No
-	FD36H	-	6 Hours	SPDT	No
-	FD415M	-	15 Minutes	DPST	No
FD430MW	FD430M	-	30 Minutes	DPST	No
FD460MW	FD460M	-	60 Minutes	DPST	No
FD46HW	FD46H	-	6 Hours	DPST	No

Specification

The time switch shall be of the appropriate dimensions and design to provide direct replacement of a standard wall switch in single or multi-gang 2 ½" deep junction boxes. The timer shall include a molded _____ (Almond)(Ivory) (White) knob and plate with a spiral time scale to provide easy selection of the time setting. The molded plate (time dial) and knob shall be the standard industry accepted _____ (Almond)(Ivory)(White) and shall provide for installation using a standard toggle or standard decorator wall switch plate without modifications. The knob shall be a press on type requiring no screws or other hardware to secure. The threaded hole for plate mounting shall be extruded to provide a minimum of .085" thread engagement. Switch Rating (Each Pole for DPST Models).

The timer shall have a UL listed rating of:

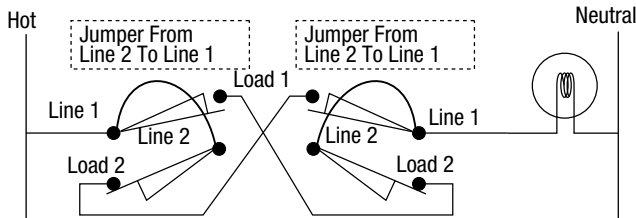
- 1 HP at 125 VAC, 50/60 Hz
- 2 HP at 250 VAC, 50/60 Hz
- 20 Amp, 120 VAC, 50/60 Hz
- 10 Amp, 250 VAC, 50/60 Hz
- 10 Amp, 277 VAC, 50/60 Hz
- 7 Amp, 125 VAC

The timer field wiring connections shall be secured by means of a teeter-type terminal screw to provide secure connections for appropriate wire sizes. The timer shall be _____ (SPST)(DPST)(SPDT). The timer _____ (Shall)(Shall Not) have a Hold feature and shall have a time cycle of _____ (See Time Cycles Listed). The timer shall be Intermatic model _____ (See Model Numbers Listed).

Diagrams



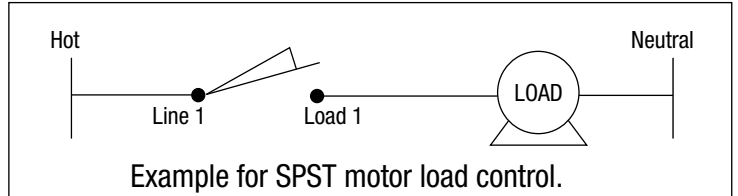
Example for timed selection of low or high speed motor with optional timer to limit operation time regardless of speed selected.



Example for 3-way load control providing timed override from more than one location.



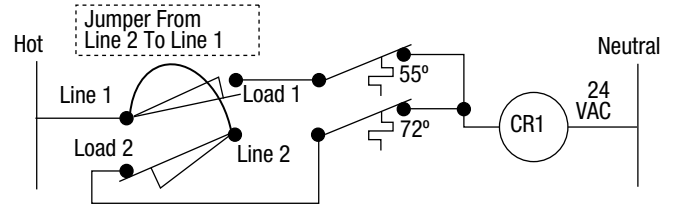
Example for reverse action control. The load is switched off when timer is operated for a limited time then switches back on.



Example for SPST motor load control.



Example for SPST large motor load control using a 3-pole contactor or motor starter.



Example for control of low voltage set-back set-up thermostats using SPDT timer.



Example for breaking both sides of a 240 volt load using DPST contacts.



Example for controlling two loads simultaneously by using DPST contacts.

Notes
