

Flexcor Support Grips — designed for flexibility and cable protection in any application.

FS050USS, FS050UUSS, FR050USS, FCHL075USS, FCSD40, FC52

Flexcor® industrial-strength wire mesh support grips are designed to distribute the weight of vertical or sloping runs of electrical cable, metal rods, tubing or hose over the entire length of the grip to avoid damage.

Flexcor® Wire Mesh Support Grips are offered in single, double, universal and offset weaves with either closed or open mesh, providing ease of installation and added reinforcement for longer, trouble-free service.

Designed for a variety of indoor and outdoor applications, there's a Flexcor® Wire Mesh Support Grip to fit your need; Standard Closed Mesh, Split Lace, Split Rod, Heavy-Duty, Service and Bus Drop support grips. All provide ease and flexibility in permanent or temporary installations with reliable corrosion-resistant material for direct tension relief and cable protection.

Features & Benefits

Catalog number, diameter range and agency approval stamped into the hardware.

Available in stainless steel for excellent corrosion-resistance.

Four styles available: single (shown), double, locking bale and offset.



Endless weave design for simple installation and adjustment.

Designed for applications ranging from service- & bus-drops, to light & heavy duty.

FCHL100U

- **NOTE:** Stainless steel mesh is not suitable for marine use

3rd Party Compliance




Most Flexcor products have UL and/or CSA approvals. Please consult factory for approval information. Conforms to NEMA 3R.

Ordering Information

Standard-Duty, Closed Mesh, Single Eye Grips

Catalog Number	Stainless Steel Catalog Number	Cable Diameter Range	Bale Length	Mesh Length	Approximate Break Strength*
FC050U	FC050USS	0.500"-0.610"	7"	11"	770 lbs.
FC062U	FC062USS	0.620"-0.740"	8"	11"	960 lbs.
FC075U	FC075USS	0.750"-0.990"	8"	14"	1,300 lbs.
FC100U	FC100USS	1.000"-1.240"	9"	15"	1,680 lbs.
FC125U	FC125USS	1.250"-1.490"	10"	16"	1,680 lbs.
FC150U	FC150USS	1.500"-1.740"	12"	18"	1,680 lbs.
FC175U	FC175USS	1.750"-1.990"	14"	20"	2,640 lbs.
FC200U	FC200USS	2.000"-2.490"	16"	22"	3,760 lbs.
FC250U	FC250USS	2.500"-2.990"	18"	24"	3,760 lbs.
FC300U	FC300USS	3.000"-3.490"	21"	26"	5,040 lbs.



Single Eye Grips

Standard-Duty, Split Lace, Single Eye

Catalog Number	Stainless Steel Catalog Number	Cable Diameter Range	Bale Length	Mesh Length	Approximate Break Strength*
FS050U	FS050USS	0.500"-0.610"	7"	11"	770 lbs.
FS062U	FS062USS	0.620"-0.740"	8"	11"	960 lbs.
FS075U	FS075USS	0.750"-0.990"	8"	14"	1,320 lbs.
FS100U	FS100USS	1.000"-1.240"	9"	15"	1,680 lbs.
FS125U	FS125USS	1.250"-1.490"	10"	16"	1,680 lbs.
FS150U	FS150USS	1.500"-1.740"	12"	18"	1,680 lbs.
FS175U	FS175USS	1.750"-1.990"	14"	20"	2,640 lbs.
FS200U	FS200USS	2.000"-2.490"	16"	22"	3,760 lbs.
FS250U	FS250USS	2.500"-2.990"	18"	24"	3,760 lbs.
FS300U	FS300USS	3.000"-3.490"	21"	26"	5,040 lbs.
FS350U	FS350USS	3.500"-3.990"	24"	28"	5,040 lbs.



Split Lace, Single Eye

Standard-Duty, Split Rod, Single Eye

Catalog Number	Stainless Steel Catalog Number	Cable Diameter Range	Bale Length	Mesh Length	Approximate Break Strength*
FR050U	FR050USS	0.500"-0.610"	7"	11"	770 lbs.
FR062U	FR062USS	0.620"-0.740"	8"	11"	960 lbs.
FR075U	FR075USS	0.750"-0.990"	8"	14"	1,320 lbs.
FR100U	FR100USS	1.000"-1.240"	9"	15"	1,680 lbs.
FR125U	FR125USS	1.250"-1.490"	10"	16"	1,680 lbs.
FR150U	FR150USS	1.500"-1.740"	12"	18"	1,680 lbs.
FR175U	FR175USS	1.750"-1.990"	14"	20"	2,640 lbs.
FR200U	FR200USS	2.000"-2.490"	16"	22"	3,760 lbs.



Split Rod, Single Eye

*To determine workload safety factor, divide approximate break strength by 10.

Ordering Information

Standard-Duty, Closed Mesh, Double Eye Grips

Catalog Number	Stainless Steel Catalog Number	Cable Diameter Range	Bale Length	Mesh Length	Approximate Break Strength*
FC050UU	FC050UUSS	0.500"-0.610"	4"	11"	770 lbs.
FC062UU	FC062UUSS	0.620"-0.740"	4"	11"	1,150 lbs.
FC075UU	FC075UUSS	0.750"-0.990"	4"	14"	1,320 lbs.
FC100UU	FC100UUSS	1.000"-1.240"	5"	15"	1,920 lbs.
FC125UU	FC125UUSS	1.250"-1.490"	5"	16"	1,920 lbs.
FC150UU	FC150UUSS	1.500"-1.740"	6"	18"	1,920 lbs.
FC175UU	FC175UUSS	1.750"-1.990"	6"	20"	3,150 lbs.
FC200UU	FC200UUSS	2.000"-2.490"	6"	22"	3,360 lbs.
FC250UU	FC250UUSS	2.500"-2.990"	6"	24"	3,360 lbs.



Double Eye Grips

Standard-Duty, Split Lace, Double Eye


Catalog Number	Stainless Steel Catalog Number	Cable Diameter Range	Bale Length	Mesh Length	Approximate Break Strength*
FS050UU	FS050UUSS	0.500"-0.610"	4"	11"	770 lbs.
FS062UU	FS062UUSS	0.620"-0.740"	4"	11"	1,150 lbs.
FS100UU	FS100UUSS	1.000"-1.240"	5"	15"	1,920 lbs.
FS125UU	FS125UUSS	1.250"-1.490"	5"	16"	1,920 lbs.
FS150UU	FS150UUSS	1.500"-1.740"	5"	18"	1,920 lbs.
FS175UU	FS175UUSS	1.750"-1.990"	6"	20"	3,150 lbs.
FS200UU	FS200UUSS	2.000"-2.490"	6"	22"	3,360 lbs.
FS250UU	FS250UUSS	2.500"-2.990"	6"	24"	3,360 lbs.
FS300UU	FS300UUSS	3.000"-3.490"	8"	26"	5,280 lbs.
FS350UU	FS350UUSS	3.500"-3.990"	8"	28"	5,280 lbs.



Split Lace, Double Eye

Standard-Duty, Split Rod, Double Eye

Catalog Number	Stainless Steel Catalog Number	Cable Diameter Range	Bale Length	Mesh Length	Approximate Break Strength*
FR050UU	FR050UUSS	0.500"-0.610"	4"	11"	770 lbs.
FR062UU	FR062UUSS	0.620"-0.740"	4"	11"	960 lbs.
FR075UU	FR075UUSS	0.750"-0.990"	4"	14"	960 lbs.
FR100UU	FR100UUSS	1.000"-1.240"	5"	15"	1,680 lbs.
FR125UU	FR125UUSS	1.250"-1.490"	5"	16"	1,680 lbs.
FR150UU	FR150UUSS	1.500"-1.740"	5"	18"	1,680 lbs.
FR175UU	FR175UUSS	1.750"-1.990"	6"	20"	2,640 lbs.
FR200UU	FR200UUSS	2.000"-2.490"	6"	22"	3,760 lbs.




Split Rod, Double Eye

*To determine workload safety factor, divide approximate break strength by 10.

Ordering Information

Standard-Duty, Closed Mesh, Offset Eye Grips

Catalog Number	Stainless Steel Catalog Number	Cable Diameter Range	Bale Length	Mesh Length	Approximate Break Strength*
FC050OF	FC050OFSS	0.500"-0.610"	4"	11"	770 lbs.
FC062OF	FC062OFSS	0.620"-0.740"	4"	11"	960 lbs.
FC075OF	FC075OFSS	0.750"-0.990"	4"	14"	960 lbs.
FC100OF	FC100OFSS	1.000"-1.240"	5"	15"	1,680 lbs.
FC125OF	FC125OFSS	1.250"-1.490"	5"	16"	1,680 lbs.
FC150OF	FC150OFSS	1.500"-1.740"	5"	18"	1,680 lbs.
FC175OF	FC175OFSS	1.750"-1.990"	6"	20"	2,640 lbs.
FC200OF	FC200OFSS	2.000"-2.490"	6"	22"	3,760 lbs.
FC250OF	FC250OFSS	2.500"-2.990"	8"	24"	3,760 lbs.
FC300OF	FC300OFSS	3.000"-3.490"	9"	26"	5,040 lbs.
FC350OF	FC350OFSS	3.500"-3.990"	9"	28"	5,040 lbs.



Offset Eye

Standard-Duty, Split Lace, Offset Eye


Catalog Number	Stainless Steel Catalog Number	Cable Diameter Range	Bale Length	Mesh Length	Approximate Break Strength*
FS050OF	FS050OFSS	0.500"-0.610"	4"	11"	770 lbs.
FS062OF	FS062OFSS	0.620"-0.740"	4"	11"	960 lbs.
FS075OF	FS075OFSS	0.750"-0.990"	4"	14"	960 lbs.
FS100OF	FS100OFSS	1.000"-1.240"	5"	15"	1,680 lbs.
FS125OF	FS125OFSS	1.250"-1.490"	5"	16"	1,680 lbs.
FS150OF	FS150OFSS	1.500"-1.740"	5"	18"	1,680 lbs.
FS175OF	FS175OFSS	1.750"-1.990"	8"	20"	2,640 lbs.
FS200OF	FS200OFSS	2.000"-2.490"	8"	22"	3,760 lbs.
FS250OF	FS250OFSS	2.500"-2.990"	8"	24"	3,760 lbs.
FS300OF	FS300OFSS	3.000"-3.490"	9"	26"	5,040 lbs.
FS350OF	FS350OFSS	3.500"-3.990"	9"	28"	5,040 lbs.



Split Lace, Offset Eye

Standard-Duty, Split Rod, Offset Eye

Catalog Number	Stainless Steel Catalog Number	Cable Diameter Range	Bale Length	Mesh Length	Approximate Break Strength*
FR050OF	FR050OFSS	0.500"-0.610"	4"	11"	770 lbs.
FR062OF	FR062OFSS	0.620"-0.740"	4"	11"	960 lbs.
FR075OF	FR075OFSS	0.750"-0.990"	4"	14"	960 lbs.
FR100OF	FR100OFSS	1.000"-1.240"	5"	15"	1,680 lbs.
FR125OF	FR125OFSS	1.250"-1.490"	5"	16"	1,680 lbs.
FR150OF	FR150OFSS	1.500"-1.740"	5"	18"	1,680 lbs.
FR175OF	FR175OFSS	1.750"-1.990"	6"	20"	2,640 lbs.
FR200OF	FR200OFSS	2.000"-2.490"	6"	22"	3,760 lbs.



Split Rod, Offset Eye

*To determine workload safety factor, divide approximate break strength by 10.

Ordering Information

Standard-Duty, Closed Mesh, Locking Bale Grips (Universal Eye)


Catalog Number	Stainless Steel Catalog Number	Cable Diameter Range	Bale Length	Mesh Length	Approximate Break Strength*
FC050LB	FC050LBSS	0.500"-0.610"	18"	11"	770 lbs.
FC062LB	FC062LBSS	0.620"-0.740"	18"	11"	1,150 lbs.
FC075LB	FC075LBSS	0.750"-0.990"	18"	14"	1,320 lbs.
FC100LB	FC100LBSS	1.000"-1.240"	18"	15"	1,920 lbs.
FC125LB	FC125LBSS	1.250"-1.490"	18"	16"	1,920 lbs.
FC150LB	FC150LBSS	1.500"-1.740"	18"	18"	1,920 lbs.
FC175LB	FC175LBSS	1.750"-1.990"	18"	20"	3,150 lbs.
FC200LB	FC200LBSS	2.000"-2.490"	18"	22"	3,360 lbs.
FC250LB	FC250LBSS	2.500"-2.990"	18"	24"	3,360 lbs.
FC300LB	FC300LBSS	3.000"-3.490"	18"	26"	5,280 lbs.
FC350LB	FC350LBSS	3.500"-3.990"	18"	28"	5,280 lbs.



Universal Eye Grips

Standard-Duty, Split Lace, Locking Bale (Universal Eye)

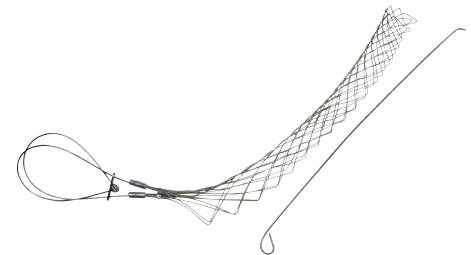
Catalog Number	Stainless Steel Catalog Number	Cable Diameter Range	Bale Length	Mesh Length	Approximate Break Strength*
FS050LB	FS050LBSS	0.500"-0.610"	18"	11"	770 lbs.
FS062LB	FS062LBSS	0.620"-0.740"	18"	11"	1,150 lbs.
FS100LB	FS100LBSS	1.000"-1.240"	18"	15"	1,920 lbs.
FS125LB	FS125LBSS	1.250"-1.490"	18"	16"	1,920 lbs.
FS150LB	FS150LBSS	1.500"-1.740"	18"	18"	1,920 lbs.
FS175LB	FS175LBSS	1.750"-1.990"	18"	20"	3,150 lbs.
FS200LB	FS200LBSS	2.000"-2.490"	18"	22"	3,360 lbs.
FS250LB	FS250LBSS	2.500"-2.990"	18"	24"	3,360 lbs.
FS300LB	FS300LBSS	3.000"-3.490"	18"	26"	5,280 lbs.
FS350LB	FS350LBSS	3.500"-3.990"	18"	28"	5,280 lbs.



Split Lace, Universal Eye

Standard-Duty, Split Rod, Locking Bale (Universal Eye)

Catalog Number	Stainless Steel Catalog Number	Cable Diameter Range	Bale Length	Mesh Length	Approximate Break Strength*
FR050LB	FR050LBSS	0.500"-0.610"	10"	9"	770 lbs.
FR062LB	FR062LBSS	0.620"-0.740"	10"	9"	1,150 lbs.
FR075LB	FR075LBSS	0.750"-0.990"	10"	11"	1,320 lbs.
FR100LB	FR100LBSS	1.000"-1.240"	14"	13"	1,920 lbs.
FR125LB	FR125LBSS	1.250"-1.490"	14"	15"	1,920 lbs.
FR150LB	FR150LBSS	1.500"-1.740"	14"	16"	1,920 lbs.
FR175LB	FR175LBSS	1.750"-1.990"	14"	17"	3,150 lbs.
FR200LB	FR200LBSS	2.000"-2.490"	18"	20"	3,360 lbs.



Split Rod, Universal Eye

*To determine workload safety factor, divide approximate break strength by 10.

Ordering Information

Heavy-Duty, Closed Mesh, Single Eye


Catalog Number	Stainless Steel Catalog Number	Cable Diameter Range	Bale Length	Mesh Length	Approximate Break Strength*
FCHL075U	FCHL075USS	0.750"-0.990"	10"	26"	2,700 lbs.
FCHL100U	FCHL100USS	1.000"-1.240"	10"	29"	4,720 lbs.
FCHL125U	FCHL125USS	1.250"-1.490"	10"	31"	4,720 lbs.
FCHL150U	FCHL150USS	1.500"-1.990"	10"	35"	4,720 lbs.



Single Eye

Heavy-Duty, Split Lace, Single Eye

Catalog Number	Stainless Steel Catalog Number	Cable Diameter Range	Bale Length	Mesh Length	Approximate Break Strength*
FSHL075U	FSHL075USS	0.750"-0.990"	10"	26"	2,700 lbs.
FSHL100U	FSHL100USS	1.000"-1.240"	10"	29"	4,720 lbs.
FSHL125U	FSHL125USS	1.250"-1.490"	10"	31"	4,720 lbs.
FSHL150U	FSHL150USS	1.500"-1.990"	10"	35"	4,720 lbs.



Split Lace, Single Eye

*To determine workload safety factor, divide approximate break strength by 10.

Ordering Information

Heavy-Duty, Closed Mesh, Double Eye

Catalog Number	Stainless Steel Catalog Number	Cable Diameter Range	Bale Length	Mesh Length	Approximate Break Strength*
FCHL075UU	FCHL075UUSS	0.750"-0.990"	10"	26"	2,700 lbs.
FCHL100UU	FCHL100UUSS	1.000"-1.240"	10"	29"	4,720 lbs.
FCHL125UU	FCHL125UUSS	1.250"-1.490"	10"	31"	4,720 lbs.
FCHL150UU	FCHL150UUSS	1.500"-1.990"	10"	35"	4,720 lbs.
FCHL200UU	FCHL200UUSS	2.000"-2.490"	10"	37"	10,080 lbs.
FCHL250UU	FCHL250UUSS	2.500"-2.990"	10"	39"	10,080 lbs.
FCHL300UU	FCHL300UUSS	3.000"-3.490"	10"	41"	10,080 lbs.
FCHL350UU	FCHL350UUSS	3.500"-3.990"	10"	45"	13,120 lbs.



Heavy-Duty, Split Lace, Double Eye

Catalog Number	Stainless Steel Catalog Number	Cable Diameter Range	Bale Length	Mesh Length	Approximate Break Strength*
FSHL075UU	FSHL075UUSS	0.750"-0.990"	10"	26"	2,700 lbs.
FSHL100UU	FSHL100UUSS	1.000"-1.240"	10"	29"	4,720 lbs.
FSHL125UU	FSHL125UUSS	1.250"-1.490"	10"	31"	4,720 lbs.
FSHL150UU	FSHL150UUSS	1.500"-1.990"	10"	35"	4,720 lbs.
FSHL200UU	FSHL200UUSS	2.000"-2.490"	10"	37"	10,080 lbs.
FSHL250UU	FSHL250UUSS	2.500"-2.990"	10"	39"	10,080 lbs.
FSHL300UU	FSHL300UUSS	3.000"-3.490"	10"	41"	10,080 lbs.
FSHL350UU	FSHL350UUSS	3.500"-3.990"	10"	45"	13,120 lbs.
FSHL400UU	FSHL400UUSS	4.000"-4.490"	10"	47"	13,120 lbs.



*To determine workload safety factor, divide approximate break strength by 10.

Ordering Information

Service Drop, Closed Mesh, Single Eye

Catalog Number	Cable Diameter Range	Bale Length	Mesh Length	Approximate Break Strength*
FCSD22	0.220"-0.320"	4"	4"	290 lbs.
FCSD30	0.300"-0.430"	5"	5"	500 lbs.
FCSD40	0.410"-0.560"	6"	5"	500 lbs.
FCSD52	0.530"-0.730"	8"	8"	790 lbs.
FCSD70	0.700"-0.970"	8"	9"	1,020 lbs.
FCSD94	0.940"-1.250"	10"	11"	1,020 lbs.

Service Drop, Closed Mesh, Locking Bale

FCSD30LB	0.300"-0.430"	11"	5"	500 lbs.
FCSD52LB	0.530"-0.730"	14"	8"	790 lbs.
FCSD70LB	0.700"-0.970"	14"	9"	1,020 lbs.
FCSD94LB	0.940"-1.250"	16"	11"	1,020 lbs.

Bus Drop, Closed Mesh, Single Eye

Catalog Number	Cable Diameter Range	Bale Length	Mesh Length	Approximate Break Strength*
FC22	0.220"-0.320"	9"	3.5"	1,100 lbs.
FC30	0.300"-0.430"	9"	4.5"	1,100 lbs.
FC40	0.410"-0.560"	9"	5.0"	1,100 lbs.
FC52	0.530"-0.730"	9"	6.5"	1,100 lbs.
FC70	0.700"-0.850"	9"	8.5"	1,900 lbs.
FC94	0.940"-1.250"	9"	11.0"	1,900 lbs.

Bus Drop, Closed Mesh, Locking Bale

FC30LB	0.300"-0.430"	12"	4.5"	1,100 lbs.
FC40LB	0.410"-0.560"	12"	5.0"	1,100 lbs.
FC52LB	0.530"-0.730"	15"	6.5"	1,100 lbs.
FC70LB	0.700"-0.850"	16"	8.5"	1,900 lbs.
FC94LB	0.940"-1.250"	17"	11.0"	1,900 lbs.

*To determine workload safety factor, divide approximate break strength by 10.

Bus Drop Accessories

Catalog Number	NPT Size
S40	Safety Spring, 40 Lb. Load
S80	Safety Spring, 80 Lb. Load
GH5	Support Hook

Field Uses/Vertical Markets

- Temporary Power
- Industrial Manufacturing
- Maintenance Repair Operations
- Panel Building
- Utilities
- Renewable Energy

Also available...

- Hospital Grade Devices
- PlugTail® Devices
- SPD & Isolated Ground Devices
- Ground Continuity Monitoring (GCM)
- Straight Blade Plugs & Connectors
- Turnlok® Locking Devices
- Weatherproof Boxes & Covers
- IEC 309 Industrial Products
- Portable GFCIs

The paper used to print this document is an environmentally responsible paper with 10% post consumer waste, with FSC and SFI Chain of Custody certifications, Lacey Act compliant. 100% of the electricity used to manufacture Flo sheets is generated with Green-e certified renewable energy.

All brand and product names referenced in this document are registered trademarks or trademarks of their respective holders.



Legrand, North America
60 Woodlawn Street
West Hartford, CT 06110
1.877.BY.LEGRAND (295.3472)
www.legrand.us

570 Applewood Crescent
Vaughan, Ontario L4K 4B4
905.738.9195
www.legrand.ca

FOLLOW US



Flexcor Support Grips — designed for flexibility and cable protection in any application.

FS050USS, FS050UUSS, FR050USS, FCHL075USS, FCSD40, FC52

Flexcor® industrial-strength wire mesh support grips are designed to distribute the weight of vertical or sloping runs of electrical cable, metal rods, tubing or hose over the entire length of the grip to avoid damage.

Flexcor® Wire Mesh Support Grips are offered in single, double, universal and offset weaves with either closed or open mesh, providing ease of installation and added reinforcement for longer, trouble-free service.

Designed for a variety of indoor and outdoor applications, there's a Flexcor® Wire Mesh Support Grip to fit your need; Standard Closed Mesh, Split Lace, Split Rod, Heavy-Duty, Service and Bus Drop support grips. All provide ease and flexibility in permanent or temporary installations with reliable corrosion-resistant material for direct tension relief and cable protection.

Features & Benefits

Catalog number, diameter range and agency approval stamped into the hardware.

Available in stainless steel for excellent corrosion-resistance.

Four styles available: single (shown), double, locking bale and offset.



Endless weave design for simple installation and adjustment.

Designed for applications ranging from service- & bus-drops, to light & heavy duty.

FCHL100U

- **NOTE:** Stainless steel mesh is not suitable for marine use

3rd Party Compliance




Most Flexcor products have UL and/or CSA approvals. Please consult factory for approval information. Conforms to NEMA 3R.

Ordering Information

Standard-Duty, Closed Mesh, Single Eye Grips

Catalog Number	Stainless Steel Catalog Number	Cable Diameter Range	Bale Length	Mesh Length	Approximate Break Strength*
FC050U	FC050USS	0.500"-0.610"	7"	11"	770 lbs.
FC062U	FC062USS	0.620"-0.740"	8"	11"	960 lbs.
FC075U	FC075USS	0.750"-0.990"	8"	14"	1,300 lbs.
FC100U	FC100USS	1.000"-1.240"	9"	15"	1,680 lbs.
FC125U	FC125USS	1.250"-1.490"	10"	16"	1,680 lbs.
FC150U	FC150USS	1.500"-1.740"	12"	18"	1,680 lbs.
FC175U	FC175USS	1.750"-1.990"	14"	20"	2,640 lbs.
FC200U	FC200USS	2.000"-2.490"	16"	22"	3,760 lbs.
FC250U	FC250USS	2.500"-2.990"	18"	24"	3,760 lbs.
FC300U	FC300USS	3.000"-3.490"	21"	26"	5,040 lbs.



Single Eye Grips

Standard-Duty, Split Lace, Single Eye

Catalog Number	Stainless Steel Catalog Number	Cable Diameter Range	Bale Length	Mesh Length	Approximate Break Strength*
FS050U	FS050USS	0.500"-0.610"	7"	11"	770 lbs.
FS062U	FS062USS	0.620"-0.740"	8"	11"	960 lbs.
FS075U	FS075USS	0.750"-0.990"	8"	14"	1,320 lbs.
FS100U	FS100USS	1.000"-1.240"	9"	15"	1,680 lbs.
FS125U	FS125USS	1.250"-1.490"	10"	16"	1,680 lbs.
FS150U	FS150USS	1.500"-1.740"	12"	18"	1,680 lbs.
FS175U	FS175USS	1.750"-1.990"	14"	20"	2,640 lbs.
FS200U	FS200USS	2.000"-2.490"	16"	22"	3,760 lbs.
FS250U	FS250USS	2.500"-2.990"	18"	24"	3,760 lbs.
FS300U	FS300USS	3.000"-3.490"	21"	26"	5,040 lbs.
FS350U	FS350USS	3.500"-3.990"	24"	28"	5,040 lbs.



Split Lace, Single Eye

Standard-Duty, Split Rod, Single Eye

Catalog Number	Stainless Steel Catalog Number	Cable Diameter Range	Bale Length	Mesh Length	Approximate Break Strength*
FR050U	FR050USS	0.500"-0.610"	7"	11"	770 lbs.
FR062U	FR062USS	0.620"-0.740"	8"	11"	960 lbs.
FR075U	FR075USS	0.750"-0.990"	8"	14"	1,320 lbs.
FR100U	FR100USS	1.000"-1.240"	9"	15"	1,680 lbs.
FR125U	FR125USS	1.250"-1.490"	10"	16"	1,680 lbs.
FR150U	FR150USS	1.500"-1.740"	12"	18"	1,680 lbs.
FR175U	FR175USS	1.750"-1.990"	14"	20"	2,640 lbs.
FR200U	FR200USS	2.000"-2.490"	16"	22"	3,760 lbs.



Split Rod, Single Eye

*To determine workload safety factor, divide approximate break strength by 10.

Ordering Information

Standard-Duty, Closed Mesh, Double Eye Grips

Catalog Number	Stainless Steel Catalog Number	Cable Diameter Range	Bale Length	Mesh Length	Approximate Break Strength*
FC050UU	FC050UUSS	0.500"-0.610"	4"	11"	770 lbs.
FC062UU	FC062UUSS	0.620"-0.740"	4"	11"	1,150 lbs.
FC075UU	FC075UUSS	0.750"-0.990"	4"	14"	1,320 lbs.
FC100UU	FC100UUSS	1.000"-1.240"	5"	15"	1,920 lbs.
FC125UU	FC125UUSS	1.250"-1.490"	5"	16"	1,920 lbs.
FC150UU	FC150UUSS	1.500"-1.740"	6"	18"	1,920 lbs.
FC175UU	FC175UUSS	1.750"-1.990"	6"	20"	3,150 lbs.
FC200UU	FC200UUSS	2.000"-2.490"	6"	22"	3,360 lbs.
FC250UU	FC250UUSS	2.500"-2.990"	6"	24"	3,360 lbs.



Double Eye Grips

Standard-Duty, Split Lace, Double Eye


Catalog Number	Stainless Steel Catalog Number	Cable Diameter Range	Bale Length	Mesh Length	Approximate Break Strength*
FS050UU	FS050UUSS	0.500"-0.610"	4"	11"	770 lbs.
FS062UU	FS062UUSS	0.620"-0.740"	4"	11"	1,150 lbs.
FS100UU	FS100UUSS	1.000"-1.240"	5"	15"	1,920 lbs.
FS125UU	FS125UUSS	1.250"-1.490"	5"	16"	1,920 lbs.
FS150UU	FS150UUSS	1.500"-1.740"	5"	18"	1,920 lbs.
FS175UU	FS175UUSS	1.750"-1.990"	6"	20"	3,150 lbs.
FS200UU	FS200UUSS	2.000"-2.490"	6"	22"	3,360 lbs.
FS250UU	FS250UUSS	2.500"-2.990"	6"	24"	3,360 lbs.
FS300UU	FS300UUSS	3.000"-3.490"	8"	26"	5,280 lbs.
FS350UU	FS350UUSS	3.500"-3.990"	8"	28"	5,280 lbs.



Split Lace, Double Eye

Standard-Duty, Split Rod, Double Eye

Catalog Number	Stainless Steel Catalog Number	Cable Diameter Range	Bale Length	Mesh Length	Approximate Break Strength*
FR050UU	FR050UUSS	0.500"-0.610"	4"	11"	770 lbs.
FR062UU	FR062UUSS	0.620"-0.740"	4"	11"	960 lbs.
FR075UU	FR075UUSS	0.750"-0.990"	4"	14"	960 lbs.
FR100UU	FR100UUSS	1.000"-1.240"	5"	15"	1,680 lbs.
FR125UU	FR125UUSS	1.250"-1.490"	5"	16"	1,680 lbs.
FR150UU	FR150UUSS	1.500"-1.740"	5"	18"	1,680 lbs.
FR175UU	FR175UUSS	1.750"-1.990"	6"	20"	2,640 lbs.
FR200UU	FR200UUSS	2.000"-2.490"	6"	22"	3,760 lbs.




Split Rod, Double Eye

*To determine workload safety factor, divide approximate break strength by 10.

Ordering Information

Standard-Duty, Closed Mesh, Offset Eye Grips

Catalog Number	Stainless Steel Catalog Number	Cable Diameter Range	Bale Length	Mesh Length	Approximate Break Strength*
FC050OF	FC050OFSS	0.500"-0.610"	4"	11"	770 lbs.
FC062OF	FC062OFSS	0.620"-0.740"	4"	11"	960 lbs.
FC075OF	FC075OFSS	0.750"-0.990"	4"	14"	960 lbs.
FC100OF	FC100OFSS	1.000"-1.240"	5"	15"	1,680 lbs.
FC125OF	FC125OFSS	1.250"-1.490"	5"	16"	1,680 lbs.
FC150OF	FC150OFSS	1.500"-1.740"	5"	18"	1,680 lbs.
FC175OF	FC175OFSS	1.750"-1.990"	6"	20"	2,640 lbs.
FC200OF	FC200OFSS	2.000"-2.490"	6"	22"	3,760 lbs.
FC250OF	FC250OFSS	2.500"-2.990"	8"	24"	3,760 lbs.
FC300OF	FC300OFSS	3.000"-3.490"	9"	26"	5,040 lbs.
FC350OF	FC350OFSS	3.500"-3.990"	9"	28"	5,040 lbs.



Offset Eye

Standard-Duty, Split Lace, Offset Eye


Catalog Number	Stainless Steel Catalog Number	Cable Diameter Range	Bale Length	Mesh Length	Approximate Break Strength*
FS050OF	FS050OFSS	0.500"-0.610"	4"	11"	770 lbs.
FS062OF	FS062OFSS	0.620"-0.740"	4"	11"	960 lbs.
FS075OF	FS075OFSS	0.750"-0.990"	4"	14"	960 lbs.
FS100OF	FS100OFSS	1.000"-1.240"	5"	15"	1,680 lbs.
FS125OF	FS125OFSS	1.250"-1.490"	5"	16"	1,680 lbs.
FS150OF	FS150OFSS	1.500"-1.740"	5"	18"	1,680 lbs.
FS175OF	FS175OFSS	1.750"-1.990"	8"	20"	2,640 lbs.
FS200OF	FS200OFSS	2.000"-2.490"	8"	22"	3,760 lbs.
FS250OF	FS250OFSS	2.500"-2.990"	8"	24"	3,760 lbs.
FS300OF	FS300OFSS	3.000"-3.490"	9"	26"	5,040 lbs.
FS350OF	FS350OFSS	3.500"-3.990"	9"	28"	5,040 lbs.



Split Lace, Offset Eye

Standard-Duty, Split Rod, Offset Eye

Catalog Number	Stainless Steel Catalog Number	Cable Diameter Range	Bale Length	Mesh Length	Approximate Break Strength*
FR050OF	FR050OFSS	0.500"-0.610"	4"	11"	770 lbs.
FR062OF	FR062OFSS	0.620"-0.740"	4"	11"	960 lbs.
FR075OF	FR075OFSS	0.750"-0.990"	4"	14"	960 lbs.
FR100OF	FR100OFSS	1.000"-1.240"	5"	15"	1,680 lbs.
FR125OF	FR125OFSS	1.250"-1.490"	5"	16"	1,680 lbs.
FR150OF	FR150OFSS	1.500"-1.740"	5"	18"	1,680 lbs.
FR175OF	FR175OFSS	1.750"-1.990"	6"	20"	2,640 lbs.
FR200OF	FR200OFSS	2.000"-2.490"	6"	22"	3,760 lbs.



Split Rod, Offset Eye

*To determine workload safety factor, divide approximate break strength by 10.

Ordering Information

Standard-Duty, Closed Mesh, Locking Bale Grips (Universal Eye)


Catalog Number	Stainless Steel Catalog Number	Cable Diameter Range	Bale Length	Mesh Length	Approximate Break Strength*
FC050LB	FC050LBSS	0.500"-0.610"	18"	11"	770 lbs.
FC062LB	FC062LBSS	0.620"-0.740"	18"	11"	1,150 lbs.
FC075LB	FC075LBSS	0.750"-0.990"	18"	14"	1,320 lbs.
FC100LB	FC100LBSS	1.000"-1.240"	18"	15"	1,920 lbs.
FC125LB	FC125LBSS	1.250"-1.490"	18"	16"	1,920 lbs.
FC150LB	FC150LBSS	1.500"-1.740"	18"	18"	1,920 lbs.
FC175LB	FC175LBSS	1.750"-1.990"	18"	20"	3,150 lbs.
FC200LB	FC200LBSS	2.000"-2.490"	18"	22"	3,360 lbs.
FC250LB	FC250LBSS	2.500"-2.990"	18"	24"	3,360 lbs.
FC300LB	FC300LBSS	3.000"-3.490"	18"	26"	5,280 lbs.
FC350LB	FC350LBSS	3.500"-3.990"	18"	28"	5,280 lbs.



Universal Eye Grips

Standard-Duty, Split Lace, Locking Bale (Universal Eye)

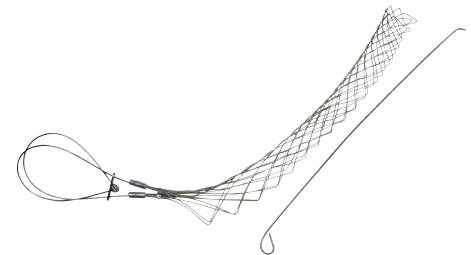
Catalog Number	Stainless Steel Catalog Number	Cable Diameter Range	Bale Length	Mesh Length	Approximate Break Strength*
FS050LB	FS050LBSS	0.500"-0.610"	18"	11"	770 lbs.
FS062LB	FS062LBSS	0.620"-0.740"	18"	11"	1,150 lbs.
FS100LB	FS100LBSS	1.000"-1.240"	18"	15"	1,920 lbs.
FS125LB	FS125LBSS	1.250"-1.490"	18"	16"	1,920 lbs.
FS150LB	FS150LBSS	1.500"-1.740"	18"	18"	1,920 lbs.
FS175LB	FS175LBSS	1.750"-1.990"	18"	20"	3,150 lbs.
FS200LB	FS200LBSS	2.000"-2.490"	18"	22"	3,360 lbs.
FS250LB	FS250LBSS	2.500"-2.990"	18"	24"	3,360 lbs.
FS300LB	FS300LBSS	3.000"-3.490"	18"	26"	5,280 lbs.
FS350LB	FS350LBSS	3.500"-3.990"	18"	28"	5,280 lbs.



Split Lace, Universal Eye

Standard-Duty, Split Rod, Locking Bale (Universal Eye)

Catalog Number	Stainless Steel Catalog Number	Cable Diameter Range	Bale Length	Mesh Length	Approximate Break Strength*
FR050LB	FR050LBSS	0.500"-0.610"	10"	9"	770 lbs.
FR062LB	FR062LBSS	0.620"-0.740"	10"	9"	1,150 lbs.
FR075LB	FR075LBSS	0.750"-0.990"	10"	11"	1,320 lbs.
FR100LB	FR100LBSS	1.000"-1.240"	14"	13"	1,920 lbs.
FR125LB	FR125LBSS	1.250"-1.490"	14"	15"	1,920 lbs.
FR150LB	FR150LBSS	1.500"-1.740"	14"	16"	1,920 lbs.
FR175LB	FR175LBSS	1.750"-1.990"	14"	17"	3,150 lbs.
FR200LB	FR200LBSS	2.000"-2.490"	18"	20"	3,360 lbs.



Split Rod, Universal Eye

*To determine workload safety factor, divide approximate break strength by 10.

Ordering Information

Heavy-Duty, Closed Mesh, Single Eye


Catalog Number	Stainless Steel Catalog Number	Cable Diameter Range	Bale Length	Mesh Length	Approximate Break Strength*
FCHL075U	FCHL075USS	0.750"-0.990"	10"	26"	2,700 lbs.
FCHL100U	FCHL100USS	1.000"-1.240"	10"	29"	4,720 lbs.
FCHL125U	FCHL125USS	1.250"-1.490"	10"	31"	4,720 lbs.
FCHL150U	FCHL150USS	1.500"-1.990"	10"	35"	4,720 lbs.



Single Eye

Heavy-Duty, Split Lace, Single Eye

Catalog Number	Stainless Steel Catalog Number	Cable Diameter Range	Bale Length	Mesh Length	Approximate Break Strength*
FSHL075U	FSHL075USS	0.750"-0.990"	10"	26"	2,700 lbs.
FSHL100U	FSHL100USS	1.000"-1.240"	10"	29"	4,720 lbs.
FSHL125U	FSHL125USS	1.250"-1.490"	10"	31"	4,720 lbs.
FSHL150U	FSHL150USS	1.500"-1.990"	10"	35"	4,720 lbs.



Split Lace, Single Eye

*To determine workload safety factor, divide approximate break strength by 10.

Ordering Information

Heavy-Duty, Closed Mesh, Double Eye

Catalog Number	Stainless Steel Catalog Number	Cable Diameter Range	Bale Length	Mesh Length	Approximate Break Strength*
FCHL075UU	FCHL075UUSS	0.750"-0.990"	10"	26"	2,700 lbs.
FCHL100UU	FCHL100UUSS	1.000"-1.240"	10"	29"	4,720 lbs.
FCHL125UU	FCHL125UUSS	1.250"-1.490"	10"	31"	4,720 lbs.
FCHL150UU	FCHL150UUSS	1.500"-1.990"	10"	35"	4,720 lbs.
FCHL200UU	FCHL200UUSS	2.000"-2.490"	10"	37"	10,080 lbs.
FCHL250UU	FCHL250UUSS	2.500"-2.990"	10"	39"	10,080 lbs.
FCHL300UU	FCHL300UUSS	3.000"-3.490"	10"	41"	10,080 lbs.
FCHL350UU	FCHL350UUSS	3.500"-3.990"	10"	45"	13,120 lbs.



Double Eye

Heavy-Duty, Split Lace, Double Eye

Catalog Number	Stainless Steel Catalog Number	Cable Diameter Range	Bale Length	Mesh Length	Approximate Break Strength*
FSHL075UU	FSHL075UUSS	0.750"-0.990"	10"	26"	2,700 lbs.
FSHL100UU	FSHL100UUSS	1.000"-1.240"	10"	29"	4,720 lbs.
FSHL125UU	FSHL125UUSS	1.250"-1.490"	10"	31"	4,720 lbs.
FSHL150UU	FSHL150UUSS	1.500"-1.990"	10"	35"	4,720 lbs.
FSHL200UU	FSHL200UUSS	2.000"-2.490"	10"	37"	10,080 lbs.
FSHL250UU	FSHL250UUSS	2.500"-2.990"	10"	39"	10,080 lbs.
FSHL300UU	FSHL300UUSS	3.000"-3.490"	10"	41"	10,080 lbs.
FSHL350UU	FSHL350UUSS	3.500"-3.990"	10"	45"	13,120 lbs.
FSHL400UU	FSHL400UUSS	4.000"-4.490"	10"	47"	13,120 lbs.



Split Lace, Double Eye

*To determine workload safety factor, divide approximate break strength by 10.

Ordering Information

Service Drop, Closed Mesh, Single Eye

Catalog Number	Cable Diameter Range	Bale Length	Mesh Length	Approximate Break Strength*
FCSD22	0.220"-0.320"	4"	4"	290 lbs.
FCSD30	0.300"-0.430"	5"	5"	500 lbs.
FCSD40	0.410"-0.560"	6"	5"	500 lbs.
FCSD52	0.530"-0.730"	8"	8"	790 lbs.
FCSD70	0.700"-0.970"	8"	9"	1,020 lbs.
FCSD94	0.940"-1.250"	10"	11"	1,020 lbs.

Service Drop, Closed Mesh, Locking Bale

FCSD30LB	0.300"-0.430"	11"	5"	500 lbs.
FCSD52LB	0.530"-0.730"	14"	8"	790 lbs.
FCSD70LB	0.700"-0.970"	14"	9"	1,020 lbs.
FCSD94LB	0.940"-1.250"	16"	11"	1,020 lbs.

Bus Drop, Closed Mesh, Single Eye

Catalog Number	Cable Diameter Range	Bale Length	Mesh Length	Approximate Break Strength*
FC22	0.220"-0.320"	9"	3.5"	1,100 lbs.
FC30	0.300"-0.430"	9"	4.5"	1,100 lbs.
FC40	0.410"-0.560"	9"	5.0"	1,100 lbs.
FC52	0.530"-0.730"	9"	6.5"	1,100 lbs.
FC70	0.700"-0.850"	9"	8.5"	1,900 lbs.
FC94	0.940"-1.250"	9"	11.0"	1,900 lbs.

Bus Drop, Closed Mesh, Locking Bale

FC30LB	0.300"-0.430"	12"	4.5"	1,100 lbs.
FC40LB	0.410"-0.560"	12"	5.0"	1,100 lbs.
FC52LB	0.530"-0.730"	15"	6.5"	1,100 lbs.
FC70LB	0.700"-0.850"	16"	8.5"	1,900 lbs.
FC94LB	0.940"-1.250"	17"	11.0"	1,900 lbs.

*To determine workload safety factor, divide approximate break strength by 10.

Bus Drop Accessories

Catalog Number	NPT Size
S40	Safety Spring, 40 Lb. Load
S80	Safety Spring, 80 Lb. Load
GH5	Support Hook

Field Uses/Vertical Markets

- Temporary Power
- Industrial Manufacturing
- Maintenance Repair Operations
- Panel Building
- Utilities
- Renewable Energy

Also available...

- Hospital Grade Devices
- PlugTail® Devices
- SPD & Isolated Ground Devices
- Ground Continuity Monitoring (GCM)
- Straight Blade Plugs & Connectors
- Turnlok® Locking Devices
- Weatherproof Boxes & Covers
- IEC 309 Industrial Products
- Portable GFCIs

The paper used to print this document is an environmentally responsible paper with 10% post consumer waste, with FSC and SFI Chain of Custody certifications, Lacey Act compliant. 100% of the electricity used to manufacture Flo sheets is generated with Green-e certified renewable energy.

All brand and product names referenced in this document are registered trademarks or trademarks of their respective holders.



Legrand, North America
60 Woodlawn Street
West Hartford, CT 06110
1.877.BY.LEGRAND (295.3472)
www.legrand.us

570 Applewood Crescent
Vaughan, Ontario L4K 4B4
905.738.9195
www.legrand.ca

FOLLOW US

