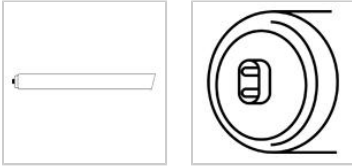




GE  
Lighting

**10559 - F42T12/CW/HO**

GE Cool White T12



**CAUTIONS & WARNINGS**

**Caution**

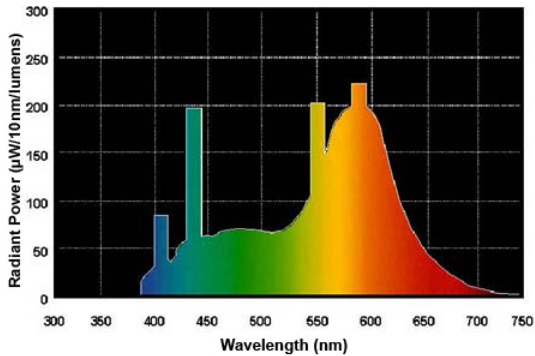
- Lamp may shatter and cause injury if broken
  - Wear safety glasses and gloves when handling lamp.
  - Do not use excessive force when installing lamp.

**Warning**

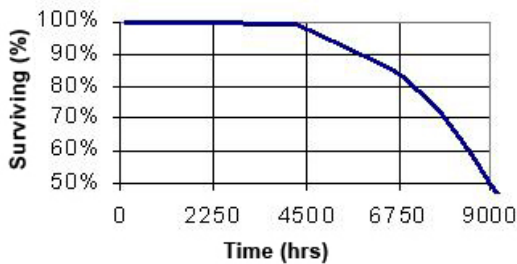
- Risk of Electric Shock
  - Turn power off before inspection, installation or removal.

**GRAPHS & CHARTS**

Graphs\_Spectral Power Distribution



Graphs\_Lamp Mortality



**GENERAL CHARACTERISTICS**

Lamp Type	Linear Fluorescent - Straight
	Linear
Bulb	T12
Base	Recessed Double Contact (R17d)
Rated Life	9000.0 hrs
Bulb Material	Soda lime
Starting Temperature (MIN)	-29.0 °C
LEED-EB MR Credit	2390 picograms Hg per mean lumen hour
Primary Application	Full Wattage

**PHOTOMETRIC CHARACTERISTICS**

Initial Lumens	3200.0
Mean Lumens	2790.0
Nominal Initial Lumens per Watt	58
Color Temperature	4100.0 K
Color Rendering Index (CRI)	60.0

**ELECTRICAL CHARACTERISTICS**

Wattage	55.0
Cathode Resistance Ratio - Rh/Rc (MIN)	4.25
Cathode Resistance Ratio - Rh/Rc (MAX)	6.5
Current Crest Factor (MAX)	1.7

**DIMENSIONS**

Maximum Overall Length (MOL)	42.0000 in(1066.8 mm)
Minimum Overall Length	39.1000 in(993.1 mm)
Nominal Length	42.000 in(1066.8 mm)
Bulb Diameter (DIA) (MIN)	1.410 in(35.8 mm)
Bulb Diameter (DIA) (MAX)	1.590 in(40.4 mm)
Bulb Diameter (DIA)	1.500 in(38.1 mm)

**PRODUCT INFORMATION**

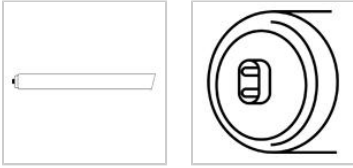
Product Code	10559
Description	F42T12/CW/HO
Standard Package	Case
Standard Package GTIN	10043168105597
Standard Package Quantity	24
Sales Unit	Unit
No Of Items Per Sales Unit	1
No Of Items Per Standard Package	24
UPC	043168105590



GE  
Lighting

**10559 - F42T12/CW/HO**

GE Cool White T12



**CAUTIONS & WARNINGS**

**Caution**

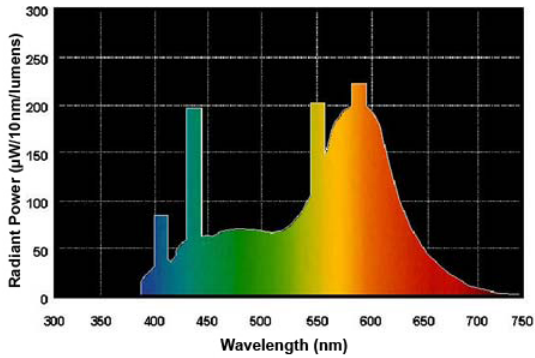
- Lamp may shatter and cause injury if broken
  - Wear safety glasses and gloves when handling lamp.
  - Do not use excessive force when installing lamp.

**Warning**

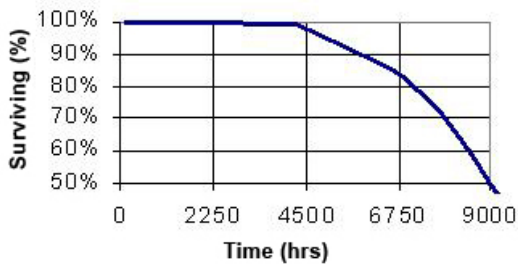
- Risk of Electric Shock
  - Turn power off before inspection, installation or removal.

**GRAPHS & CHARTS**

Graphs\_Spectral Power Distribution



Graphs\_Lamp Mortality



**GENERAL CHARACTERISTICS**

Lamp Type	Linear Fluorescent - Straight
	Linear
Bulb	T12
Base	Recessed Double Contact (R17d)
Rated Life	9000.0 hrs
Bulb Material	Soda lime
Starting Temperature (MIN)	-29.0 °C
LEED-EB MR Credit	2390 picograms Hg per mean lumen hour
Primary Application	Full Wattage

**PHOTOMETRIC CHARACTERISTICS**

Initial Lumens	3200.0
Mean Lumens	2790.0
Nominal Initial Lumens per Watt	58
Color Temperature	4100.0 K
Color Rendering Index (CRI)	60.0

**ELECTRICAL CHARACTERISTICS**

Wattage	55.0
Cathode Resistance Ratio - Rh/Rc (MIN)	4.25
Cathode Resistance Ratio - Rh/Rc (MAX)	6.5
Current Crest Factor (MAX)	1.7

**DIMENSIONS**

Maximum Overall Length (MOL)	42.0000 in(1066.8 mm)
Minimum Overall Length	39.1000 in(993.1 mm)
Nominal Length	42.000 in(1066.8 mm)
Bulb Diameter (DIA) (MIN)	1.410 in(35.8 mm)
Bulb Diameter (DIA) (MAX)	1.590 in(40.4 mm)
Bulb Diameter (DIA)	1.500 in(38.1 mm)

**PRODUCT INFORMATION**

Product Code	10559
Description	F42T12/CW/HO
Standard Package	Case
Standard Package GTIN	10043168105597
Standard Package Quantity	24
Sales Unit	Unit
No Of Items Per Sales Unit	1
No Of Items Per Standard Package	24
UPC	043168105590