

# Conduit Sealing Fittings

**Chico Sealing Compound and Fiber see pages 155-156**

Cl. I, Div. 1 & 2, Groups A, B, C, D Explosionproof  
 Cl. II, Div. 1, Groups E, F, G Dust-Ignitionproof  
 Cl. II, Div. 2, Groups F, G  
 Cl. III

6F

## Applications:

- EYS and EZS sealing fittings:
- Restrict the passage of gases, vapors or flames from one portion of the electrical installation to another at atmospheric pressure and normal ambient temperatures
  - Limit explosions to the sealed off enclosure
  - Limit precompression or pressure "piling" in conduit systems
- Sealing fittings are required:
- At each entrance to an enclosure housing an arcing or sparking device when used in Class I, Division 1 and 2 hazardous locations. To be located as close as practicable and, in no case, more than 18" from such enclosures
  - At each conduit entrance of 2" size or larger to an enclosure or fitting housing terminals, splices or taps when used in Class I, Division 1 hazardous locations. To be located as close as practicable and, in no case, more than 18" from such enclosures
  - In conduit systems when leaving Class I, Division 1 or Division 2 hazardous locations
  - In cable systems when the cables either do not have a gas/vaportight continuous sheath or are capable of transmitting gases or vapors through the cable core when those cables leave the Class I, Division 1 or Division 2 hazardous locations

## Features:

- EYS and EZS sealing fittings include:
- Minimum turning radius
  - Large openings with threaded closures to provide easy access to conduit hubs for making dams
  - Integral bushings in conduit hubs to protect conductor insulation from damage
  - Taper-tapped hubs to ensure ground continuity
- EYS sealing fittings are available for installation in either vertical only or in both horizontal or vertical positions.
- EZS sealing fittings for installation at any angle; the covers with opening for sealing compound can be properly positioned to accept the compound.

## Certifications and Compliances:

- NEC/CEC:
  - EYS1-3, 11-31, 16-36, 116-316**  
Class I, Division 1 & 2, Groups A, B, C, D  
Class II, Division 1, Groups E, F, G  
Class II, Division 2, Groups F, G  
Class III
  - EYS41-101, 416-1016**  
Class I, Division 1 & 2, Groups B, C, D  
Class II, Division 1, Groups E, F, G  
Class II, Division 2, Groups F, G  
Class III
  - EYS29, 4-014, 46-0146**  
**EZS1-8, 16-86**  
Class I, Division 1 & 2, Groups C, D  
Class II, Division 1, Groups F, G  
Class II, Division 2, Groups F, G  
Class III
- UL Standard: 1203
- CSA Standard: C22.2

Sealing fittings are approved for use in hazardous locations only when *Chico*® X fiber and *Chico A* sealing compound or Chico SpeedSeal are used to make the seal.

## Standard Materials:

- Bodies – *Feraloy*® iron alloy and/or ductile iron
- Plugs – *Feraloy* iron alloy and/or steel
- Removable nipples – steel

## Standard Finishes:

- Feraloy* iron alloy and ductile iron – electrogalvanized and aluminum acrylic paint
- Steel – electrogalvanized

## Options:


**Description**  
Copper-free aluminum bodies, nipples and enclosures

**Suffix**  
**SA**

## Size Ranges:

- 1/2" – 6"

## Ordering Information - EYS



### For Sealing in Vertical Positions Only

Hub Size	Female Hub Cat. #	Male & Female Hub Cat. #	Approximate Internal Volume in Cubic Inches
1/2	EYS1*	EYS16*	1
3/4	EYS2*	EYS26*	2
1	EYS3*	EYS36*	3 3/4

### For Sealing in Vertical or Horizontal Positions

Hub Size	Female Hub Cat. #	Male & Female Hub Cat. #	Approximate Internal Volume in Cubic Inches	
			Vertical	Horizontal
1/2	EYS11*	EYS116*	1	1
3/4	EYS21*	EYS216*	2	2
1	EYS31*	EYS316*	3	3 3/4
1 1/4	EYS41	EYS416	6	8
1 1/2	EYS51	EYS516	10 3/4	12 1/4
2	EYS61	EYS616	19	22 3/4
2 1/2	EYS71	EYS716	25 1/2	30
3	EYS81	EYS816	56	64 1/2
3 1/2	EYS91	EYS916	72	82
4	EYS101	EYS1016	95	110

\*Available in copper-free aluminum – to order, add suffix SA to Cat. No.

## Dimensions (In Inches)

EYS 16 Series				EYS 116 Series		
Size	a	b	Turning Radius	a	b	Turning Radius
1/2	3 9/32	1 1/4	1 5/8	3 11/16	1 1/4	1 3/32
3/4	3 11/16	1 1/2	1 29/32	3 11/16	1 1/2	1 1/4
1	4 5/16	1 3/4	2 3/8	4 5/16	1 3/4	1 5/8

EYS 46 Series				EYS 116 Series		
Size	a	b	Turning Radius	a	b	Turning Radius
1 1/4	5 1/16	2 3/16	1 23/32	5 1/16	2 3/16	1 23/32
1 1/2	5 1/2	2 7/16	2 1/16	5 1/2	2 7/16	2 1/16
2	6 1/4	3	2 5/16	6 1/4	3	2 5/16
2 1/2	7 1/2	3 1/2	2 11/16	7 1/2	3 1/2	2 11/16
3	8 1/2	4 1/4	3 5/16	8 1/2	4 1/4	3 5/16
3 1/2	9 3/16	4 3/4	3 7/16 ‡	9 3/16	4 3/4	3 7/16 ‡
4	9 3/4	5 1/4	3 11/16 ‡	9 3/4	5 1/4	3 11/16 ‡
5	11 1/16	6 1/2	4 19/32 ‡			
6	12 1/8	7 5/8	5 11/32 ‡			

‡With cover removed.

**Crouse-Hinds**  
by **E.T.N**

# Conduit Sealing Fittings


Chico Sealing Compound and Fiber see pages 155-156

Cl. I, Div. 1 & 2, Groups C, D  
Cl. II, Div. 1, Groups E, F, G  
Cl. II, Div. 2, Groups F, G  
Cl. III

Explosionproof  
Dust-Ignitionproof

**6F**

## Ordering Information - EYS



Vertical or horizontal male & female

## Ordering Information - EZS



Male & female hub

### For Sealing in Vertical or Horizontal Positions

Hub Size	Female Hub Cat. #	Male & Female Hub Cat. #	Approximate Internal Volume in Cubic Inches	
			Vert.	Horiz.
1¼	EYS4*	EYS46*	6	8
1½	EYS5*	EYS56*	10¾	12¼
2	EYS6*	EYS66*	19	22¾
2½	EYS7*	EYS76*	25½	30
3	EYS8*	EYS86*	56	64½
3½	EYS9*	EYS96*	72	82
4	EYS10*	EYS106*	95	110
5	EYS012	EYS0126	200	222
6	EYS014	EYS0146	290	315

\*Available in copper-free aluminum – to order, add suffix SA to Cat. No.

### For Sealing at Any Angle

Hub Size	Female Hub Cat. #	Male & Female Hub Cat. #	Approximate Internal Volume in Cubic Inches	
			Vert.	Horiz.
½	EZS1	EZS16	6¼	6¼
¾	EZS2	EZS26	6½	6½
1	EZS3	EZS36	10¼	10¼
1¼	EZS4	EZS46	12½	12½
1½	EZS5	EZS56	14½	14½
2	EZS6	EZS66	46	46
2½	EZS7	EZS76	55	55
3	EZS8	EZS86	90	90

## EYS

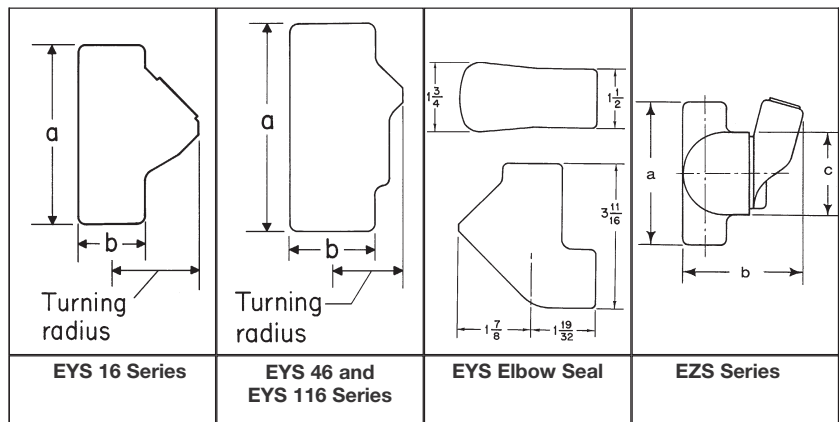


Elbow seal

### For Sealing in Vertical Positions

Hub Size	Cat. #	Approximate Internal Volume in Cubic Inches
¾	EYS29	1¾

## Dimensions In Inches



### EYS Elbow Seal

Size	a	b	Turning Radius (Vertical)
¾	3 <sup>11</sup> / <sub>16</sub>	1¾	1 <sup>7</sup> / <sub>8</sub>

### EZS Series

Size	a	b	c	Turning Radius†
½	4 <sup>9</sup> / <sub>16</sub>	3 <sup>5</sup> / <sub>8</sub>	2½	1 <sup>7</sup> / <sub>8</sub>
¾	4 <sup>3</sup> / <sub>16</sub>	3 <sup>5</sup> / <sub>8</sub>	2½	1 <sup>7</sup> / <sub>8</sub>
1	4 <sup>15</sup> / <sub>16</sub>	3 <sup>31</sup> / <sub>32</sub>	3	2 <sup>1</sup> / <sub>8</sub>
1¼	5 <sup>1</sup> / <sub>16</sub>	4 <sup>13</sup> / <sub>32</sub>	3	2 <sup>9</sup> / <sub>16</sub>
1½	5 <sup>3</sup> / <sub>16</sub>	4 <sup>9</sup> / <sub>16</sub>	3¼	2 <sup>11</sup> / <sub>32</sub>
2	7 <sup>1</sup> / <sub>16</sub>	5 <sup>13</sup> / <sub>32</sub>	5 <sup>1</sup> / <sub>16</sub>	3 <sup>9</sup> / <sub>32</sub>
2½	7 <sup>15</sup> / <sub>16</sub>	5 <sup>27</sup> / <sub>32</sub>	5 <sup>9</sup> / <sub>16</sub>	3 <sup>3</sup> / <sub>8</sub>
3	8 <sup>5</sup> / <sub>8</sub>	6½	5 <sup>7</sup> / <sub>8</sub>	3 <sup>7</sup> / <sub>8</sub>

†With cover removed.

# Conduit Sealing Fittings

**Chico Sealing Compound and Fiber see pages 155-156**

Cl. I, Div. 1 & 2, Groups A, B, C, D Explosionproof  
 Cl. II, Div. 1, Groups E, F, G Dust-Ignitionproof  
 Cl. II, Div. 2, Groups F, G  
 Cl. III

6F

## Applications:

- EYS and EZS sealing fittings:
- Restrict the passage of gases, vapors or flames from one portion of the electrical installation to another at atmospheric pressure and normal ambient temperatures
  - Limit explosions to the sealed off enclosure
  - Limit precompression or pressure "piling" in conduit systems
- Sealing fittings are required:
- At each entrance to an enclosure housing an arcing or sparking device when used in Class I, Division 1 and 2 hazardous locations. To be located as close as practicable and, in no case, more than 18" from such enclosures
  - At each conduit entrance of 2" size or larger to an enclosure or fitting housing terminals, splices or taps when used in Class I, Division 1 hazardous locations. To be located as close as practicable and, in no case, more than 18" from such enclosures
  - In conduit systems when leaving Class I, Division 1 or Division 2 hazardous locations
  - In cable systems when the cables either do not have a gas/vaportight continuous sheath or are capable of transmitting gases or vapors through the cable core when those cables leave the Class I, Division 1 or Division 2 hazardous locations

## Features:

- EYS and EZS sealing fittings include:
- Minimum turning radius
  - Large openings with threaded closures to provide easy access to conduit hubs for making dams
  - Integral bushings in conduit hubs to protect conductor insulation from damage
  - Taper-tapped hubs to ensure ground continuity
- EYS sealing fittings are available for installation in either vertical only or in both horizontal or vertical positions.
- EZS sealing fittings for installation at any angle; the covers with opening for sealing compound can be properly positioned to accept the compound.

## Certifications and Compliances:

- NEC/CEC:
  - EYS1-3, 11-31, 16-36, 116-316**  
Class I, Division 1 & 2, Groups A, B, C, D  
Class II, Division 1, Groups E, F, G  
Class II, Division 2, Groups F, G  
Class III
  - EYS41-101, 416-1016**  
Class I, Division 1 & 2, Groups B, C, D  
Class II, Division 1, Groups E, F, G  
Class II, Division 2, Groups F, G  
Class III
  - EYS29, 4-014, 46-0146**  
**EZS1-8, 16-86**  
Class I, Division 1 & 2, Groups C, D  
Class II, Division 1, Groups F, G  
Class II, Division 2, Groups F, G  
Class III
- UL Standard: 1203
- CSA Standard: C22.2

Sealing fittings are approved for use in hazardous locations only when *Chico*® X fiber and *Chico A* sealing compound or Chico SpeedSeal are used to make the seal.

## Standard Materials:

- Bodies – *Feraloy*® iron alloy and/or ductile iron
- Plugs – *Feraloy* iron alloy and/or steel
- Removable nipples – steel

## Standard Finishes:

- Feraloy* iron alloy and ductile iron – electrogalvanized and aluminum acrylic paint
- Steel – electrogalvanized

## Options:


**Description**  
Copper-free aluminum bodies, nipples and enclosures

**Suffix**  
**SA**

## Size Ranges:

- 1/2" – 6"

## Ordering Information - EYS



### For Sealing in Vertical Positions Only

Hub Size	Female Hub Cat. #	Male & Female Hub Cat. #	Approximate Internal Volume in Cubic Inches
1/2	EYS1*	EYS16*	1
3/4	EYS2*	EYS26*	2
1	EYS3*	EYS36*	3 3/4

### For Sealing in Vertical or Horizontal Positions

Hub Size	Female Hub Cat. #	Male & Female Hub Cat. #	Approximate Internal Volume in Cubic Inches	
			Vertical	Horizontal
1/2	EYS11*	EYS116*	1	1
3/4	EYS21*	EYS216*	2	2
1	EYS31*	EYS316*	3	3 3/4
1 1/4	EYS41	EYS416	6	8
1 1/2	EYS51	EYS516	10 3/4	12 1/4
2	EYS61	EYS616	19	22 3/4
2 1/2	EYS71	EYS716	25 1/2	30
3	EYS81	EYS816	56	64 1/2
3 1/2	EYS91	EYS916	72	82
4	EYS101	EYS1016	95	110

\*Available in copper-free aluminum – to order, add suffix SA to Cat. No.

## Dimensions (In Inches)

EYS 16 Series				EYS 116 Series		
Size	a	b	Turning Radius	a	b	Turning Radius
1/2	3 9/32	1 1/4	1 5/8	3 11/16	1 1/4	1 3/32
3/4	3 11/16	1 1/2	1 29/32	3 11/16	1 1/2	1 1/4
1	4 5/16	1 3/4	2 3/8	4 5/16	1 3/4	1 5/8

EYS 46 Series				EYS 116 Series		
Size	a	b	Turning Radius	a	b	Turning Radius
1 1/4	5 1/16	2 3/16	1 23/32	5 1/16	2 3/16	1 23/32
1 1/2	5 1/2	2 7/16	2 1/16	5 1/2	2 7/16	2 1/16
2	6 1/4	3	2 5/16	6 1/4	3	2 5/16
2 1/2	7 1/2	3 1/2	2 11/16	7 1/2	3 1/2	2 11/16
3	8 1/2	4 1/4	3 5/16	8 1/2	4 1/4	3 5/16
3 1/2	9 3/16	4 3/4	3 7/16 ‡	9 3/16	4 3/4	3 7/16 ‡
4	9 3/4	5 1/4	3 11/16 ‡	9 3/4	5 1/4	3 11/16 ‡
5	11 1/16	6 1/2	4 19/32 ‡			
6	12 1/8	7 5/8	5 11/32 ‡			

‡With cover removed.

**Crouse-Hinds**  
by **E.T.N**

# Conduit Sealing Fittings


Chico Sealing Compound and Fiber see pages 155-156

Cl. I, Div. 1 & 2, Groups C, D  
Cl. II, Div. 1, Groups E, F, G  
Cl. II, Div. 2, Groups F, G  
Cl. III

Explosionproof  
Dust-Ignitionproof


**6F**

## Ordering Information - EYS



Vertical or horizontal male & female

## Ordering Information - EZS



Male & female hub

### For Sealing in Vertical or Horizontal Positions

Hub Size	Female Hub Cat. #	Male & Female Hub Cat. #	Approximate Internal Volume in Cubic Inches	
			Vert.	Horiz.
1¼	EYS4*	EYS46*	6	8
1½	EYS5*	EYS56*	10¾	12¼
2	EYS6*	EYS66*	19	22¾
2½	EYS7*	EYS76*	25½	30
3	EYS8*	EYS86*	56	64½
3½	EYS9*	EYS96*	72	82
4	EYS10*	EYS106*	95	110
5	EYS012	EYS0126	200	222
6	EYS014	EYS0146	290	315

\*Available in copper-free aluminum – to order, add suffix SA to Cat. No.

### For Sealing at Any Angle

Hub Size	Female Hub Cat. #	Male & Female Hub Cat. #	Approximate Internal Volume in Cubic Inches	
			Vert.	Horiz.
½	EZS1	EZS16	6¼	6¼
¾	EZS2	EZS26	6½	6½
1	EZS3	EZS36	10¼	10¼
1¼	EZS4	EZS46	12½	12½
1½	EZS5	EZS56	14½	14½
2	EZS6	EZS66	46	46
2½	EZS7	EZS76	55	55
3	EZS8	EZS86	90	90

## EYS

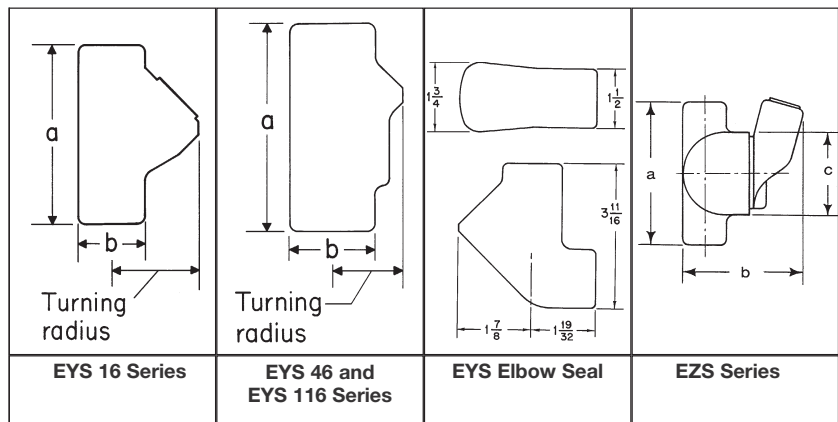


Elbow seal

### For Sealing in Vertical Positions

Hub Size	Cat. #	Approximate Internal Volume in Cubic Inches
¾	EYS29	1¾

## Dimensions In Inches



### EYS Elbow Seal

Size	a	b	Turning Radius (Vertical)
¾	3 <sup>11</sup> / <sub>16</sub>	1¾	1 <sup>7</sup> / <sub>8</sub>

### EZS Series

Size	a	b	c	Turning Radius†
½	4 <sup>9</sup> / <sub>16</sub>	3 <sup>5</sup> / <sub>8</sub>	2½	1 <sup>7</sup> / <sub>8</sub>
¾	4 <sup>3</sup> / <sub>16</sub>	3 <sup>5</sup> / <sub>8</sub>	2½	1 <sup>7</sup> / <sub>8</sub>
1	4 <sup>15</sup> / <sub>16</sub>	3 <sup>31</sup> / <sub>32</sub>	3	2 <sup>1</sup> / <sub>8</sub>
1¼	5 <sup>1</sup> / <sub>16</sub>	4 <sup>13</sup> / <sub>32</sub>	3	2 <sup>9</sup> / <sub>16</sub>
1½	5 <sup>3</sup> / <sub>16</sub>	4 <sup>9</sup> / <sub>16</sub>	3¼	2 <sup>11</sup> / <sub>32</sub>
2	7 <sup>1</sup> / <sub>16</sub>	5 <sup>13</sup> / <sub>32</sub>	5 <sup>3</sup> / <sub>16</sub>	3 <sup>3</sup> / <sub>32</sub>
2½	7 <sup>15</sup> / <sub>16</sub>	5 <sup>27</sup> / <sub>32</sub>	5 <sup>9</sup> / <sub>16</sub>	3 <sup>3</sup> / <sub>8</sub>
3	8 <sup>5</sup> / <sub>8</sub>	6½	5 <sup>7</sup> / <sub>8</sub>	3 <sup>7</sup> / <sub>8</sub>

†With cover removed.