

# Sealing Fittings

## Explosionproof; Dust-Ignitionproof

UNILETS® for Use with Threaded Rigid Metal Conduit and IMC.

### Applications

- Prevent passage of gases, vapors or flames from one portion of conduit system to another. Restrict any explosion to the sealed off enclosure. Prevent pressure piling within conduit system.
- Required in Class I, Division 1 and 2 locations within 18" of enclosures containing apparatus that may cause arcs, sparks or high temperatures.
- Required in Class I, Division 1 and 2 locations where 2" or larger conduit enters enclosure, fitting housing terminals, splices or taps.
- Required in Class I, Division 1 and 2 locations at the boundary where conduit leaves classified location.
- Required in Class I, Division 1 and 2 locations where two or more enclosures are connected by 36" or less conduit. Seal must be located within 18" of either enclosure.
- Required where cables (which exceed rate of gas or vapor transmission permitted for seals) are used in Class I, Division 2 locations.

### Features

- Explosionproof, dust-ignitionproof, raintight.
- Smooth, rounded integral bushing in each hub protects conductor insulation.
- Accurately tapped, tapered threads for tight, rigid joints and ground continuity.
- Removable nipple in male sealing fitting may be used interchangeably in top or bottom hub.
- EYS—for sealing vertical conduit. Large opening for damming and filling.
- Expanded fill EYSEF/EYDEF— allow up to 40% conduit fill in compliance with the National Electrical Code.
- EYSF/EYSM—for sealing vertical conduit. Large opening for damming and filling.
- ESUF/ESUM for sealing vertical or horizontal conduit. Pouring spout rotates 90°. Removable cover provides full access for damming 2-1/2" thru 4" sizes have threaded cover openings for damming.
- EYF/EYM—close radius type for sealing vertical or horizontal conduit runs.
- EYDM Drain Sealing Fittings—close radius type for sealing vertical conduit runs. Access cover has drain valve for automatic draining of water accumulation above the seal.
- UL Listed for use with Kwiko® A Sealing Compound. Also listed with certain competitors sealing cement, contact factory for details.

### Standard Materials

- EYSF/EYSM, EYF/EYM and EYDM Seals: malleable iron or Almag 35 aluminum
- EYS, EYSEF/EYDEF, and ESUF/ESUM: malleable iron
- EYD and EYS Seals: Grayloy®-iron

### Standard Finishes

- Malleable iron and Grayloy®-iron products have triple-coat — (1) zinc electroplate, (2) chromate, and (3) epoxy powder coat,
- Almag 35 aluminum products have epoxy powder coat

### Certifications and Compliances

- UL Standard: 886 (1203)
- UL Listed: E10444
- CSA Standard: C22.2 No. 30
- CSA Certified: 065181

### Options

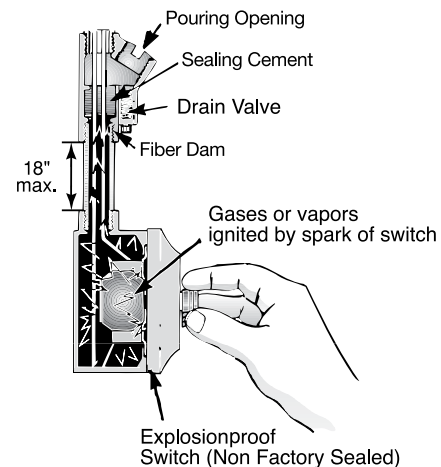
- PVC coating available on select sealing fittings. Add suffix **-PVC** to catalog number.

### Related Products

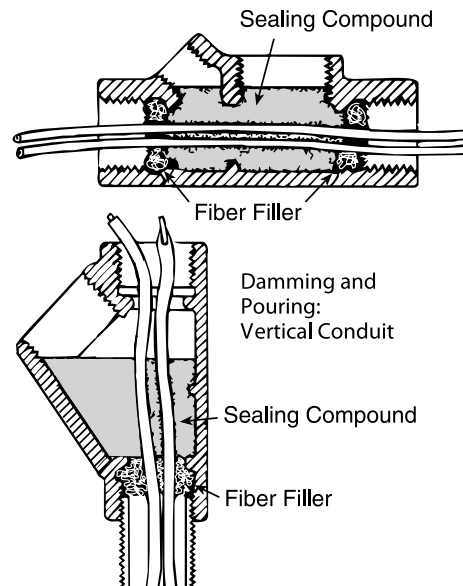
- Kwiko® A sealing cement and fiber filler

### Illustrated Features

Sealing fittings prevent passage of gases, vapors or flames from one portion of a conduit system to another. They also restrict large amounts of ignitable gases or vapors from accumulating to confine explosive pressure.



Appleton sealing fittings are suitable for Class I and II locations. EYS, SF and EYD are for sealing vertical conduit. EY and ESU are for sealing vertical and horizontal conduit. SF and EYD also have drain valves.



# EYD 25% \* Fill Vertical Conduit Drain Sealing Fittings for Close Turning Radius

## Explosionproof, Dust-Ignitionproof, Raintight


UNILETS® for Use with Threaded Rigid Metal Conduit and IMC.

Class I, Division 1 and 2 Groups C, D  
Class II, Division 1 and 2 Groups E, F, G  
Class III


| Trade Size<br>(Inches) | Inches/Millimeters |           |                  | Kwiko® A Cement<br>Required<br>Ounces/Grams | Catalog Number<br>Grayloy™-Iron |
|------------------------|--------------------|-----------|------------------|---|---------------------------------|
|                        | A (Length)         | B (Width) | Turning Radius † |   |                                 |

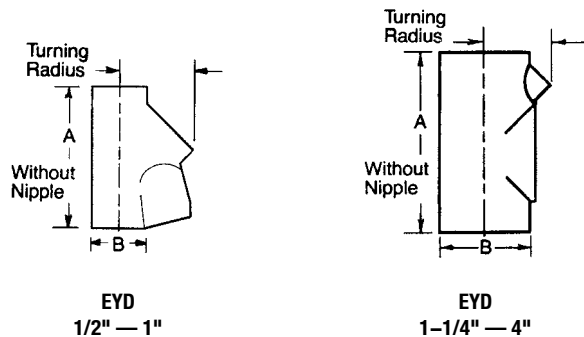
### EYD Vertical Conduit Drain Seals for Close Turning Radius (25% fill)

#### Female

|   |       |            |            |           |               |               |
|---|-------|------------|------------|-----------|---------------|---------------|
|  | 1/2   | 3.28/83.3  | 1.50/38.1  | 1.06/26.9 | 1.00/28.0     | <b>EYD-1</b>  |
|   | 3/4   | 3.69/93.7  | 1.75/44.4  | 1.19/30.2 | 2.00/57.0     | <b>EYD-2</b>  |
|   | 1     | 4.31/109.4 | 2.19/55.6  | 1.38/35.0 | 4.00/113.0    | <b>EYD-3</b>  |
|   | 1-1/4 | 5.06/128.5 | 2.19/55.6  | 1.75/44.4 | 9.00/255.0    | <b>EYD-4</b>  |
|   | 1-1/2 | 5.50/139.7 | 2.44/61.9  | 2.06/52.3 | 12.00/340.0   | <b>EYD-5</b>  |
|   | 2     | 6.25/158.7 | 3.00/76.2  | 2.31/58.9 | 21.00/595.0   | <b>EYD-6</b>  |
|   | 2-1/2 | 7.50/190.5 | 3.50/88.9  | 2.69/68.8 | 37.00/1049.0  | <b>EYD-7</b>  |
|   | 3     | 8.50/215.9 | 4.25/107.9 | 3.13/79.5 | 61.00/1729.0  | <b>EYD-8</b>  |
|   | 3-1/2 | 9.19/233.4 | 4.75/120.6 | 3.44/87.3 | 80.00/2268.0  | <b>EYD-9</b>  |
|   | 4     | 9.75/247.6 | 5.25/133.3 | 3.69/93.7 | 112.00/3175.0 | <b>EYD-10</b> |

#### Male/Female (Removable Male Nipple)

|  |       |            |            |           |               |                |
|--|-------|------------|------------|-----------|---------------|----------------|
|  | 1/2   | 3.28/83.3  | 1.50/38.1  | 1.06/26.9 | 1.00/28.0     | <b>EYD-16</b>  |
|  | 3/4   | 3.69/93.7  | 1.75/44.4  | 1.19/30.2 | 2.00/57.0     | <b>EYD-26</b>  |
|  | 1     | 4.31/109.4 | 2.19/55.6  | 1.38/35.0 | 4.00/113.0    | <b>EYD-36</b>  |
|  | 1-1/4 | 5.06/128.5 | 2.19/55.6  | 1.75/44.4 | 9.00/255.0    | <b>EYD-46</b>  |
|  | 1-1/2 | 5.50/139.7 | 2.44/61.9  | 2.06/52.3 | 12.00/340.0   | <b>EYD-56</b>  |
|  | 2     | 6.25/158.7 | 3.00/76.2  | 2.31/58.9 | 21.00/595.0   | <b>EYD-66</b>  |
|  | 2-1/2 | 7.50/190.5 | 3.50/88.9  | 2.69/68.8 | 37.00/1049.0  | <b>EYD-76</b>  |
|  | 3     | 8.50/215.9 | 4.25/107.9 | 3.13/79.5 | 61.00/1729.0  | <b>EYD-86</b>  |
|  | 3-1/2 | 9.19/233.4 | 4.75/120.6 | 3.44/87.3 | 80.00/2268.0  | <b>EYD-96</b>  |
|  | 4     | 9.75/247.6 | 5.25/133.3 | 3.69/93.7 | 112.00/3175.0 | <b>EYD-106</b> |



\* Per NEC 501.15(C)(6), seals in Class I, Division 1 and 2 must be limited to conductor fill of 25% of cross sectional area of a rigid metal conduit of the same trade size unless approved for higher percentage fill. See 40% fill sealing fittings.





† Turning radius with cover or plug removed.

# EYDM 25% \* Fill Vertical Conduit Drain Sealing Fittings for Close Turning Radius

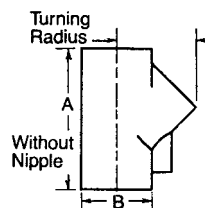
Explosionproof, Dust-Ignitionproof, Raintight

UNILETS® for Use with Threaded Rigid Metal Conduit and IMC.

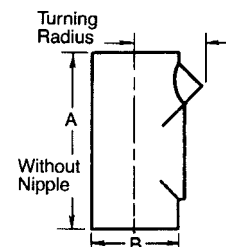
Class I, Division 1 and 2 Groups B♦, C, D  
 Class II, Division 1 and 2 Groups E, F, G  
 Class III

|  | Trade Size (Inches) | Inches/Centimeters |           |                  | Kwiko® A Cement Required Ounces/Grams | Catalog Number ‡  |                   |
|--|---------------------|--------------------|-----------|------------------|---------------------------------------|-------------------|-------------------|
|  |                     | A (Length)         | B (Width) | Turning Radius † |                                       | Malleable Iron    | Almag 35 Aluminum |
| <b>EYDM Vertical Conduit Drain Seals for Close Turning Radius (25% fill) ‡</b>     |                     |                    |           |                  |                                       |                   |                   |
| <b>Male/Female (Removable Male Nipple)</b>   |                     |                    |           |                  |                                       |                   |                   |
|   | 1/2                 | 3.63/9.2           | 1.38/3.5  | 1.94/4.9         | 2.00/56.7                             | <b>EYDM-50 ♦</b>  | EYDM-50AL         |
|  | 3/4                 | 3.63/9.2           | 1.38/3.5  | 1.94/4.9         | 2.00/56.7                             | <b>EYDM-75 ♦</b>  | EYDM-75AL         |
|   | 1                   | 4.06/10.3          | 1.56/4.0  | 2.06/5.2         | 3.00/85.1                             | <b>EYDM-100 ♦</b> | EYDM-100AL        |
|  | 1-1/4               | 4.94/12.5          | 2.00/5.1  | 1.75/4.5         | 7.00/198.4                            | <b>EYDM-125 ♦</b> | EYDM-125AL        |
|  | 1-1/2               | 5.50/14.0          | 2.38/6.0  | 2.06/5.2         | 13.00/368.5                           | <b>EYDM-150 ♦</b> | EYDM-150AL        |
|  | 2                   | 6.13/15.6          | 2.88/7.3  | 2.31/5.9         | 22.00/623.7                           | <b>EYDM-200 ♦</b> | EYDM-200AL        |
|   | 2-1/2               | 7.50/19.1          | 3.38/8.6  | 2.69/6.8         | 36.00/1020.6                          | <b>EYDM-250 ♦</b> | EYDM-250AL        |
|  | 3                   | 8.13/20.6          | 4.13/10.5 | 3.13/7.9         | 61.00/1729.3                          | <b>EYDM-300 ♦</b> | EYDM-300AL        |
|  | 3-1/2               | 8.94/22.7          | 4.75/12.1 | 3.44/8.7         | 89.00/2523.1                          | <b>EYDM-350 ♦</b> | EYDM-350AL        |
|  | 4                   | 9.38/23.8          | 5.13/13.0 | 3.69/9.4         | 114.00/3231.8                         | <b>EYDM-400 ♦</b> | EYDM-400AL        |

3-1/2" — 4"



EYDM  
1/2" — 1"



EYDM  
1-1/4" — 4"

\* Per NEC 501.15(C)(6), seals in Class I, Division 1 and 2 must be limited to conductor fill of 25% of cross sectional area of a rigid metal conduit of the same trade size unless approved for higher percentage fill. See 40% fill sealing fittings.

† Turning radius with cover or plug removed.

‡ PVC coating available on select sealing fittings. Add suffix **-PVC** to catalog number.

♦ Indicated items in the shaded area which are UL Listed for Class I, Groups B, C, D; Class II, Groups E, F, G; and Class III.

# Sealing Fittings

## Explosionproof; Dust-Ignitionproof

UNILETS® for Use with Threaded Rigid Metal Conduit and IMC.

### Applications

- Prevent passage of gases, vapors or flames from one portion of conduit system to another. Restrict any explosion to the sealed off enclosure. Prevent pressure piling within conduit system.
- Required in Class I, Division 1 and 2 locations within 18" of enclosures containing apparatus that may cause arcs, sparks or high temperatures.
- Required in Class I, Division 1 and 2 locations where 2" or larger conduit enters enclosure, fitting housing terminals, splices or taps.
- Required in Class I, Division 1 and 2 locations at the boundary where conduit leaves classified location.
- Required in Class I, Division 1 and 2 locations where two or more enclosures are connected by 36" or less conduit. Seal must be located within 18" of either enclosure.
- Required where cables (which exceed rate of gas or vapor transmission permitted for seals) are used in Class I, Division 2 locations.

### Features

- Explosionproof, dust-ignitionproof, raintight.
- Smooth, rounded integral bushing in each hub protects conductor insulation.
- Accurately tapped, tapered threads for tight, rigid joints and ground continuity.
- Removable nipple in male sealing fitting may be used interchangeably in top or bottom hub.
- EYS—for sealing vertical conduit. Large opening for damming and filling.
- Expanded fill EYSEF/EYDEF— allow up to 40% conduit fill in compliance with the National Electrical Code.
- EYSF/EYSM—for sealing vertical conduit. Large opening for damming and filling.
- ESUF/ESUM for sealing vertical or horizontal conduit. Pouring spout rotates 90°. Removable cover provides full access for damming 2-1/2" thru 4" sizes have threaded cover openings for damming.
- EYF/EYM—close radius type for sealing vertical or horizontal conduit runs.
- EYDM Drain Sealing Fittings—close radius type for sealing vertical conduit runs. Access cover has drain valve for automatic draining of water accumulation above the seal.
- UL Listed for use with Kwiko® A Sealing Compound. Also listed with certain competitors sealing cement, contact factory for details.

### Standard Materials

- EYSF/EYSM, EYF/EYM and EYDM Seals: malleable iron or Almag 35 aluminum
- EYS, EYSEF/EYDEF, and ESUF/ESUM: malleable iron
- EYD and EYS Seals: Grayloy®-iron

### Standard Finishes

- Malleable iron and Grayloy®-iron products have triple-coat — (1) zinc electroplate, (2) chromate, and (3) epoxy powder coat,
- Almag 35 aluminum products have epoxy powder coat

### Certifications and Compliances

- UL Standard: 886 (1203)
- UL Listed: E10444
- CSA Standard: C22.2 No. 30
- CSA Certified: 065181

### Options

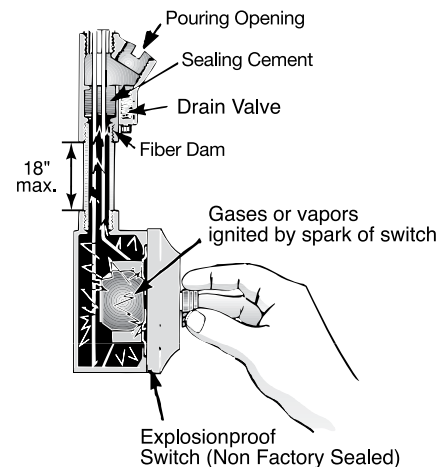
- PVC coating available on select sealing fittings. Add suffix **-PVC** to catalog number.

### Related Products

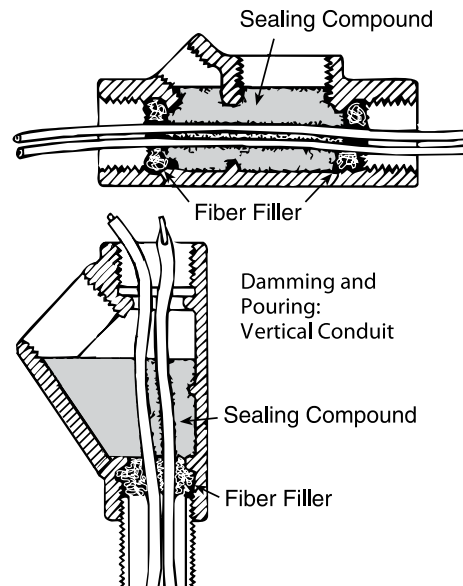
- Kwiko® A sealing cement and fiber filler

### Illustrated Features

Sealing fittings prevent passage of gases, vapors or flames from one portion of a conduit system to another. They also restrict large amounts of ignitable gases or vapors from accumulating to confine explosive pressure.



Appleton sealing fittings are suitable for Class I and II locations. EYS, SF and EYD are for sealing vertical conduit. EY and ESU are for sealing vertical and horizontal conduit. SF and EYD also have drain valves.



# EYD 25% \* Fill Vertical Conduit Drain Sealing Fittings for Close Turning Radius

## Explosionproof, Dust-Ignitionproof, Raintight


UNILETS® for Use with Threaded Rigid Metal Conduit and IMC.

Class I, Division 1 and 2 Groups C, D  
Class II, Division 1 and 2 Groups E, F, G  
Class III


| Trade Size<br>(Inches) | Inches/Millimeters |           | Turning Radius † | Kwiko® A Cement<br>Required<br>Ounces/Grams | Catalog Number<br>Grayloy™-Iron |
|------------------------|--------------------|-----------|------------------|---|---------------------------------|
|                        | A (Length)         | B (Width) |                  |   |                                 |

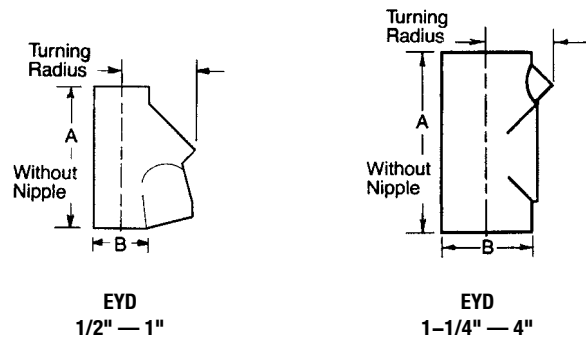
### EYD Vertical Conduit Drain Seals for Close Turning Radius (25% fill)

#### Female

|   |       |            |            |           |               |               |
|---|-------|------------|------------|-----------|---------------|---------------|
|  | 1/2   | 3.28/83.3  | 1.50/38.1  | 1.06/26.9 | 1.00/28.0     | <b>EYD-1</b>  |
|   | 3/4   | 3.69/93.7  | 1.75/44.4  | 1.19/30.2 | 2.00/57.0     | <b>EYD-2</b>  |
|   | 1     | 4.31/109.4 | 2.19/55.6  | 1.38/35.0 | 4.00/113.0    | <b>EYD-3</b>  |
|   | 1-1/4 | 5.06/128.5 | 2.19/55.6  | 1.75/44.4 | 9.00/255.0    | <b>EYD-4</b>  |
|   | 1-1/2 | 5.50/139.7 | 2.44/61.9  | 2.06/52.3 | 12.00/340.0   | <b>EYD-5</b>  |
|   | 2     | 6.25/158.7 | 3.00/76.2  | 2.31/58.9 | 21.00/595.0   | <b>EYD-6</b>  |
|   | 2-1/2 | 7.50/190.5 | 3.50/88.9  | 2.69/68.8 | 37.00/1049.0  | <b>EYD-7</b>  |
|   | 3     | 8.50/215.9 | 4.25/107.9 | 3.13/79.5 | 61.00/1729.0  | <b>EYD-8</b>  |
|   | 3-1/2 | 9.19/233.4 | 4.75/120.6 | 3.44/87.3 | 80.00/2268.0  | <b>EYD-9</b>  |
|   | 4     | 9.75/247.6 | 5.25/133.3 | 3.69/93.7 | 112.00/3175.0 | <b>EYD-10</b> |

#### Male/Female (Removable Male Nipple)

|  |       |            |            |           |               |                |
|--|-------|------------|------------|-----------|---------------|----------------|
|  | 1/2   | 3.28/83.3  | 1.50/38.1  | 1.06/26.9 | 1.00/28.0     | <b>EYD-16</b>  |
|  | 3/4   | 3.69/93.7  | 1.75/44.4  | 1.19/30.2 | 2.00/57.0     | <b>EYD-26</b>  |
|  | 1     | 4.31/109.4 | 2.19/55.6  | 1.38/35.0 | 4.00/113.0    | <b>EYD-36</b>  |
|  | 1-1/4 | 5.06/128.5 | 2.19/55.6  | 1.75/44.4 | 9.00/255.0    | <b>EYD-46</b>  |
|  | 1-1/2 | 5.50/139.7 | 2.44/61.9  | 2.06/52.3 | 12.00/340.0   | <b>EYD-56</b>  |
|  | 2     | 6.25/158.7 | 3.00/76.2  | 2.31/58.9 | 21.00/595.0   | <b>EYD-66</b>  |
|  | 2-1/2 | 7.50/190.5 | 3.50/88.9  | 2.69/68.8 | 37.00/1049.0  | <b>EYD-76</b>  |
|  | 3     | 8.50/215.9 | 4.25/107.9 | 3.13/79.5 | 61.00/1729.0  | <b>EYD-86</b>  |
|  | 3-1/2 | 9.19/233.4 | 4.75/120.6 | 3.44/87.3 | 80.00/2268.0  | <b>EYD-96</b>  |
|  | 4     | 9.75/247.6 | 5.25/133.3 | 3.69/93.7 | 112.00/3175.0 | <b>EYD-106</b> |



\* Per NEC 501.15(C)(6), seals in Class I, Division 1 and 2 must be limited to conductor fill of 25% of cross sectional area of a rigid metal conduit of the same trade size unless approved for higher percentage fill. See 40% fill sealing fittings.





† Turning radius with cover or plug removed.

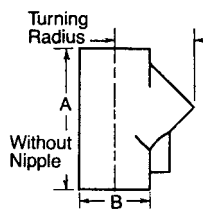
# EYDM 25% \* Fill Vertical Conduit Drain Sealing Fittings for Close Turning Radius

## Explosionproof, Dust-Ignitionproof, Raintight

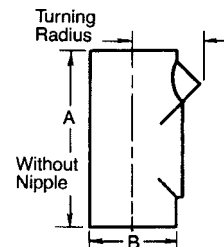
UNILETS® for Use with Threaded Rigid Metal Conduit and IMC.

Class I, Division 1 and 2 Groups B♦, C, D  
Class II, Division 1 and 2 Groups E, F, G  
Class III

|  | Trade Size (Inches) | Inches/Centimeters |           |                  | Kwiko® A Cement Required Ounces/Grams | Catalog Number ‡  |                   |
|--|---------------------|--------------------|-----------|------------------|---------------------------------------|-------------------|-------------------|
|  |                     | A (Length)         | B (Width) | Turning Radius † |                                       | Malleable Iron    | Almag 35 Aluminum |
| <b>EYDM Vertical Conduit Drain Seals for Close Turning Radius (25% fill) ‡</b>     |                     |                    |           |                  |                                       |                   |                   |
| <b>Male/Female (Removable Male Nipple)</b>   |                     |                    |           |                  |                                       |                   |                   |
|   | 1/2                 | 3.63/9.2           | 1.38/3.5  | 1.94/4.9         | 2.00/56.7                             | <b>EYDM-50 ♦</b>  | <b>EYDM-50AL</b>  |
|  | 3/4                 | 3.63/9.2           | 1.38/3.5  | 1.94/4.9         | 2.00/56.7                             | <b>EYDM-75 ♦</b>  | <b>EYDM-75AL</b>  |
|   | 1                   | 4.06/10.3          | 1.56/4.0  | 2.06/5.2         | 3.00/85.1                             | <b>EYDM-100 ♦</b> | <b>EYDM-100AL</b> |
|  | 1-1/4               | 4.94/12.5          | 2.00/5.1  | 1.75/4.5         | 7.00/198.4                            | <b>EYDM-125 ♦</b> | <b>EYDM-125AL</b> |
|  | 1-1/2               | 5.50/14.0          | 2.38/6.0  | 2.06/5.2         | 13.00/368.5                           | <b>EYDM-150 ♦</b> | <b>EYDM-150AL</b> |
|  | 2                   | 6.13/15.6          | 2.88/7.3  | 2.31/5.9         | 22.00/623.7                           | <b>EYDM-200 ♦</b> | <b>EYDM-200AL</b> |
|   | 2-1/2               | 7.50/19.1          | 3.38/8.6  | 2.69/6.8         | 36.00/1020.6                          | <b>EYDM-250 ♦</b> | <b>EYDM-250AL</b> |
|  | 3                   | 8.13/20.6          | 4.13/10.5 | 3.13/7.9         | 61.00/1729.3                          | <b>EYDM-300 ♦</b> | <b>EYDM-300AL</b> |
|  | 3-1/2               | 8.94/22.7          | 4.75/12.1 | 3.44/8.7         | 89.00/2523.1                          | <b>EYDM-350 ♦</b> | <b>EYDM-350AL</b> |
|  | 4                   | 9.38/23.8          | 5.13/13.0 | 3.69/9.4         | 114.00/3231.8                         | <b>EYDM-400 ♦</b> | <b>EYDM-400AL</b> |



**EYDM**  
**1/2" — 1"**



**EYDM**  
**1-1/4" — 4"**

\* Per NEC 501.15(C)(6), seals in Class I, Division 1 and 2 must be limited to conductor fill of 25% of cross sectional area of a rigid metal conduit of the same trade size unless approved for higher percentage fill. See 40% fill sealing fittings.

† Turning radius with cover or plug removed.

‡ PVC coating available on select sealing fittings. Add suffix **-PVC** to catalog number.

♦ Indicated items in the shaded area which are UL Listed for Class I, Groups B, C, D; Class II, Groups E, F, G; and Class III.