

DESCRIPTION

The ET400LVRAT is a small aperture low voltage remodel housing for providing accent and task lighting. This is an AIR-TITE™ housing, for use in non-insulated ceilings. For installations from below the finished ceiling. If ceiling insulation is present, it must be kept 3" from the fixtures on all sides. For use with MR16 lamps.

Catalog #		Type
Project		
Comments		Date
Prepared by		

DESIGN FEATURES

Housing

Die-stamped CRS with powder coat finish.

Remodel Clips

Four remodel clips secure housing and accommodate 1/2" and 5/8" ceiling thickness.

Junction Box

- Six conduit knockouts are uniform 1/2" size with true pryout slots.
- Four pryouts with integral strain relief simplify "NM" non-metallic sheathed cable installation.
- Three quick connect wire connectors included.

Socket

Ceramic socket with reflector disc for bi-pin 12V, MR16 lamps.

Transformer

120V Integral magnetic transformer steps line voltage down to lamp operating voltage.

Support Bar

Support Bar helps support weight of junction box and transformer. Threaded stem can be adjusted for varying ceiling thicknesses.

Thermal Protector

Thermal protector deactivates fixture if overheating occurs due to improper lamping or misapplied insulation.

Labels

- UL/cUL Listed 1598 Luminaire
- UL/cUL Listed for Damp Location
- UL/cUL Listed for Feed Through
- UL/cUL Listed for Wet Location, covered ceiling
- Certified Under ASTM-E283 for air tight construction



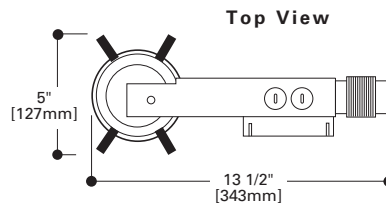
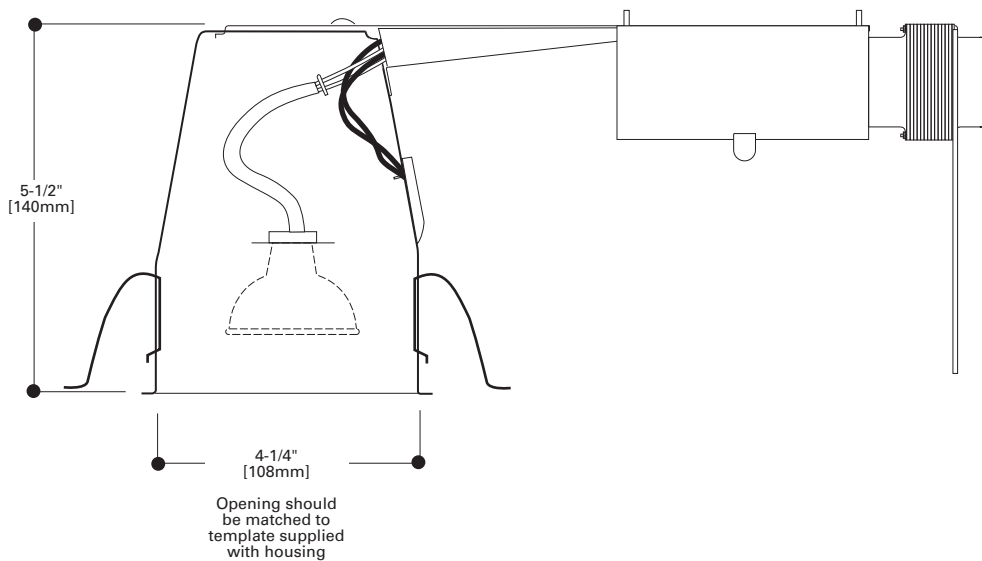
ET400LVRAT

4" Non-Insulated Ceiling AIR-TITE™ Recessed Remodel Housing

4" TRIMS

FOR USE IN NON-INSULATED CEILINGS OR INSULATED CEILINGS BUT INSULATION MUST BE KEPT 3" FROM ALL SIDES OF FIXTURE

FOR USE IN EXISTING CEILINGS



air-tite™
SLED

Quick Connect™

TRIMS

ORDERING INFORMATION SAMPLE NUMBER: ET400LVRAT-ERT403LV

Order housing, trim and accessories separately.

Housing

ET400LVRAT=4" Non-Insulated
Ceiling Small Aperture Low
Voltage Remodel AIR-TITE
Housing

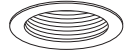
Trims



ERT403LV

Reflector Cone
50W 12V MR16

ERT403LV=Specular Clear Reflector,
Gloss White Trim Ring
ERT403LVG=Specular Gold Reflector,
Gloss White Trim Ring
OD: 5" (127mm)



ERT401LV

Baffle
50W 12V MR16

ERT401LV=Black Baffle, Gloss White Trim Ring
ERT401LVW=White Baffle with Gloss White Trim Ring
OD: 5" (127mm)



ERT402LV

Eyeball
50W 12V MR16

ERT402LV=Gloss White Eyeball, Black Baffle
OD: 5" (127mm)



ERT404LV

Slot Aperture
50W 12V MR16

ERT404LV=Gloss White Slot Trim
OD: 5" (127mm)

Accessories

Filters and Lenses

The following filters and lenses can be substituted for the cover glass (supplied with the trim) for use with MR16 lamps.

Color Filters

L112=Red Gel Filter
L114=Ultraviolet Dichroic Filter
L120=Red Dichroic Filter
L121=Amber Dichroic Filter
L122=Yellow Dichroic Filter
L123=Green Dichroic Filter
L124=Daylight Blue Dichroic Filter
L125=Blue Dichroic Filter
L127=Cosmetic (2700°K) Dichroic Filter
L130=Yellow Gel Filter
L131=Amber Gel Filter

Optical Lenses

L110N=Diffuse Sand Blasted Lens. Provides an even beam spread from MR16 lamps- especially useful in wall washing.
L111=Soft Focus Lens. Smooths irregular beam pattern while maintaining high controlled illumination levels and beam angles.
L113=Prismatic Spread Lens. Provides a symmetrical broadening of MR16 lamp beams.
L115=Fans the MR16 beam to produce a wide rectangular illumination pattern.

DESCRIPTION

The ET400LVRAT is a small aperture low voltage remodel housing for providing accent and task lighting. This is an AIR-TITE™ housing, for use in non-insulated ceilings. For installations from below the finished ceiling. If ceiling insulation is present, it must be kept 3" from the fixtures on all sides. For use with MR16 lamps.

Catalog #		Type
Project		
Comments		Date
Prepared by		

DESIGN FEATURES

Housing

Die-stamped CRS with powder coat finish.

Remodel Clips

Four remodel clips secure housing and accommodate 1/2" and 5/8" ceiling thickness.

Junction Box

- Six conduit knockouts are uniform 1/2" size with true pryout slots.
- Four pryouts with integral strain relief simplify "NM" non-metallic sheathed cable installation.
- Three quick connect wire connectors included.

Socket

Ceramic socket with reflector disc for bi-pin 12V, MR16 lamps.

Transformer

120V Integral magnetic transformer steps line voltage down to lamp operating voltage.

Support Bar

Support Bar helps support weight of junction box and transformer. Threaded stem can be adjusted for varying ceiling thicknesses.

Thermal Protector

Thermal protector deactivates fixture if overheating occurs due to improper lamping or misapplied insulation.

Labels

- UL/cUL Listed 1598 Luminaire
- UL/cUL Listed for Damp Location
- UL/cUL Listed for Feed Through
- UL/cUL Listed for Wet Location, covered ceiling
- Certified Under ASTM-E283 for air tight construction



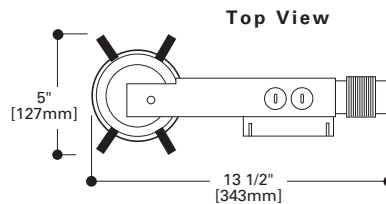
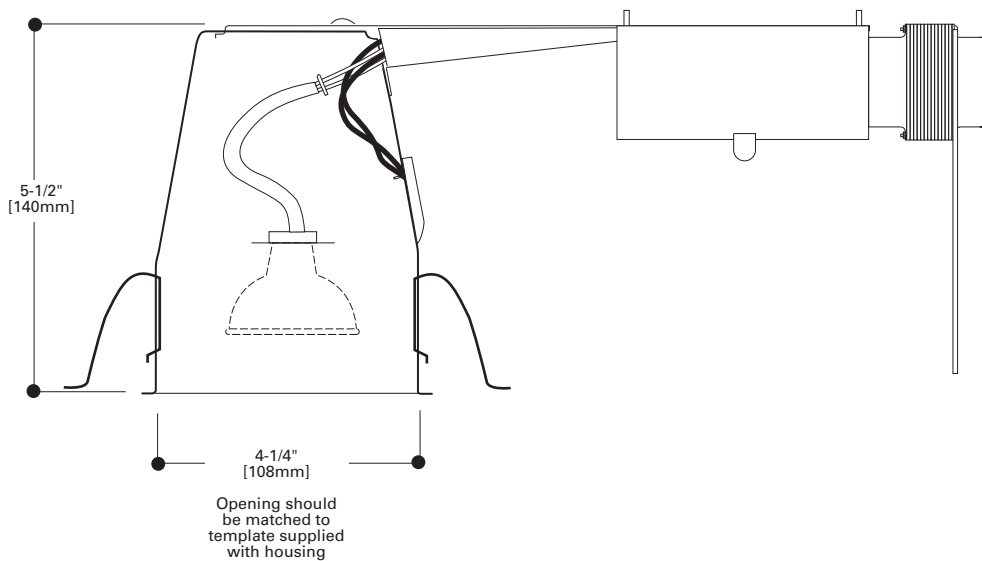
ET400LVRAT

4" Non-Insulated Ceiling AIR-TITE™ Recessed Remodel Housing

4" TRIMS

FOR USE IN NON-INSULATED CEILINGS OR INSULATED CEILINGS BUT INSULATION MUST BE KEPT 3" FROM ALL SIDES OF FIXTURE

FOR USE IN EXISTING CEILINGS



air-tite™
SLED

Quick Connect™

TRIMS

ORDERING INFORMATION SAMPLE NUMBER: ET400LVRAT-ERT403LV

Order housing, trim and accessories separately.

Housing

ET400LVRAT=4" Non-Insulated
Ceiling Small Aperture Low
Voltage Remodel AIR-TITE
Housing

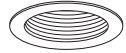
Trims



ERT403LV

Reflector Cone
50W 12V MR16

ERT403LV=Specular Clear Reflector,
Gloss White Trim Ring
ERT403LVG=Specular Gold Reflector,
Gloss White Trim Ring
OD: 5" (127mm)



ERT401LV

Baffle
50W 12V MR16

ERT401LV=Black Baffle, Gloss White Trim Ring
ERT401LVW=White Baffle with Gloss White Trim Ring
OD: 5" (127mm)



ERT402LV

Eyeball
50W 12V MR16

ERT402LV=Gloss White Eyeball, Black Baffle
OD: 5" (127mm)



ERT404LV

Slot Aperture
50W 12V MR16

ERT404LV=Gloss White Slot Trim
OD: 5" (127mm)

Accessories

Filters and Lenses

The following filters and lenses can be substituted for the cover glass (supplied with the trim) for use with MR16 lamps.

Color Filters

L112=Red Gel Filter
L114=Ultraviolet Dichroic Filter
L120=Red Dichroic Filter
L121=Amber Dichroic Filter
L122=Yellow Dichroic Filter
L123=Green Dichroic Filter
L124=Daylight Blue Dichroic Filter
L125=Blue Dichroic Filter
L127=Cosmetic (2700°K) Dichroic Filter
L130=Yellow Gel Filter
L131=Amber Gel Filter

Optical Lenses

L110N=Diffuse Sand Blasted Lens. Provides an even beam spread from MR16 lamps- especially useful in wall washing.
L111=Soft Focus Lens. Smooths irregular beam pattern while maintaining high controlled illumination levels and beam angles.
L113=Prismatic Spread Lens. Provides a symmetrical broadening of MR16 lamp beams.
L115=Fans the MR16 beam to produce a wide rectangular illumination pattern.