

DESCRIPTION:

The ET400ATSB is a Non-IC, AIR-TITE™ housing designed for use with small aperture trims. The shallow height allows it to be used in spaces where vertical height is limited. For use in non-insulated ceilings. If ceiling insulation is present, it must be kept 3" from the fixtures on all sides.

Catalog #		Type
Project		
Comments		Date
Prepared by		

SPECIFICATION FEATURES

Housing

Die-formed CRS with powder coat finish.

Plaster Frame

- Housing is secured in plaster frame with spring barbs.
- The housing can be adjusted in the plaster frame.
- The housing can be removed from the plaster frame to provide access to the junction box.

Junction Box

- Positioned to accommodate straight conduit runs.
- Seven conduit knockouts are uniform 1/2" size with true pry-out slots.
- Four pry-outs with integral strain relief simplify "NM" non-metallic sheathed cable installation.
- Three quick connect wire connectors included.

ALL-NAIL™ BAR HANGERS

Bar Hanger features include:

- Pre-installed nail.
- Mini leveling foot aligns the housing to the bottom of the joist.
- Housing can be positioned at any point within 24" joist spans
- Score lines allow tool-free shortening for narrow joist spacing.
- Bar hangers may be repositioned 90° on plaster frame
- Integral T-bar clip snaps onto T-bars – no additional clips are required

Socket

Adjustable position bracket with porcelain socket and nickel plated brass screw shell provides flexibility in lamp positioning.

Thermal Protector

Thermal protector deactivates fixture if overheating occurs due to improper lamping or misapplied insulation.

Labels

- UL/cUL Listed 1598 Luminaire
- UL/cUL Listed for Damp Location
- UL/cUL Listed for Feed Through
- UL/cUL Listed for Wet Location, covered ceiling
- Certified Under ASTM-E283 for air tight construction



ET400ATSB

4" Non-Insulated

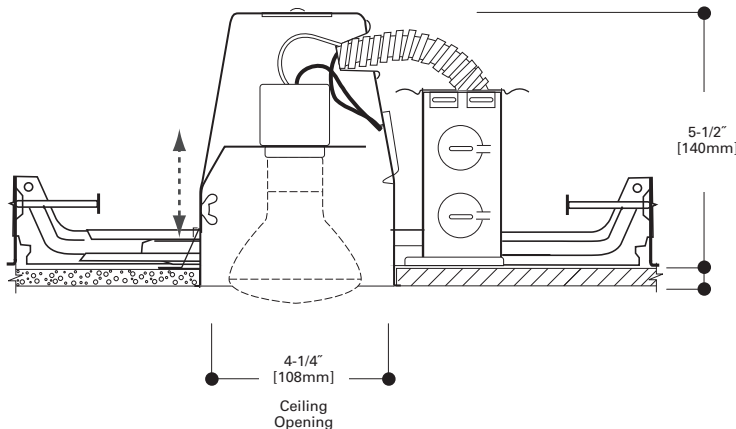
Ceiling

AIR-TITE™

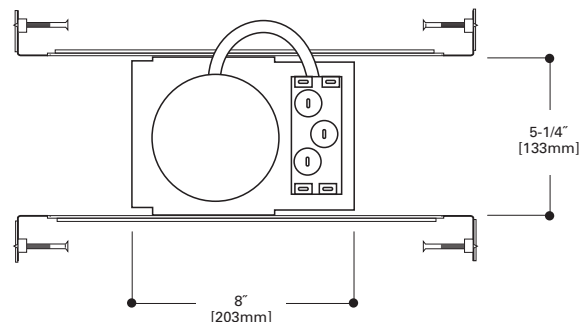
**Recessed Housing
with Adjustable Socket
Bracket**

4" TRIMS

**FOR USE IN NON-
INSULATED CEILINGS
OR
INSULATED CEILINGS
BUT INSULATION
MUST BE KEPT 3"
FROM ALL SIDES OF
FIXTURE**



ADJUSTABLE SOCKET



airtite

**ALL-PRO
ALL-NAIL**

*Quick
Connect*

TRIMS

ORDERING INFORMATION

SAMPLE NUMBER: ET400ATSB-ERT403

Order housing, and trim separately.

Housing

Trims

ET400ATSB=4" AIR-TITE™

Non-Insulated Ceiling
Small Aperture
Housing with
Adjustable Socket
Bracket



ERT403

Clear Reflector Cone**50W R20, 40W A19, 40W R16**

ERT403=Specular Clear Reflector, Gloss White Trim Ring

OD: 4 3/4" (120mm)



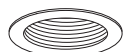
ERT401

Baffle**50W PAR20, 50W R20, 40W R16**

ERT401=Black Plastic Baffle, Gloss White Trim Ring

ERT401WHT=White Plastic Baffle with Gloss White Trim Ring

OD: 4 3/4" (120mm)

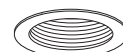


ERT410WHT

White Metal Baffle**50W PAR20, 50W R20, 40W R16**

ERT410WHT=Gloss White Metal Baffle, Gloss White Trim Ring

OD: 5" (127mm)



ERT410

Black Metal Baffle**50W PAR20, 50W R20, 40W R16**

ERT410=Black Metal Baffle, Gloss White Trim Ring

OD: 5" (127mm)



ERT402

Eyeball**40W R16, 60W PAR16**

ERT402=Gloss White Eyeball

OD: 4 3/4" (120mm)



ERT455

Prismatic Glass Lens Shower Light**50W PAR20, 50W R20, 40W A19**

ERT455=Shower Light, Gloss White Trim Ring,

Prismatic Flat Glass Lens

OD: 4 3/4" (120mm)



DESCRIPTION:

The ET400ATSB is a Non-IC, AIR-TITE™ housing designed for use with small aperture trims. The shallow height allows it to be used in spaces where vertical height is limited. For use in non-insulated ceilings. If ceiling insulation is present, it must be kept 3" from the fixtures on all sides.

Catalog #		Type
Project		
Comments		Date
Prepared by		

SPECIFICATION FEATURES

Housing

Die-formed CRS with powder coat finish.

Plaster Frame

- Housing is secured in plaster frame with spring barbs.
- The housing can be adjusted in the plaster frame.
- The housing can be removed from the plaster frame to provide access to the junction box.

Junction Box

- Positioned to accommodate straight conduit runs.
- Seven conduit knockouts are uniform 1/2" size with true pry-out slots.
- Four pry-outs with integral strain relief simplify "NM" non-metallic sheathed cable installation.
- Three quick connect wire connectors included.

ALL-NAIL™ BAR HANGERS

Bar Hanger features include:

- Pre-installed nail.
- Mini leveling foot aligns the housing to the bottom of the joist.
- Housing can be positioned at any point within 24" joist spans
- Score lines allow tool-free shortening for narrow joist spacing.
- Bar hangers may be repositioned 90° on plaster frame
- Integral T-bar clip snaps onto T-bars – no additional clips are required

Socket

Adjustable position bracket with porcelain socket and nickel plated brass screw shell provides flexibility in lamp positioning.

Thermal Protector

Thermal protector deactivates fixture if overheating occurs due to improper lamping or misapplied insulation.

Labels

- UL/cUL Listed 1598 Luminaire
- UL/cUL Listed for Damp Location
- UL/cUL Listed for Feed Through
- UL/cUL Listed for Wet Location, covered ceiling
- Certified Under ASTM-E283 for air tight construction



ET400ATSB

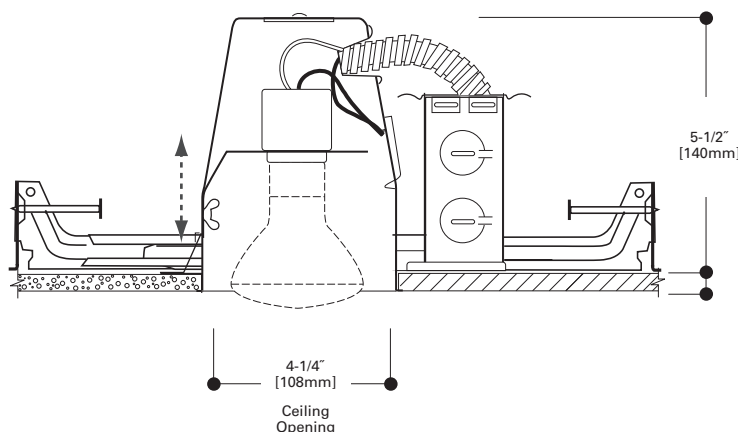
4" Non-Insulated Ceiling

AIR-TITE™

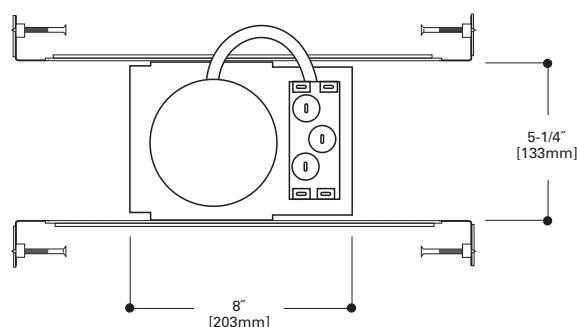
Recessed Housing with Adjustable Socket Bracket

4" TRIMS

FOR USE IN NON-INSULATED CEILINGS OR INSULATED CEILINGS BUT INSULATION MUST BE KEPT 3" FROM ALL SIDES OF FIXTURE



ADJUSTABLE SOCKET



airtite™

ALL-PRO
ALL-NAIL

Quick Connect™

TRIMS

ORDERING INFORMATION

SAMPLE NUMBER: ET400ATSB-ERT403

Order housing, and trim separately.

Housing

Trims

ET400ATSB=4" AIR-TITE™

Non-Insulated Ceiling
Small Aperture
Housing with
Adjustable Socket
Bracket



ERT403

Clear Reflector Cone**50W R20, 40W A19, 40W R16**

ERT403=Specular Clear Reflector, Gloss White Trim Ring

OD: 4 3/4" (120mm)



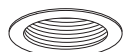
ERT401

Baffle**50W PAR20, 50W R20, 40W R16**

ERT401=Black Plastic Baffle, Gloss White Trim Ring

ERT401WHT=White Plastic Baffle with Gloss White Trim Ring

OD: 4 3/4" (120mm)

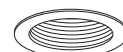


ERT410WHT

White Metal Baffle**50W PAR20, 50W R20, 40W R16**

ERT410WHT=Gloss White Metal Baffle, Gloss White Trim Ring

OD: 5" (127mm)



ERT410

Black Metal Baffle**50W PAR20, 50W R20, 40W R16**

ERT410=Black Metal Baffle, Gloss White Trim Ring

OD: 5" (127mm)



ERT402

Eyeball**40W R16, 60W PAR16**

ERT402=Gloss White Eyeball

OD: 4 3/4" (120mm)



ERT455

Prismatic Glass Lens Shower Light**50W PAR20, 50W R20, 40W A19**

ERT455=Shower Light, Gloss White Trim Ring,

Prismatic Flat Glass Lens

OD: 4 3/4" (120mm)

