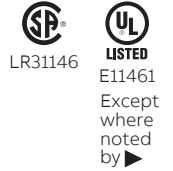
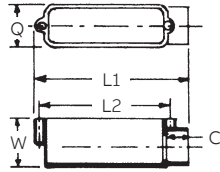


Conduit bodies and fittings

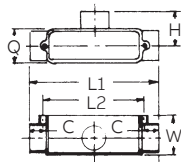
For use with Schedule 40 and 80 conduit

Feature unthreaded hubs and textured lids with foam-in-place gaskets.



Conduit bodies - Type E

Cat. No.	Size (in.)	Std. Ctn.	Dimensions (in.)					Vol. Cu. (in.)
			C	Typical max. L1	Typical L2	Max. Q	Max. W	
988D	1/2	25	1/16	4 ⁵ / ₁₆	3 ¹ / ₂	1 ¹¹ / ₃₂	1 ¹ / ₂	4.0
E988E	3/4	20	2 ⁹ / ₃₂	6 ¹¹ / ₃₂	5 ⁹ / ₃₂	1 ³ / ₄	2 ¹ / ₃₂	12.0
E988F	1	10	2 ⁹ / ₃₂	6 ¹¹ / ₃₂	5 ⁹ / ₃₂	1 ³ / ₄	2 ¹ / ₃₂	12.0
E988G	1 1/4	10	1 ³ / ₃₂	8	6 ¹³ / ₃₂	2 ¹ / ₂	2 ³ / ₄	32.0
E988H	1 1/2	10	1 ³ / ₃₂	8	6 ¹³ / ₃₂	2 ¹ / ₂	2 ³ / ₄	32.0
E988J	2	5	1 ⁵ / ₃₂	9 ¹⁵ / ₃₂	8 ¹³ / ₃₂	3 ⁵ / ₃₂	31 ⁵ / ₃₂	63.0



Conduit bodies - Type C

Cat. No.	Size (in.)	Std. Ctn.	Dimensions (in.)					Vol. Cu. (in.)
			C	Typical max. L1	Typical L2	Max. Q	Max. W	
E987D	1/2	25	1 ¹ / ₁₆	4 ¹¹ / ₁₆	3 ¹ / ₂	1 ¹¹ / ₃₂	1 ¹ / ₂	4.0
E987E-CAR	3/4	10	2 ⁹ / ₃₂	6 ⁷ / ₈	5 ³² / ₆₄	1 ³ / ₄	2 ¹ / ₃₂	12.0
E987F-CAR	1	10	2 ⁹ / ₃₂	6 ⁷ / ₈	5 ⁹ / ₃₂	1 ³ / ₄	2 ¹ / ₃₂	12.0
E987G	1 1/4	10	1 ³ / ₃₂	8 ²¹ / ₃₂	6 ¹³ / ₃₂	2 ¹ / ₂	2 ³ / ₄	32.0
E987H	1 1/2	10	1 ³ / ₃₂	8 ²¹ / ₃₂	6 ¹³ / ₃₂	2 ¹ / ₂	2 ³ / ₄	32.0
E987J	2	15	1 ⁵ / ₃₂	10 ⁵ / ₁₆	8 ¹³ / ₃₂	3 ⁵ / ₃₂	31 ¹⁵ / ₃₂	63.0