ELLIOTT ELECTRIC SUPPLY
We Deliver...Lower Cost, Quality Products, & Personal Service
2310 N. Stallings Dr.
Nacogdoches, TX 75964-0
Phone: 9365697941
Fax: 9365604685



DVCL153PWH DIVA 150W LED 3WAY WHITE

LUTRON

Catalog Number	DVCL153PWH
Manufacturer	LUTRON
Description	Dimmable Bulb, Wallbox Switch, 120 V, 150 W;6000 W, 60 Hz, Dimmable CFL/LED;Incandescent/Halogen Lamp, Wall Mount, 2.94 in Length, 2.75 in Width, 4.69 in Height, White, +32 °F Operating Temperature, +104 °F Operating Temperature, 1 yr Warranty, 0.25 lb/EA
Weight per unit	0.2500 (lbs/each)
Product Category	Lighting Dimmers

Features

Connection Type	Wire Leads
Material	Plastic/Metal
Poles	1
Switch Type	Paddle Switch
Voltage Rating	120
Wattage	600
Actuator	Paddle Switch
Connection	Wire Leads
Insulation	Plastic
Media	Yes

Material, Color, and Finish

Finish	Gloss

Dimensions and Weight

Size	4.69 x 2.94;119 x 75

ELLIOTT ELECTRIC SUPPLY
We Deliver...Lower Cost, Quality Products, & Personal Service
2310 N. Stallings Dr.
Nacogdoches, TX 75964-0
Phone: 9365697941
Fax: 9365604685

Descriptions

Description	DIVA 150W LED 3WAY WHITE
Features	The Lutron Diva LED+ Dimmer Switch delivers superior, flicker-free LED dimming performance and is backed by the trusted quality of America's #1 dimmer. Tested on thousands of bulbs and dozens of brands, the Diva LED+ is designed to provide optimal dimming compatibility with a wide range of dimmable LED, incandescent, and halogen bulbs. Lutron's patented dimming technology helps optimize the dimming range of compatible bulbs while minimizing interference from other dimmers in the home. The rocker switch tur
Long Description	Diva LED+ Dimmer - Gloss Finish, LED, Incandescent/Halogen, 3-way/single-pole, 150W LED or 600W inc/hal in white
Product Type	Diva Led+ Dimmer White
Special Features	Controls 150 W dimmable LED/CFL (screw-base), 600 W incandescent, or halogen loads. Paddle turns on/off. Slide up to brighten, down to dim. Provides reliable dimming of dimmable LEDs/CFLs, as well as halogens and incandescents.
Extra Long Description	LUT DVCL-153P-WH DIVA CFL/LED BOXED

Manufacturer Information

Brand	LUTRON ELECTRONICS
GTIN	00027557003056
Manufacturers Part Number	DVCL-153P-WH
UPC	784276

Taxonomies, Classifications, and Categories

Category Description	Residential dimmers, motion sensors, controls, & photo cells
Type	Dimmer, 3-way/single-pole

Packaging

Carton	1
Weight Per Each	0.2500 (lbs/each)

Uses, Certifications, and Standards

Application	Lighting Control
Enclosure	Plastic
Mounting	WALLBOX
Operating Temperature	32 to 104
Environmental Conditions	Indoor use only
Standard	UL, CSA, NOM

369682h 1 04.08.24

Diva LED+ Dimmer

Dimmer for dimmable LED, CFL, halogen, and incandescent bulbs.

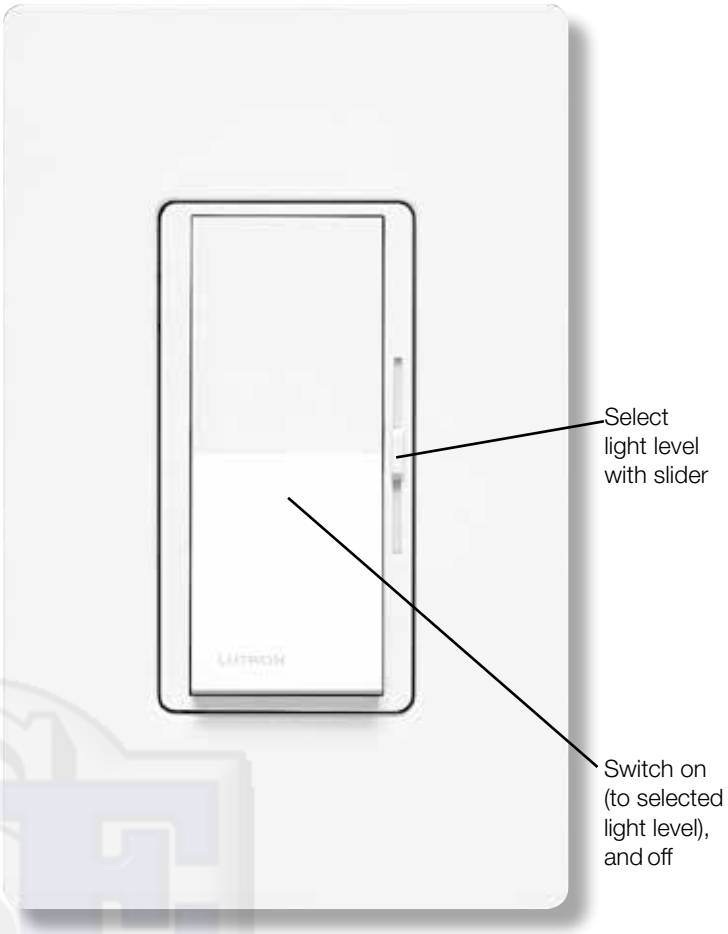

Features

- Large paddle switch with a captive linear-slide dimmer for a standard designer wallplate opening.
- LED+ includes the most advanced technology for superior dimming of LED, CFL, halogen, and incandescent bulbs.
- UL Listed to control:
  - — Dimmable LEDs
  - — Dimmable compact fluorescent lamps (CFL) with integrated ballast
  - — Lutron LTEA Hi-lume 1% forward-phase LED driver
  - — Halogen
  - — Incandescent
- Low-end adjustment to accommodate a wide range of bulbs.
- 100% factory tested.
- Formerly C•L.
- Coordinating Claro and Stainless Steel wallplates available separately.

Application Requirements

- ***When dimming LEDs or CFLs, only bulbs marked or rated as DIMMABLE may be used.***
- For a complete list of compatible DIMMABLE LEDs please visit www.lutron.com/LEDfinder
- Some DIMMABLE LEDs and CFLs require a minimum number of bulbs for proper operation. For details and a list of bulbs, please visit www.lutron.com/LEDfinder

Model Numbers

DVCL-153P-XX[1,2]	Gloss Finish, Single pole/3-way[3]
DVCL-153PH-XXC[4]	Gloss Finish, Single pole/3-way[3]
DVSCCL-153P-XX[1]	Satin Finish, Single pole/3-way[3]

Packages	Includes
DVWCL-153PH-XX[1,5]	1 DVCL-153P-XX and 1 CW-1-XX (single-gang wallplate)
DVWCL-153PH-XXC[6]	1 DVCL-153P-XX-C and 1 CW-1-XX (single-gang wallplate)

[1] "XX" in the model number represents color/finish code; see "Colors and Finishes" on page 3.
[2] For clamshell packaging, add "H" after "153P".
[3] For 3-way and 4-way switching, use Claro switches or other mechanical switches.
[4] Clamshell packaged product for Canada.
[5] Clamshell packaged product. Available in AL, IV, LA, and WH.
[6] Clamshell packaged product for Canada. Available in LA and WH.

Job Name:	Model Numbers:
Job Number:	

Specifications

Regulatory Approvals

- UL Listed to US and Canadian safety requirements UL1472/CSA C22.2 184.1
- NOM

Power and Ratings

- 120 V~ 60 Hz
- 150 W dimmable LED/CFL

or

- 600 W incandescent/halogen

or

- Mixed bulb type per **Multigang and Mixed Bulb Type Ratings** table (see page 5)

or

- 250 W Lutron LTEA Hi-lume 1% forward-phase LED driver (maximum 6 drivers)

Environment

- For indoor use only.
- Operating temperatures 32 °F to 104 °F (0 °C to 40 °C).

Performance

- Power-failure memory
- Captive linear slider
- Electrostatic discharge tested
- Precise color matching
- Mechanical air-gap switch to disconnect load power

Warranty

- 1 Year Limited Warranty
  For additional Warranty information, please visit www.lutron.com/TechnicalDocumentLibrary/369-119_Wallbox_Warranty.pdf

Dimensions

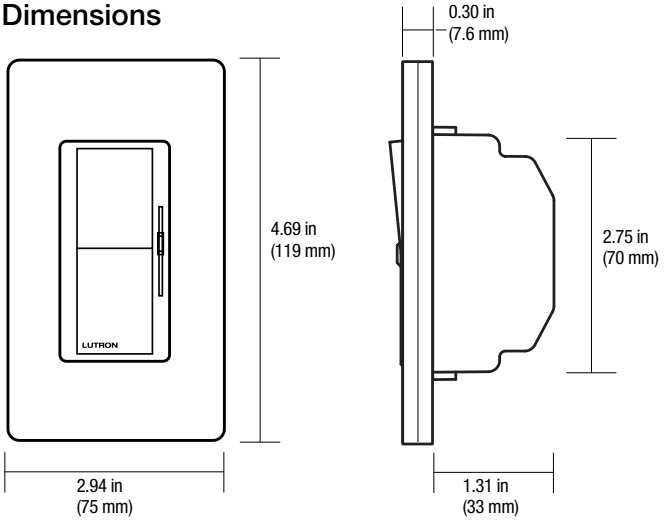

Note: Requires a U.S. wallbox 2½ in (64 mm) deep minimum.

Job Name:	Model Numbers:
Job Number:	

Colors and Finishes

Add color/finish code to model #
Example: DVCL-153P-WH

Gloss Finishes


White
WH


Ivory
IV


Almond
AL


Light Almond
LA


Gray
GR


Brown
BR


Black
BL

Satin Finishes


Brilliant White
BW


Glacier White
GL


Snow
SW


Architectural White
RW


Lunar Gray
LG


Mist
MI


Pebble
PB


Cobblestone
CS


Slate
SL


Midnight
MN


Biscuit
BI


Sand
SD


Taupe
TP


Pumice
PM


Clay
CY


Sage
SA


Espresso
EP


Truffle
TF


Deep Sea
DE


Signal Red
SR

Due to printing limitations, colors and finishes shown cannot be guaranteed to perfectly match actual product colors.

- Color chip keychains are available for more precise color matching:
  Gloss Finishes: DG-CK-1
  Satin Finishes: SF-CK-1
  For coordinating wallplates and accessories, visit lutron.com/claro

Job Name:	Model Numbers:
Job Number:	

Multigang and Mixed-Bulb-Type Ratings

When installing more than one dimmer in the same wallbox, it may be necessary to remove some side sections prior to wiring **(see diagram)**. Removal of dimmer side sections may reduce maximum wattage, as shown in the chart below.

Mixing bulb types **(using a combination of LED/CFL, and incandescent/halogen bulbs)** will also affect the maximum ratings, as shown in the chart below.

*EXAMPLE: If one set of side sections is removed and you have three 10 W LED bulbs installed (Total LED Wattage = 30 W), you may add up to 300 W of incandescent or halogen lighting.

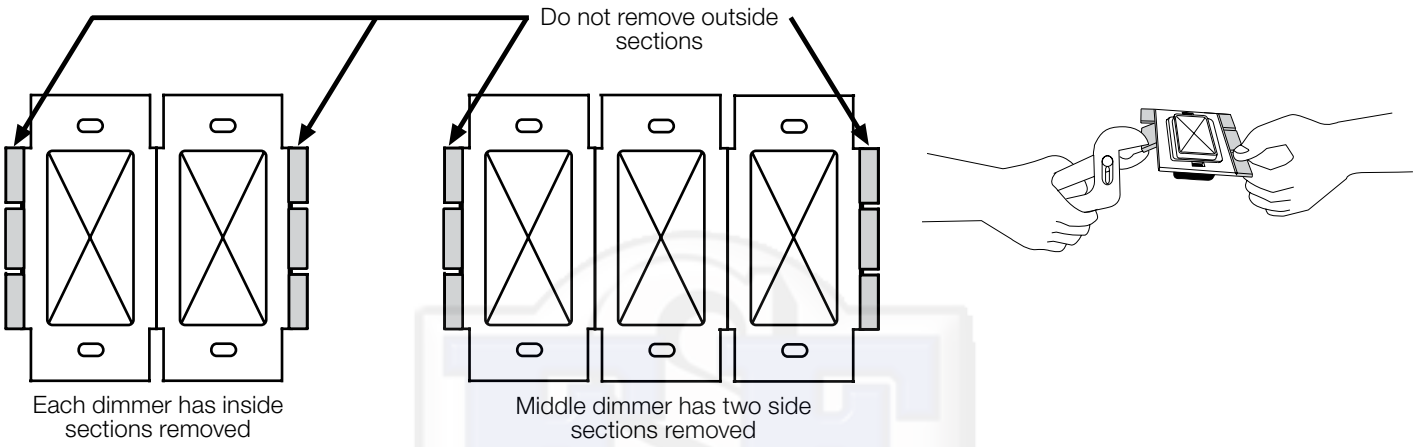

Total LED/CFL Wattage Installed (Wattage per bulb x # of bulbs) LED CFL		Maximum Allowable Incandescent/Halogen Wattage INC/HAL		
		No sides removed	1 side removed	2 sides removed
0 W	+	600 W	500 W	400 W
1 W – 25 W	+	500 W	400 W	300 W
26 W – 50 W	+	400 W	300 W	200 W
51 W – 75 W	+	300 W	200 W	100 W
76 W – 100 W	+	200 W	100 W	50 W
101 W – 125 W	+	100 W	50 W	0 W
126 W – 150 W	+	0 W	0 W	0 W

Job Name:	Model Numbers:
Job Number:	

Operation (View with wallplate removed)

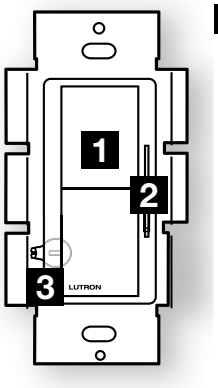

1 Switch

Turns lights ON and OFF.

2 Slider

Controls light level.

\+ **Up**
Increases light level

– **Down**
Decreases light level

IMPORTANT: Set slider to bottom before adjusting dimming range.

Lever-type Adjustment Dial

3 Adjustment lever

Sets low end dimming limit.

Up (clockwise)
Increases brightness

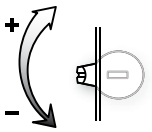

Down (counter-clockwise)
Decreases brightness

OR

Wheel-type Adjustment Dial

3 Adjustment dial

Sets low end dimming limit.

Up (clockwise)
Decreases brightness

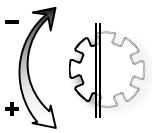

Down (counter-clockwise)
Increases brightness

Job Name:	Model Numbers:
Job Number:	

369682h 6 04.08.24

Wiring Diagrams

Single-Pole Wiring

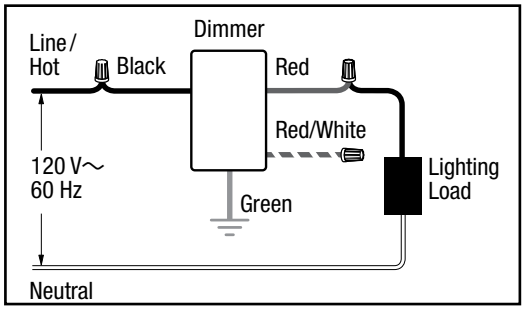

3-Way Wiring

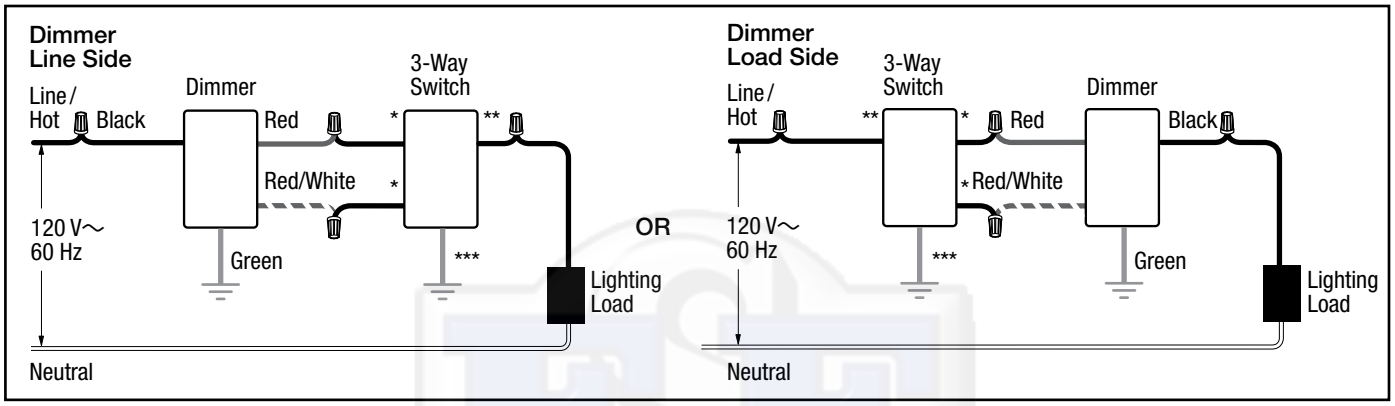

4-Way Wiring

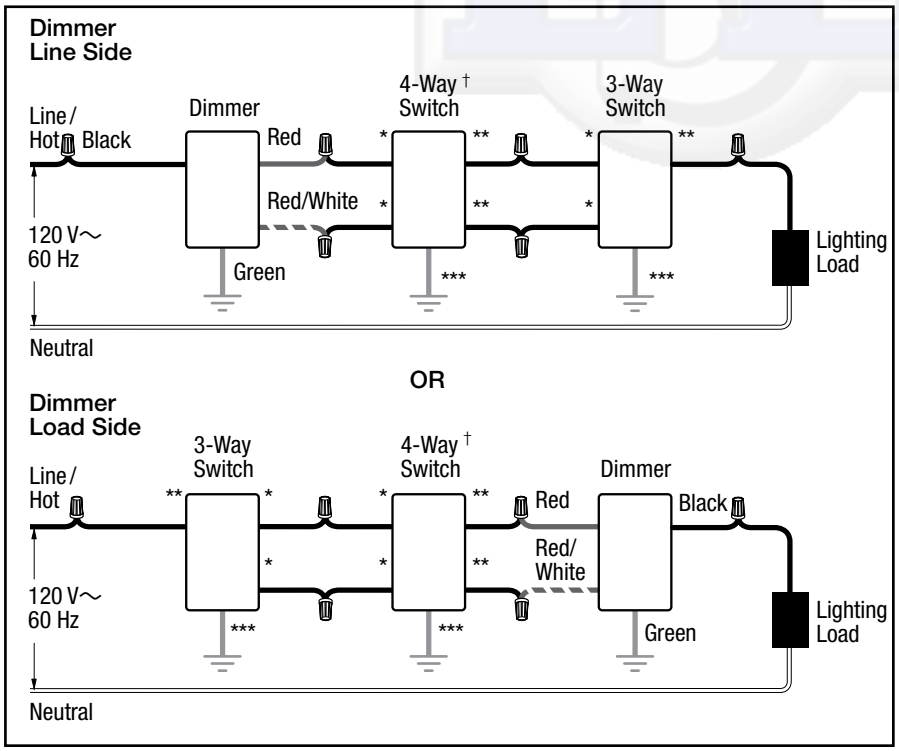

* or Copper/Black screw terminal

** or Brass/Gold screw terminal

*** or Green screw terminal

† Please refer to the switch's instruction sheet for proper wiring.

Note for 4-Way Wiring:
Dimmer must be installed Line Side or Load Side. It cannot be installed in the 4-way location.

The Lutron logo, Lutron, Claro, C•L, Hi-lume, LED+, Satin Colors and Diva are trademarks or registered trademarks of Lutron Electronics Co., Inc. in the US and/or other countries.

All other product names, logos, and brands are property of their respective owners.

LUTRON SPECIFICATION SUBMITTAL Page

Job Name:	Model Numbers:
Job Number:	