



d-series

D-Series Size 1 LED Flood Luminaire



Catalog
Number

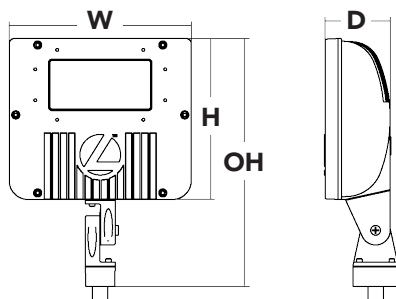
Notes

Type

Hit the Tab key or mouse over the page to see all interactive elements.

Specifications

EPA:	0.6 ft ² (0.05 m ²)
Depth:	3-1/8" (8.0 cm)
Width:	8-7/8" (22.4 cm)
Height:	7-3/4" (19.8 cm)
Overall Height	12" (30.5 cm)
Weight:	7.2 lbs (3.3 kg)



Introduction

The D-Series Size 1 Flood features precision optics to beautifully illuminate a variety of applications while its sleek, compact styling blends seamlessly with the environment.

The D-Series Flood reflector systems and cutting-edge chip-on-board LED technology produce low field-to-beam ratios for minimal spill light and incredible photometric performance. It's the ideal long-life replacement for 50 - 150W metal halide floods, with typical energy savings of 72% and expected service life of over 100,000 hours.

Ordering Information

EXAMPLE: DSXF1 LED 2 A530/40K MSP MVOLT THK DDBXD

DSXF1 LED							
Series	Light Engines	Performance Package	Distribution	Voltage	Mounting	Options	Finish <i>(required)</i>
DSXF1 LED	1 One COB engine 2 Two COB engines	530 mA options: A530/30K 3000K A530/40K 4000K A530/50K 5000K	NSP Narrow spot MSP Medium spot MFL Medium flood FL Flood WFL Wide flood WFR Wide flood, rectangular HMF Horizontal flood	MVOLT ¹ 120 ¹ 208 ¹ 240 ¹ 277 ¹	Shipped included THK Knuckle with 1/2" NPS threaded pipe IS Integral slipfitter (fits 2-3/8" O.D. tenon) Shipped separately ² DSXF1/2TS Tenon slipfitter (2-3/8" O.D. THK required)	Shipped installed PE Photocontrol, button style ³ SF Single fuse (120, 277V) ⁴ Shipped separately ² UBV Upper/bottom visor (universal) FV Full visor VG Vandal guard	DDBXD Dark bronze DBLXD Black DNAXD Natural aluminum DWHXD White

Stock configurations are offered for shorter lead times:

Standard Part Number	Stock Part Number
DSXF1 LED 1 A530/40K WFL MVOLT THK DDBXD	DSXF1 LED 1 40K
DSXF1 LED 1 A530/50K WFL MVOLT THK DDBXD	DSXF1 LED 1 50K
DSXF1 LED 2 A530/40K WFL MVOLT THK DDBXD	DSXF1 LED 2 40K
DSXF1 LED 2 A530/50K WFL MVOLT THK DDBXD	DSXF1 LED 2 50K

Accessories

Ordered and shipped separately.

DSXF1/2TS DDBXD U	Slipfitter for 1-1/4" to 2-3/8" OD tenons; mates with 1/2" threaded knuckle (specify finish)
FRWB DDBXD U	Radius wall bracket, 2-3/8" OD tenon (specify finish)
FSPB DDBXD U	Steel square pole bracket, 2-3/8" OD tenon (specify finish)
DSXF1UBV DDBXD U	Upper/bottom visor accessory (specify finish)
DSXF1FV DDBXD U	Full visor accessory (specify finish)
DSXF1VG U	Vandal guard accessory

For more mounting options, visit our [Floodlighting Accessories](#) pages.

NOTES

- ¹ MVOLT driver operates on any line voltage from 120-277V (50/60 Hz). Specify 120, 208, 240 or 277 options only when ordering with fusing (SF option) or photocontrol (PE).
- ² Also available as separate accessories; see Accessories information at left.
- ³ Photocontrol (PE) requires 120, 208, 240 or 277 voltage option.
- ⁴ Single fuse (SF) requires 120 or 277 voltage option.



Performance Data

Lumen Output

Lumen values are from photometric tests performed in accordance with IESNA LM-79-08. Data is considered to be representative of the configurations shown, within the tolerances allowed by Lighting Facts. Actual performance may differ as a result of end-user environment and application. Actual wattage may differ by +/- 8% when operating between 120-480V +/- 10%. Contact factory for performance data on any configurations not shown here.

Light Engines	Drive Current (mA)	Performance Package	System Watts	Dist. Type	Field Angle		Beam Angle		30K (3000K, 70 CRI)			40K (4000K, 70 CRI)			50K (5000K, 70 CRI)		
					°H	°V	°H	°V	Max Cd	Lumens	LPW	Max Cd	Lumens	LPW	Max Cd	Lumens	LPW
1	530	A530/-K	19W	NSP	48	49	19	19	7062	1408	74	7300	1692	89	7277	1700	89
				MSP	50	48	24	23	6782	1541	81	6740	1923	101	6719	1916	101
				MFL	60	60	47	46	2249	1316	69	2806	1581	83	2797	1588	84
				FL	85	84	63	62	1845	1752	92	1855	2105	111	1849	2115	111
				WFL	106	106	71	72	1301	1739	92	1391	1995	105	1387	2099	110
				WFR	107	88	85	64	1279	1764	93	1386	2119	112	1381	2129	112
				HMF	100	62	80	13	1445	771	41	1259	927	49	1255	931	49
2	530	A530/-K	37W	NSP	48	49	19	19	13,379	2668	72	13,803	3206	87	13,760	3221	87
				MSP	50	48	24	23	12,850	2920	79	12,744	3643	98	12,704	3631	98
				MFL	60	60	47	46	4260	2493	67	5305	2995	81	5288	3009	81
				FL	85	84	63	62	3496	3320	90	3507	3989	108	3496	4008	108
				WFL	106	106	71	72	2465	3294	89	2630	3958	107	2622	3977	107
				WFR	107	88	85	64	2422	3342	90	2620	4015	109	2612	4034	109
				HMF	100	62	80	13	2738	1462	40	2381	1756	47	2374	1764	48

Lumen Ambient Temperature (LAT) Multipliers

Use these factors to determine relative lumen output for average ambient temperatures from 0-40°C (32-104°F).

Ambient	Lumen Multiplier
0°C	1.07
10°C	1.04
20°C	1.02
25°C	1.00
30°C	0.98
40°C	0.95

Projected LED Lumen Maintenance

Data references the extrapolated performance projections for the **DSXF1 LED 2 A530** platform based on 8400 hours of LED testing (tested per IESNA LM-80-08 and projected per IESNA TM-21-11).

To calculate LLF, use the lumen maintenance factor that corresponds to the desired number of operating hours below. For other lumen maintenance values, contact factory.

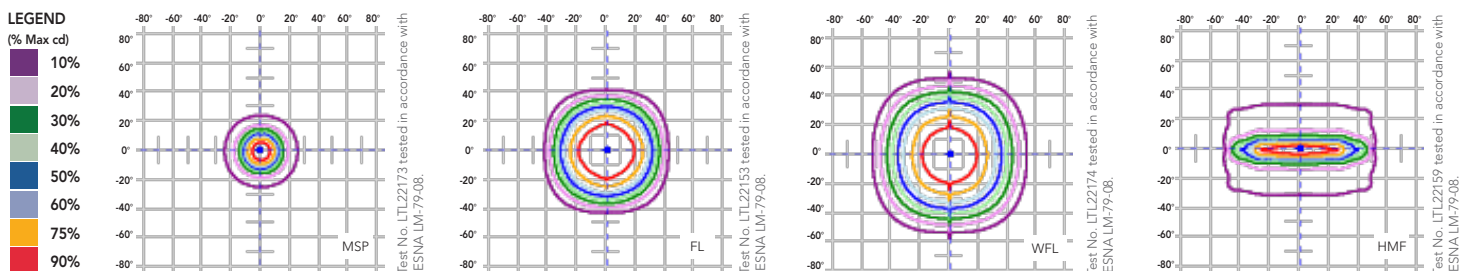
Operating Hours	0	25,000	50,000	100,000
Lumen Maintenance Factor	1.0	0.94	0.90	0.80

Electrical Load

Light Engines	Drive Current (mA)	System Watts	Current (A)					
			120	208	240	277	347	480
1	530	19W	0.16	0.1	0.09	0.08	-	-
2	530	37W	0.32	0.19	0.17	0.15	-	-

Photometric Diagrams

Iscandela plots for the DSXF1 LED 2 A530/40K.



Mounting, Options and Accessories



FEATURES & SPECIFICATIONS

INTENDED USE

The sleek design of the D-Series Size 1 Flood reflects the embedded high performance LED technology. It is ideal for landscape, signage and accent lighting in many commercial and residential applications.

CONSTRUCTION

Die-cast aluminum housing has integral heat sink fins to optimize thermal management through conductive and convective cooling. The LED driver is mounted in direct contact with the casting to promote low operating temperature and long life. Housing is completely sealed against moisture and environmental contaminants (IP65). Low EPA (0.6 ft²) for optimized wind loading.

FINISH

Exterior parts are protected by a zinc-infused Super Durable TGIC thermoset powder coat finish that provides superior resistance to corrosion and weathering. A tightly controlled multi-stage process ensures a minimum 3 mils thickness for a finish that can withstand extreme climate changes without cracking or peeling.

OPTICS

A variety of precision-molded vacuum-metallized specular reflectors are engineered for superior field-to-beam ratios, uniformity and spacing. Light engines are available in 3000K (70 CRI min.), 4000K (70 CRI min.) or 5000K (70 CRI min.) configurations. Optional visors offer additional versatility.

ELECTRICAL

Light engine(s) consist of chip-on-board (COB) LEDs directly coupled to the housing to maximize heat dissipation and promote long life (100,000 hrs, L80). Single-engine unit uses a Class 2 electronic driver; dual-engine unit uses a Class 1 electronic driver. Both drivers have a power factor >90%, THD <20%, and an expected life of 100,000 hours. Surge protection meets a minimum Category C Low operation (per ANSI/IEEE C62.41.2).

INSTALLATION

Integral adjustable knuckle with 1/2-14NPS threaded pipe, tenon slipfitter, or integral slipfitter, facilitates quick and easy installation to a variety of mounting accessories. This secure connection enables the D-Series Size 1 to withstand up to a 1.5 G vibration load rating per ANSI C136.31.

LISTINGS

CSA certified to U.S. and Canadian standards. Luminaire is IP65 rated. Rated for -40°C minimum ambient.

DesignLights Consortium® (DLC) qualified product. Not all versions of this product may be DLC qualified. Please check the DLC Qualified Products List at www.designlights.org to confirm which versions are qualified.

WARRANTY

Five year limited warranty. Full warranty terms located at www.acuitybrands.com/CustomerResources/Terms_and_conditions.aspx.

Note: Specifications subject to change without notice.



d-series

D-Series Size 1 LED Flood Luminaire



Catalog
Number

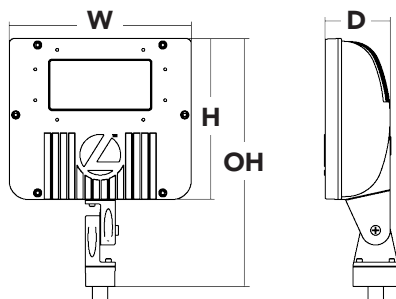
Notes

Type

Hit the Tab key or mouse over the page to see all interactive elements.

Specifications

EPA:	0.6 ft ² (0.05 m ²)
Depth:	3-1/8" (8.0 cm)
Width:	8-7/8" (22.4 cm)
Height:	7-3/4" (19.8 cm)
Overall Height	12" (30.5 cm)
Weight:	7.2 lbs (3.3 kg)



Introduction

The D-Series Size 1 Flood features precision optics to beautifully illuminate a variety of applications while its sleek, compact styling blends seamlessly with the environment.

The D-Series Flood reflector systems and cutting-edge chip-on-board LED technology produce low field-to-beam ratios for minimal spill light and incredible photometric performance. It's the ideal long-life replacement for 50 - 150W metal halide floods, with typical energy savings of 72% and expected service life of over 100,000 hours.

Ordering Information

EXAMPLE: DSXF1 LED 2 A530/40K MSP MVOLT THK DDBXD

DSXF1 LED							
Series	Light Engines	Performance Package	Distribution	Voltage	Mounting	Options	Finish <i>(required)</i>
DSXF1 LED	1 One COB engine 2 Two COB engines	530 mA options: A530/30K 3000K A530/40K 4000K A530/50K 5000K	NSP Narrow spot MSP Medium spot MFL Medium flood FL Flood WFL Wide flood WFR Wide flood, rectangular HMF Horizontal flood	MVOLT ¹ 120 ¹ 208 ¹ 240 ¹ 277 ¹	Shipped included THK Knuckle with 1/2" NPS threaded pipe IS Integral slipfitter (fits 2-3/8" O.D. tenon) Shipped separately ² DSXF1/2TS Tenon slipfitter (2-3/8" O.D. THK required)	Shipped installed PE Photocontrol, button style ³ SF Single fuse (120, 277V) ⁴ Shipped separately ² UBV Upper/bottom visor (universal) FV Full visor VG Vandal guard	DDBXD Dark bronze DBLXD Black DNAXD Natural aluminum DWHXD White

Stock configurations are offered for shorter lead times:

Standard Part Number	Stock Part Number
DSXF1 LED 1 A530/40K WFL MVOLT THK DDBXD	DSXF1 LED 1 40K
DSXF1 LED 1 A530/50K WFL MVOLT THK DDBXD	DSXF1 LED 1 50K
DSXF1 LED 2 A530/40K WFL MVOLT THK DDBXD	DSXF1 LED 2 40K
DSXF1 LED 2 A530/50K WFL MVOLT THK DDBXD	DSXF1 LED 2 50K

Accessories

Ordered and shipped separately.

DSXF1/2TS DDBXD U	Slipfitter for 1-1/4" to 2-3/8" OD tenons; mates with 1/2" threaded knuckle (specify finish)
FRWB DDBXD U	Radius wall bracket, 2-3/8" OD tenon (specify finish)
FSPB DDBXD U	Steel square pole bracket, 2-3/8" OD tenon (specify finish)
DSXF1UBV DDBXD U	Upper/bottom visor accessory (specify finish)
DSXF1FV DDBXD U	Full visor accessory (specify finish)
DSXF1VG U	Vandal guard accessory

For more mounting options, visit our [Floodlighting Accessories](#) pages.

NOTES

- ¹ MVOLT driver operates on any line voltage from 120-277V (50/60 Hz). Specify 120, 208, 240 or 277 options only when ordering with fusing (SF option) or photocontrol (PE).
- ² Also available as separate accessories; see Accessories information at left.
- ³ Photocontrol (PE) requires 120, 208, 240 or 277 voltage option.
- ⁴ Single fuse (SF) requires 120 or 277 voltage option.



Performance Data

Lumen Output

Lumen values are from photometric tests performed in accordance with IESNA LM-79-08. Data is considered to be representative of the configurations shown, within the tolerances allowed by Lighting Facts. Actual performance may differ as a result of end-user environment and application. Actual wattage may differ by +/- 8% when operating between 120-480V +/- 10%. Contact factory for performance data on any configurations not shown here.

Light Engines	Drive Current (mA)	Performance Package	System Watts	Dist. Type	Field Angle		Beam Angle		30K (3000K, 70 CRI)			40K (4000K, 70 CRI)			50K (5000K, 70 CRI)		
					°H	°V	°H	°V	Max Cd	Lumens	LPW	Max Cd	Lumens	LPW	Max Cd	Lumens	LPW
1	530	A530/-K	19W	NSP	48	49	19	19	7062	1408	74	7300	1692	89	7277	1700	89
				MSP	50	48	24	23	6782	1541	81	6740	1923	101	6719	1916	101
				MFL	60	60	47	46	2249	1316	69	2806	1581	83	2797	1588	84
				FL	85	84	63	62	1845	1752	92	1855	2105	111	1849	2115	111
				WFL	106	106	71	72	1301	1739	92	1391	1995	105	1387	2099	110
				WFR	107	88	85	64	1279	1764	93	1386	2119	112	1381	2129	112
				HMF	100	62	80	13	1445	771	41	1259	927	49	1255	931	49
2	530	A530/-K	37W	NSP	48	49	19	19	13,379	2668	72	13,803	3206	87	13,760	3221	87
				MSP	50	48	24	23	12,850	2920	79	12,744	3643	98	12,704	3631	98
				MFL	60	60	47	46	4260	2493	67	5305	2995	81	5288	3009	81
				FL	85	84	63	62	3496	3320	90	3507	3989	108	3496	4008	108
				WFL	106	106	71	72	2465	3294	89	2630	3958	107	2622	3977	107
				WFR	107	88	85	64	2422	3342	90	2620	4015	109	2612	4034	109
				HMF	100	62	80	13	2738	1462	40	2381	1756	47	2374	1764	48

Lumen Ambient Temperature (LAT) Multipliers

Use these factors to determine relative lumen output for average ambient temperatures from 0-40°C (32-104°F).

Ambient	Lumen Multiplier
0°C	1.07
10°C	1.04
20°C	1.02
25°C	1.00
30°C	0.98
40°C	0.95

Projected LED Lumen Maintenance

Data references the extrapolated performance projections for the **DSXF1 LED 2 A530** platform based on 8400 hours of LED testing (tested per IESNA LM-80-08 and projected per IESNA TM-21-11).

To calculate LLF, use the lumen maintenance factor that corresponds to the desired number of operating hours below. For other lumen maintenance values, contact factory.

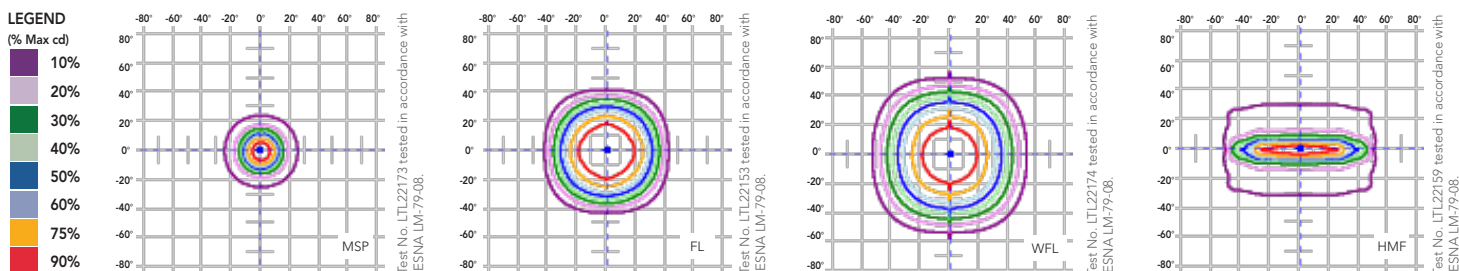
Operating Hours	0	25,000	50,000	100,000
Lumen Maintenance Factor	1.0	0.94	0.90	0.80

Electrical Load

Light Engines	Drive Current (mA)	System Watts	Current (A)					
			120	208	240	277	347	480
1	530	19W	0.16	0.1	0.09	0.08	-	-
2	530	37W	0.32	0.19	0.17	0.15	-	-

Photometric Diagrams

Iscandela plots for the DSXF1 LED 2 A530/40K.



Mounting, Options and Accessories



FEATURES & SPECIFICATIONS

INTENDED USE

The sleek design of the D-Series Size 1 Flood reflects the embedded high performance LED technology. It is ideal for landscape, signage and accent lighting in many commercial and residential applications.

CONSTRUCTION

Die-cast aluminum housing has integral heat sink fins to optimize thermal management through conductive and convective cooling. The LED driver is mounted in direct contact with the casting to promote low operating temperature and long life. Housing is completely sealed against moisture and environmental contaminants (IP65). Low EPA (0.6 ft²) for optimized wind loading.

FINISH

Exterior parts are protected by a zinc-infused Super Durable TGIC thermoset powder coat finish that provides superior resistance to corrosion and weathering. A tightly controlled multi-stage process ensures a minimum 3 mils thickness for a finish that can withstand extreme climate changes without cracking or peeling.

OPTICS

A variety of precision-molded vacuum-metallized specular reflectors are engineered for superior field-to-beam ratios, uniformity and spacing. Light engines are available in 3000K (70 CRI min.), 4000K (70 CRI min.) or 5000K (70 CRI min.) configurations. Optional visors offer additional versatility.

ELECTRICAL

Light engine(s) consist of chip-on-board (COB) LEDs directly coupled to the housing to maximize heat dissipation and promote long life (100,000 hrs, L80). Single-engine unit uses a Class 2 electronic driver; dual-engine unit uses a Class 1 electronic driver. Both drivers have a power factor >90%, THD <20%, and an expected life of 100,000 hours. Surge protection meets a minimum Category C Low operation (per ANSI/IEEE C62.41.2).

INSTALLATION

Integral adjustable knuckle with 1/2-14NPS threaded pipe, tenon slipfitter, or integral slipfitter, facilitates quick and easy installation to a variety of mounting accessories. This secure connection enables the D-Series Size 1 to withstand up to a 1.5 G vibration load rating per ANSI C136.31.

LISTINGS

CSA certified to U.S. and Canadian standards. Luminaire is IP65 rated. Rated for -40°C minimum ambient.

DesignLights Consortium® (DLC) qualified product. Not all versions of this product may be DLC qualified. Please check the DLC Qualified Products List at www.designlights.org to confirm which versions are qualified.

WARRANTY

Five year limited warranty. Full warranty terms located at www.acuitybrands.com/CustomerResources/Terms_and_conditions.aspx.

Note: Specifications subject to change without notice.