

DLR56

5" & 6" Recessed LED Downlight

Product Description

The DLR56 from NICOR is a 5" & 6" recessed LED downlight that is ideal for both retrofit and new construction alike. Redesigned to boost energy efficiency, the LED light engine draws only 13 watts while producing over 800 lumens. The enriched 90+ CRI provides superior color quality, along with an R9 greater than 60*. Not only is the light quality better, but this design improvement meets new industry standards like Title 24.

Construction

- Spun aluminum trim routes heat away from electrical components
- Low profile, integrated driver, allows for use in shallow housings

Optical System

- Polystyrene diffuser and reflector cone create a uniform light distribution that reduces glare without sacrificing lumen output

Electrical

- Utilizes high performing LEDs with greater than 90 CRI and an R9 greater than 60*
- Dimmable to 5% with most standard triac dimmers
- Operating temperature rating of 0°F to 120°F (-18°C to 49°C)
- Input voltage of 120V
- Lifetime rated for greater than 53,000 hours
- LM-79, LM-80 testing performed in accordance with IESNA standards
- Meets FCC Part 15, Subpart B, Class B standards for conducted and radiated emissions.

Finish

- Exterior white powder coat finish, with interior high reflective finish
- Also available in Black, Oil-Rubbed Bronze and Nickel

Installation

- Compatible with most 5" and 6" recessed housings
- Quick and easy installation with a screw-in Edison base (GU24 socket string available) and torsion spring mounting system

Warranty

- 5-year limited system warranty standard

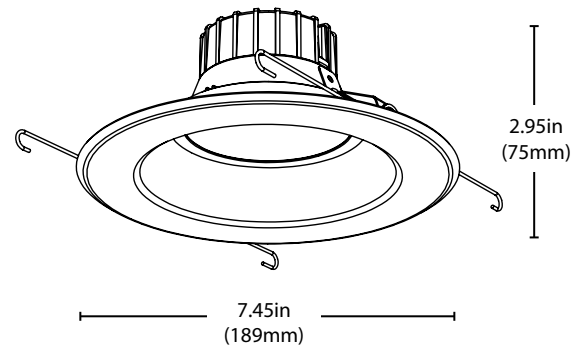
** not available in 5000K*

Project _____

Date _____

Type _____

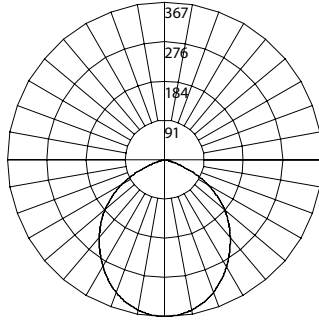
Date _____



Photometric Data

DLR56 2700K 800Lm

Input Voltage (VAC)	120V
System Level Power (W)	12.4
Delivered Lumens (Lm)	845
System Efficacy (Lm/W)	68.1
Correlated Color Temp (K)	2774
Color Rendering Index (CRI)	93
Beam Angle	98°
Spacing Criteria	1.18



Intensity Summary (Candle Power)

Angle	Mean CP
0	367
5	365
15	347
25	312
35	265
45	212
55	151
65	79
75	17
85	4
90	0

CCT Data Multiplier

DLR56-3008-120-3K	1.020
DLR56-3008-120-4K	1.072
DLR56-3008-120-5K	1.182

Cone of Light Tabulation

Mounted height (Feet)	Footcandles Beam Center	Diameter (Feet)
4	23.0	4.7
6	10.2	7.1
8	5.7	9.4
10	3.7	11.8
12	2.5	14.2
14	1.9	16.5
16	1.4	18.9

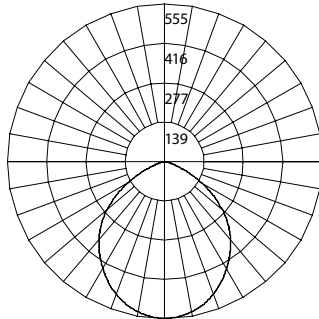
Zonal Lumen Summary

Zone	Lumens	% of Luminaire
0-30	276	32.7%
0-40	442	52.3%
0-60	741	87.6%
0-90	844	99.8%
90-180	1	0.2%
0-180	845	100.0%

Fixture tested per LM-79-08. Photometric data is of the performance of a representative fixture. Results may vary in the field.

DLR56 2700K 1200Lm

Input Voltage (VAC)	120V
System Level Power (W)	18.0
Delivered Lumens (Lm)	1230
System Efficacy (Lm/W)	68.3
Correlated Color Temp (K)	2727
Color Rendering Index (CRI)	93
Beam Angle	98°
Spacing Criteria	1.18



Intensity Summary (Candle Power)

Angle	Mean CP
0	554
5	551
15	523
25	471
35	402
45	319
55	212
65	93
75	24
85	6
90	1

CCT Data Multiplier

DLR56-3012-120-3K	1.020
DLR56-3012-120-4K	1.072
DLR56-3012-120-5K	1.182

Cone of Light Tabulation

Mounted height (Feet)	Footcandles Beam Center	Diameter (Feet)
4	34.6	4.7
6	15.4	7.1
8	8.7	9.4
10	5.5	11.8
12	3.8	14.2
14	2.8	16.5
16	2.2	18.9

Zonal Lumen Summary

Zone	Lumens	% of Luminaire
0-30	417	33.9%
0-40	668	54.3%
0-60	1101	89.5%
0-90	1230	100.0%
90-180	0	0.0%
0-180	1230	100.0%

Fixture tested per LM-79-08. Photometric data is of the performance of a representative fixture. Results may vary in the field.

Performance Data

Model Number	Lumens	Watts	Lumens/Watt
DLR56-3008-120-2K	845	12.4	68.1
DLR56-3008-120-3K	864	12.4	69.5
DLR56-3008-120-4K	905	12.4	73.0
DLR56-3008-120-5K	999	12.4	80.6
DLR56-3012-120-2K	1230	18.0	68.3
DLR56-3012-120-3K	1254	18.0	69.7
DLR56-3012-120-4K	1318	18.0	73.2
DLR56-3012-120-5K	1454	18.0	80.8

Recommended Dimmers*

Lutron Skylark SCL-153P
Lutron DIVA DVCL-153P
Lutron DIVA DVELV-300P
Lutron DIVA DVELV-303P
Lutron Skylark SELV-300P

*Not a complete list. Check compatibility before installation.

Housing Compatibility*

17014-LED-ID 6" LED IC AIRTIGHT NEW CONST. HOUSING
17014AR-LED-ID 6" LED IC AIRTIGHT REMODEL HOUSING
MOST 5" OR 6" RECESSED HOUSINGS

Ordering Information

Example: DLR56-3008-120-3K-WH

Series	Version	Voltage	CCT's	Trim Color
DLR56	3008 (800Lm)	120 (120V)	2K (2700 K)	WH (White)
	3012 (1200Lm)		3K (3000 K)	WH-BF (White Baffle)*
			4K (4000 K)	BK (Black)
			5K (5000 K)	NK (Nickel)
				OB (Oil-Rubbed Bronze)

*Baffle available on 2K and 3K only

Specifications and dimensions subject to change without notice.

Accessories

accessories sold separately

GU24 Socket String

GU24-IDEAL-SKT-STR

DLR56

5" & 6" Recessed LED Downlight

Product Description

The DLR56 from NICOR is a 5" & 6" recessed LED downlight that is ideal for both retrofit and new construction alike. Redesigned to boost energy efficiency, the LED light engine draws only 13 watts while producing over 800 lumens. The enriched 90+ CRI provides superior color quality, along with an R9 greater than 60*. Not only is the light quality better, but this design improvement meets new industry standards like Title 24.

Construction

- Spun aluminum trim routes heat away from electrical components
- Low profile, integrated driver, allows for use in shallow housings

Optical System

- Polystyrene diffuser and reflector cone create a uniform light distribution that reduces glare without sacrificing lumen output

Electrical

- Utilizes high performing LEDs with greater than 90 CRI and an R9 greater than 60*
- Dimmable to 5% with most standard triac dimmers
- Operating temperature rating of 0°F to 120°F (-18°C to 49°C)
- Input voltage of 120V
- Lifetime rated for greater than 53,000 hours
- LM-79, LM-80 testing performed in accordance with IESNA standards
- Meets FCC Part 15, Subpart B, Class B standards for conducted and radiated emissions.

Finish

- Exterior white powder coat finish, with interior high reflective finish
- Also available in Black, Oil-Rubbed Bronze and Nickel

Installation

- Compatible with most 5" and 6" recessed housings
- Quick and easy installation with a screw-in Edison base (GU24 socket string available) and torsion spring mounting system

Warranty

- 5-year limited system warranty standard

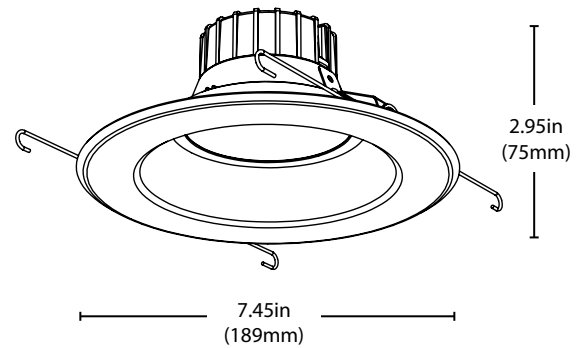
** not available in 5000K*

Project _____

Date _____

Type _____

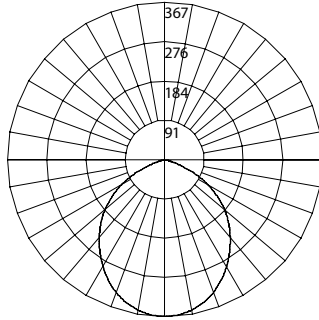
Date _____



Photometric Data

DLR56 2700K 800Lm

Input Voltage (VAC)	120V
System Level Power (W)	12.4
Delivered Lumens (Lm)	845
System Efficacy (Lm/W)	68.1
Correlated Color Temp (K)	2774
Color Rendering Index (CRI)	93
Beam Angle	98°
Spacing Criteria	1.18



Intensity Summary (Candle Power)

Angle	Mean CP
0	367
5	365
15	347
25	312
35	265
45	212
55	151
65	79
75	17
85	4
90	0

CCT Data Multiplier

DLR56-3008-120-3K	1.020
DLR56-3008-120-4K	1.072
DLR56-3008-120-5K	1.182

Cone of Light Tabulation

Mounted height (Feet)	Footcandles Beam Center	Diameter (Feet)
4	23.0	4.7
6	10.2	7.1
8	5.7	9.4
10	3.7	11.8
12	2.5	14.2
14	1.9	16.5
16	1.4	18.9

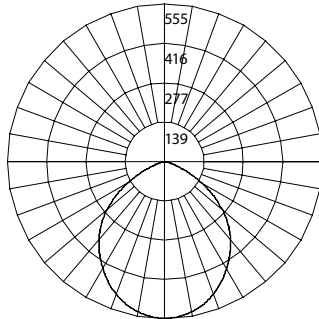
Zonal Lumen Summary

Zone	Lumens	% of Luminaire
0-30	276	32.7%
0-40	442	52.3%
0-60	741	87.6%
0-90	844	99.8%
90-180	1	0.2%
0-180	845	100.0%

Fixture tested per LM-79-08. Photometric data is of the performance of a representative fixture. Results may vary in the field.

DLR56 2700K 1200Lm

Input Voltage (VAC)	120V
System Level Power (W)	18.0
Delivered Lumens (Lm)	1230
System Efficacy (Lm/W)	68.3
Correlated Color Temp (K)	2727
Color Rendering Index (CRI)	93
Beam Angle	98°
Spacing Criteria	1.18



Intensity Summary (Candle Power)

Angle	Mean CP
0	554
5	551
15	523
25	471
35	402
45	319
55	212
65	93
75	24
85	6
90	1

CCT Data Multiplier

DLR56-3012-120-3K	1.020
DLR56-3012-120-4K	1.072
DLR56-3012-120-5K	1.182

Cone of Light Tabulation

Mounted height (Feet)	Footcandles Beam Center	Diameter (Feet)
4	34.6	4.7
6	15.4	7.1
8	8.7	9.4
10	5.5	11.8
12	3.8	14.2
14	2.8	16.5
16	2.2	18.9

Zonal Lumen Summary

Zone	Lumens	% of Luminaire
0-30	417	33.9%
0-40	668	54.3%
0-60	1101	89.5%
0-90	1230	100.0%
90-180	0	0.0%
0-180	1230	100.0%

Fixture tested per LM-79-08. Photometric data is of the performance of a representative fixture. Results may vary in the field.

Performance Data

Model Number	Lumens	Watts	Lumens/Watt
DLR56-3008-120-2K	845	12.4	68.1
DLR56-3008-120-3K	864	12.4	69.5
DLR56-3008-120-4K	905	12.4	73.0
DLR56-3008-120-5K	999	12.4	80.6
DLR56-3012-120-2K	1230	18.0	68.3
DLR56-3012-120-3K	1254	18.0	69.7
DLR56-3012-120-4K	1318	18.0	73.2
DLR56-3012-120-5K	1454	18.0	80.8

Recommended Dimmers*

Lutron Skylark SCL-153P
Lutron DIVA DVCL-153P
Lutron DIVA DVELV-300P
Lutron DIVA DVELV-303P
Lutron Skylark SELV-300P

*Not a complete list. Check compatibility before installation.

Housing Compatibility*

17014-LED-ID 6" LED IC AIRTIGHT NEW CONST. HOUSING
17014AR-LED-ID 6" LED IC AIRTIGHT REMODEL HOUSING
MOST 5" OR 6" RECESSED HOUSINGS

Ordering Information

Example: DLR56-3008-120-3K-WH

Series	Version	Voltage	CCT's	Trim Color
DLR56	3008 (800Lm)	120 (120V)	2K (2700 K)	WH (White)
	3012 (1200Lm)		3K (3000 K)	WH-BF (White Baffle)*
			4K (4000 K)	BK (Black)
			5K (5000 K)	NK (Nickel)
				OB (Oil-Rubbed Bronze)

*Baffle available on 2K and 3K only

Specifications and dimensions subject to change without notice.

Accessories

accessories sold separately

GU24 Socket String

GU24-IDEAL-SKT-STR