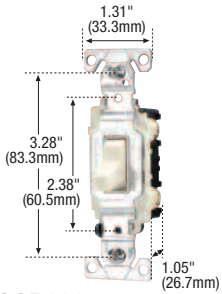
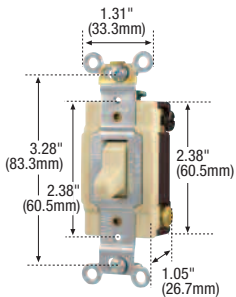


Commercial Specification Grade AC Toggle Switches

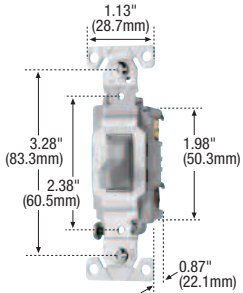
15A, 120/277V/AC
 20A, 120/277V/AC
 Single-Pole, Double-Pole, 3-Way, 4-Way



CSB320



CSB415



CS320

15A & 20A AC Toggle Switches, Back & Side Wire

Back Wire & Side Wire	15A, 120/277V		20A, 120/277V	
	Catalog No. Color Suffix		Catalog No. Color Suffix	
Single-Pole, Toggle	<input type="checkbox"/> CSB115 ____ B, GY, LA, V, W	• •	<input type="checkbox"/> CSB120 ____ B, GY, LA, V, W	• •
Double-Pole, Toggle	<input type="checkbox"/> CSB215 ____ B, GY, LA, V, W	• •	<input type="checkbox"/> CSB220 ____ B, GY, LA, V, W	• •
3-Way, Toggle	<input type="checkbox"/> CSB315 ____ B, GY, LA, V, W	• •	<input type="checkbox"/> CSB320 ____ B, GY, LA, V, W	• •
4-Way, Toggle	<input type="checkbox"/> CSB415 ____ B, GY, V, W	• •	<input type="checkbox"/> CSB420 ____ B, GY, V, W	• •

15A & 20A AC Toggle Switches, Side Wire

Side Wire	15A, 120/277V		20A, 120/277V	
	Catalog No. Color Suffix		Catalog No. Color Suffix	
Single Pole Compact Toggle	<input type="checkbox"/> CS115 ____ A, B, BK, GY, LA, V, W	• •	<input type="checkbox"/> CS120 ____ A, B, BK, GY, LA, V, W	• •
Double Pole Compact Toggle	<input type="checkbox"/> CS215 ____ A, B, BK, GY, LA*, V, W	• •	<input type="checkbox"/> CS220 ____ A, B, BK, GY, LA, V, W	• •
3-Way, Compact Toggle	<input type="checkbox"/> CS315 ____ A, B, BK, GY, LA, V, W	• •	<input type="checkbox"/> CS320 ____ A, B, BK, GY, LA, V, W	• •
4-Way, Compact Toggle	<input type="checkbox"/> CS415 ____ A, B, GY, LA, V, W	• •	<input type="checkbox"/> CS420 ____ A, B, GY, LA, V, W	• •

* Not NAFTA Compliant

Color Ordering Information

For ordering devices, include Cat. No. followed by the color code: A (Almond), B (Brown), BK (Black), BL (Blue), GY (Gray), LA (Light Almond), RD (Red), RN (Orange), V (Ivory), W (White)

Icon Key

- Build-To-Spec Customizable Devices - see page D-4
- NAFTA Compliant - see page O-30

Accessories for Commercial Specification Grade Toggle Switches

Description	Catalog No.	
1-Gang, standard size toggle, 302/304 stainless steel wallplate, REPEL™	<input type="checkbox"/> 93071AM	•
4-Gang, standard size toggle, unbreakable nylon wallplate, white	<input type="checkbox"/> 5154	•
2-Gang, standard size toggle, stainless steel 302/304 wallplate	<input type="checkbox"/> 93072	•
2-Gang, standard size toggle, unbreakable nylon wallplate, white	<input type="checkbox"/> 5139W	•
1-Gang, standard size toggle, unbreakable nylon wallplate, red	<input type="checkbox"/> 5134RD	•

Specification & HP Rating Information:

120/277V Commercial Toggle: D-37



93071AM



5154



93072



5139W



5134RD

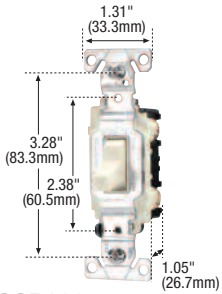
**Commercial
Specification Grade
Switches**

15A & 20A 120/277V/AC
15A, 120/277V/AC with 15A, 125V/AC Receptacle
Single-Pole, Double-Pole, 3-Way, 4-Way

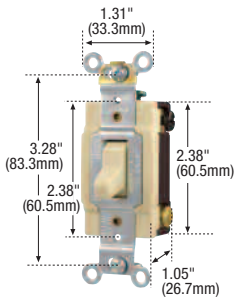
	Switch Type	Commercial 15A & 20A 120/277V Toggle Switches: CSB Series	Commercial 15A & 20A 120/277V Toggle Switches: CS Series	Commercial 15A Toggle Combination Switches: 270 Series, 294	Commercial 15A 120 - 15A, 125V Toggle Combo Switch & Receptacle: 274, 291, 293
	Wiring Type	Back & side wire	Side wire	Back & side wire	Back & side wire
	Testing & Code Compliance	<ul style="list-style-type: none"> cULus Listed to UL 20, file no. E18704 	<ul style="list-style-type: none"> cULus Listed to UL 20, file no. E18704 	<ul style="list-style-type: none"> cULus Listed to UL 20, file no. E18704 (combination) 	<ul style="list-style-type: none"> Listed to UL 20/UL 498, file no. E18704 (combination)
		<ul style="list-style-type: none"> UL verified to Federal Spec. WC-896G 	<ul style="list-style-type: none"> UL verified to Federal Spec. WC-896G CSA certified to C22.2, no. 11 file no. 10016 (6241-05) 	<ul style="list-style-type: none"> CSA certified to C22.2, no. 11 file no. 10016 (6241-05) NOM certified 	<ul style="list-style-type: none"> NOM certified, except 291
Specifications: Environmental	Flammability	Meets UL94 requirements; V0 rated	Meets UL94 requirements; V0 rated	Meets UL94 requirements; V2 rated	Meets UL94 requirements; V2 rated
	Temperature Rating	-20°C to 60°C (-4°F to 140°F)	-20°C to 60°C (-4°F to 140°F)	-20°C to 60°C (-4°F to 140°F)	-20°C to 60°C (-4°F to 140°F)
Specifications: Electrical	Dielectric Voltage	Withstands 1500V per UL 20	Withstands 1500V per UL 20	Withstands 1500V per UL 20	Switch: Withstands 1500V per UL 20 Receptacle: Withstands 2000V per UL 498
	Current Interrupting	Yes, at full-rated current	Yes, at full-rated current	Yes, at full-rated current	Yes, at full-rated current
	Temperature Rise	Max. 30°C (86°F) after 100 cycles of overload and 50,000 cycles of endurance testing	Max. 30°C (86°F) after 100 cycles of overload and 50,000 cycles of endurance testing	Max. 30°C (86°F) after 100 cycles of overload and 30,000 cycles of endurance testing	Switch: Max. 30°C (86°F) after 100 cycles of overload and 30,000 cycles of endurance testing Receptacle: Max. 30°C (86°F) after 100 cycles of overload at 150% of rated current (DC)
Specifications: Mechanical	Terminal Accommodation	#14 - 10 AWG	#14 - 10 AWG	#14 - 1 2 AWG	#14 - 1 2 AWG
	Voltage Ratings	Permanently marked on device	Permanently marked on device	Permanently marked on device	Permanently marked on device
	Horsepower Ratings	Rated for motor loads per UL 20: 15A: @ 120V/AC = 1/2 HP, @ 240V/AC = 2 HP; Max. amps 12A. 20A: @ 120V/AC = 1 HP, @ 240V/AC = 2 HP; Max. amps 16A	Rated for motor loads per UL 20: 15A: @ 120V/AC = 1/2 HP, @ 240V/AC = 2 HP; Max. amps 12A. 20A: @ 120V/AC = 1 HP, @ 240V/AC = 2 HP; Max. amps 16A	Rated for motor loads per UL 20: 15A: @ 120V/AC = 1/2 HP, @ 240V/AC = 2 HP; Max. amps 12A	Switch rated for motor loads per UL 20: 15A: @ 120V/AC = 1/2 HP, @ 240V/AC = 2 HP; Max. amps 12A
Materials:	Toggle	Nylon	Nylon	Nylon	Nylon
	Top Housing	PVC	PVC	PVC	PVC
	Bottom Housing	PVC	PVC	PVC	PVC
	Strap	0.045" thick steel, zinc plated	0.045" thick steel, zinc plated	0.045" thick steel, zinc plated	0.045" thick steel, zinc plated
	Terminals	0.031" thick brass	0.031" thick brass	0.030" thick brass	0.030" thick brass
	Terminal Screws	#8-32 steel, brass plated or zinc plated	#8-32 steel, brass plated or zinc plated	#8-32 steel, brass plated; neutral screw nickel plated	#8-32 steel, brass plated; neutral screw nickel plated
	Ground Screw	#8-32 steel, zinc plated, green	#8-32 steel, zinc plated, green	#8-32 steel, zinc plated, green	#8-32 steel, zinc plated, green
	Backwire Clamp	Brass	N/A	Brass	Brass
	Contacts	Silver alloy	Silver alloy	Silver alloy	Silver alloy
	Moveable Contact Arm	Brass	Brass	Brass	Brass
	Pilot Light Models	N/A	N/A	Red lexan pilot lens with long-life neon bulb	N/A
	Receptacle Line Contacts	N/A	N/A	N/A	0.030" thick brass
Receptacle Ground Shunt	N/A	N/A	N/A	0.030" thick brass	

Commercial Specification Grade AC Toggle Switches

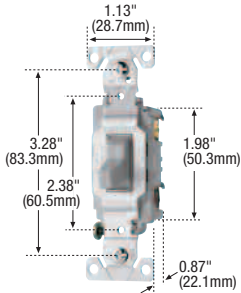
15A, 120/277V/AC
 20A, 120/277V/AC
 Single-Pole, Double-Pole, 3-Way, 4-Way



CSB320



CSB415



CS320

15A & 20A AC Toggle Switches, Back & Side Wire

Back Wire & Side Wire

15A,
120/277V



20A,
120/277V



Description	Catalog No. Color Suffix			Catalog No. Color Suffix		
Single-Pole, Toggle	<input type="checkbox"/> CSB115__ B, GY, LA, V, W	•	•	<input type="checkbox"/> CSB120__ B, GY, LA, V, W	•	•
Double-Pole, Toggle	<input type="checkbox"/> CSB215__ B, GY, LA, V, W	•	•	<input type="checkbox"/> CSB220__ B, GY, LA, V, W	•	•
3-Way, Toggle	<input type="checkbox"/> CSB315__ B, GY, LA, V, W	•	•	<input type="checkbox"/> CSB320__ B, GY, LA, V, W	•	•
4-Way, Toggle	<input type="checkbox"/> CSB415__ B, GY, V, W	•	•	<input type="checkbox"/> CSB420__ B, GY, V, W	•	•

15A & 20A AC Toggle Switches, Side Wire

Side Wire

15A,
120/277V

20A,
120/277V

Description	Catalog No. Color Suffix			Catalog No. Color Suffix		
Single Pole Compact Toggle	<input type="checkbox"/> CS115__ A, B, BK, GY, LA, V, W	•	•	<input type="checkbox"/> CS120__ A, B, BK, GY, LA, V, W	•	•
Double Pole Compact Toggle	<input type="checkbox"/> CS215__ A, B, BK, GY, LA*, V, W	•	•	<input type="checkbox"/> CS220__ A, B, BK, GY, LA, V, W	•	•
3-Way, Compact Toggle	<input type="checkbox"/> CS315__ A, B, BK, GY, LA, V, W	•	•	<input type="checkbox"/> CS320__ A, B, BK, GY, LA, V, W	•	•
4-Way, Compact Toggle	<input type="checkbox"/> CS415__ A, B, GY, LA, V, W	•	•	<input type="checkbox"/> CS420__ A, B, GY, LA, V, W	•	•

* Not NAFTA Compliant

Color Ordering Information

For ordering devices, include Cat. No. followed by the color code: A (Almond), B (Brown), BK (Black), BL (Blue), GY (Gray), LA (Light Almond), RD (Red), RN (Orange), V (Ivory), W (White)

Icon Key

- Build-To-Spec Customizable Devices - see page D-4
- NAFTA Compliant - see page O-30

Accessories for Commercial Specification Grade Toggle Switches

Description	Catalog No.	
1-Gang, standard size toggle, 302/304 stainless steel wallplate, REPEL™	<input type="checkbox"/> 93071AM	•
4-Gang, standard size toggle, unbreakable nylon wallplate, white	<input type="checkbox"/> 5154	•
2-Gang, standard size toggle, stainless steel 302/304 wallplate	<input type="checkbox"/> 93072	•
2-Gang, standard size toggle, unbreakable nylon wallplate, white	<input type="checkbox"/> 5139W	•
1-Gang, standard size toggle, unbreakable nylon wallplate, red	<input type="checkbox"/> 5134RD	•

Specification & HP Rating Information:

120/277V Commercial Toggle: D-37



93071AM



5154



93072



5139W



5134RD

**Commercial
Specification Grade
Switches**

15A & 20A 120/277V/AC
15A, 120/277V/AC with 15A, 125V/AC Receptacle
Single-Pole, Double-Pole, 3-Way, 4-Way

	Switch Type	Commercial 15A & 20A 120/277V Toggle Switches: CSB Series	Commercial 15A & 20A 120/277V Toggle Switches: CS Series	Commercial 15A Toggle Combination Switches: 270 Series, 294	Commercial 15A 120 - 15A, 125V Toggle Combo Switch & Receptacle: 274, 291, 293
	Wiring Type	Back & side wire	Side wire	Back & side wire	Back & side wire
	Testing & Code Compliance	• cULus Listed to UL 20, file no. E18704	• cULus Listed to UL 20, file no. E18704	• cULus Listed to UL 20, file no. E18704 (combination)	• Listed to UL 20/UL 498, file no. E18704 (combination)
		• UL verified to Federal Spec. WC-896G	• UL verified to Federal Spec. WC-896G	• CSA certified to C22.2, no. 11 file no. 10016 (6241-05)	• CSA certified to C22.2, no. 11 file no. 10016 (6241-05)
Specifications: Environmental	Flammability	Meets UL94 requirements; V0 rated	Meets UL94 requirements; V0 rated	Meets UL94 requirements; V2 rated	Meets UL94 requirements; V2 rated
	Temperature Rating	-20°C to 60°C (-4°F to 140°F)	-20°C to 60°C (-4°F to 140°F)	-20°C to 60°C (-4°F to 140°F)	-20°C to 60°C (-4°F to 140°F)
Specifications: Electrical	Dielectric Voltage	Withstands 1500V per UL 20	Withstands 1500V per UL 20	Withstands 1500V per UL 20	Switch: Withstands 1500V per UL 20 Receptacle: Withstands 2000V per UL 498
	Current Interrupting	Yes, at full-rated current	Yes, at full-rated current	Yes, at full-rated current	Yes, at full-rated current
	Temperature Rise	Max. 30°C (86°F) after 100 cycles of overload and 50,000 cycles of endurance testing	Max. 30°C (86°F) after 100 cycles of overload and 50,000 cycles of endurance testing	Max. 30°C (86°F) after 100 cycles of overload and 30,000 cycles of endurance testing	Switch: Max. 30°C (86°F) after 100 cycles of overload and 30,000 cycles of endurance testing Receptacle: Max. 30°C (86°F) after 100 cycles of overload at 150% of rated current (DC)
Specifications: Mechanical	Terminal Accommodation	#14 - 10 AWG	#14 - 10 AWG	#14 - 1 2 AWG	#14 - 1 2 AWG
	Voltage Ratings	Permanently marked on device	Permanently marked on device	Permanently marked on device	Permanently marked on device
	Horsepower Ratings	Rated for motor loads per UL 20: 15A: @ 120V/AC = 1/2 HP, @ 240V/AC = 2 HP; Max. amps 12A. 20A: @ 120V/AC = 1 HP, @ 240V/AC = 2 HP; Max. amps 16A	Rated for motor loads per UL 20: 15A: @ 120V/AC = 1/2 HP, @ 240V/AC = 2 HP; Max. amps 12A. 20A: @ 120V/AC = 1 HP, @ 240V/AC = 2 HP; Max. amps 16A	Rated for motor loads per UL 20: 15A: @ 120V/AC = 1/2 HP, @ 240V/AC = 2 HP; Max. amps 12A	Switch rated for motor loads per UL 20: 15A: @ 120V/AC = 1/2 HP, @ 240V/AC = 2 HP; Max. amps 12A
Materials:	Toggle	Nylon	Nylon	Nylon	Nylon
	Top Housing	PVC	PVC	PVC	PVC
	Bottom Housing	PVC	PVC	PVC	PVC
	Strap	0.045" thick steel, zinc plated	0.045" thick steel, zinc plated	0.045" thick steel, zinc plated	0.045" thick steel, zinc plated
	Terminals	0.031" thick brass	0.031" thick brass	0.030" thick brass	0.030" thick brass
	Terminal Screws	#8-32 steel, brass plated or zinc plated	#8-32 steel, brass plated or zinc plated	#8-32 steel, brass plated; neutral screw nickel plated	#8-32 steel, brass plated; neutral screw nickel plated
	Ground Screw	#8-32 steel, zinc plated, green	#8-32 steel, zinc plated, green	#8-32 steel, zinc plated, green	#8-32 steel, zinc plated, green
	Backwire Clamp	Brass	N/A	Brass	Brass
	Contacts	Silver alloy	Silver alloy	Silver alloy	Silver alloy
	Moveable Contact Arm	Brass	Brass	Brass	Brass
	Pilot Light Models	N/A	N/A	Red lexan pilot lens with long-life neon bulb	N/A
	Receptacle Line Contacts	N/A	N/A	N/A	0.030" thick brass
Receptacle Ground Shunt	N/A	N/A	N/A	0.030" thick brass	