


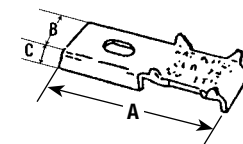
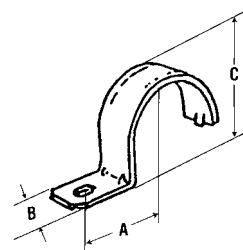





# Beam Clamps, Straps, Clamps and Clamp Backs for Rigid Metal Conduit or IMC

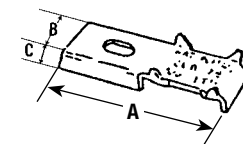
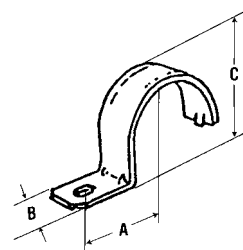
|   | Catalog Number | Trade Size (Inches) | Dimensions in Inches/Millimeters |           |            | Hole Diameter | Weight Lbs./Kgs. Per 100 |   |
|---|----------------|---------------------|----------------------------------|-----------|------------|---------------|--------------------------|---|
|   |                |                     | A                                | B         | C          |               |                          |   |
| <b>Combination Clamp and Clamp Backs — Steel/Zinc Electroplate</b>                  |                |                     |                                  |           |            |               |                          |   |
|    | CL-50CB        | 1/2                 | —                                | —         | —          | —             | 5.00/2.27                |   |
|   | CL-75CB        | 3/4                 | —                                | —         | —          | —             | 5.00/2.27                | — |
|   | CL-100CB       | 1                   | —                                | —         | —          | —             | 6.00/2.72                |   |
| <b>One-Hole Clamps — Steel/Zinc Electroplate</b>                                    |                |                     |                                  |           |            |               |                          |   |
|   | CL-25          | 1/4                 | 0.63/16.0                        | 0.47/11.9 | 0.59/15.0  | 0.25/6.3      | 1.70/0.77                |   |
|   | CL-38          | 3/8                 | 0.81/20.6                        | 0.63/16.0 | 0.69/17.5  | 0.28/7.1      | 2.60/1.18                |   |
|   | CL-50          | 1/2                 | 1.00/25.4                        | 0.75/19.1 | 0.94/23.9  | 0.28/7.1      | 5.00/2.27                |   |
|   | CL-75          | 3/4                 | 1.16/29.5                        | 0.75/19.1 | 1.13/28.7  | 0.28/7.1      | 5.90/2.68                |   |
|   | CL-100         | 1                   | 1.34/34.0                        | 0.88/22.4 | 1.44/36.6  | 0.34/8.6      | 12.20/5.53               |   |
|   | CL-125         | 1-1/4               | 1.69/42.9                        | 1.00/25.4 | 1.78/45.2  | 0.41/10.4     | 19.00/8.62               |   |
|   | CL-150         | 1-1/2               | 1.94/49.3                        | 1.13/28.7 | 2.00/50.8  | 0.41/10.4     | 25.00/11.34              |   |
|   | CL-200         | 2                   | 2.34/59.4                        | 1.19/30.2 | 2.53/64.3  | 0.47/11.9     | 38.00/17.24              |   |
|   | CL-250         | 2-1/2               | 2.81/71.4                        | 1.25/31.8 | 3.03/77.0  | 0.56/14.2     | 76.00/34.47              |   |
|   | CL-300         | 3                   | 3.31/84.1                        | 1.25/31.8 | 3.66/93.0  | 0.56/14.2     | 93.00/42.18              |   |
|   | CL-350         | 3-1/2               | 3.44/87.4                        | 1.50/38.1 | 4.16/105.7 | 0.69/17.5     | 123.00/55.79             |   |
|   | CL-400         | 4                   | 3.78/96.0                        | 1.50/38.1 | 4.66/118.4 | 0.69/17.5     | 140.00/63.50             |   |
| <b>Clamp Backs — Steel — Can be used with EMT</b>                                   |                |                     |                                  |           |            |               |                          |   |
|  | CLB-50         | 1/2                 | 2.06/52.3                        | 0.88/22.4 | 0.25/6.4   | —             | 5.00/2.27                |   |
|   | CLB-75         | 3/4                 | 2.50/63.5                        | 1.00/25.4 | 0.25/6.4   | —             | 7.00/3.18                |   |
|   | CLB-100        | 1                   | 2.69/68.3                        | 1.13/28.7 | 0.25/6.4   | —             | 8.60/3.90                |   |



COMMERCIAL PRODUCTS: RIGID, IMC AND EMT CLAMPS AND HANGERS

# Beam Clamps, Straps, Clamps and Clamp Backs for Rigid Metal Conduit or IMC

|   | Catalog Number | Trade Size (Inches) | Dimensions in Inches/Millimeters |           |            | Hole Diameter | Weight Lbs./Kgs. Per 100 |   |
|---|----------------|---------------------|----------------------------------|-----------|------------|---------------|--------------------------|---|
|   |                |                     | A                                | B         | C          |               |                          |   |
| <b>Combination Clamp and Clamp Backs — Steel/Zinc Electroplate</b>                  |                |                     |                                  |           |            |               |                          |   |
|    | CL-50CB        | 1/2                 | —                                | —         | —          | —             | 5.00/2.27                |   |
|   | CL-75CB        | 3/4                 | —                                | —         | —          | —             | 5.00/2.27                | — |
|   | CL-100CB       | 1                   | —                                | —         | —          | —             | 6.00/2.72                |   |
| <b>One-Hole Clamps — Steel/Zinc Electroplate</b>                                    |                |                     |                                  |           |            |               |                          |   |
|   | CL-25          | 1/4                 | 0.63/16.0                        | 0.47/11.9 | 0.59/15.0  | 0.25/6.3      | 1.70/0.77                |   |
|   | CL-38          | 3/8                 | 0.81/20.6                        | 0.63/16.0 | 0.69/17.5  | 0.28/7.1      | 2.60/1.18                |   |
|   | CL-50          | 1/2                 | 1.00/25.4                        | 0.75/19.1 | 0.94/23.9  | 0.28/7.1      | 5.00/2.27                |   |
|   | CL-75          | 3/4                 | 1.16/29.5                        | 0.75/19.1 | 1.13/28.7  | 0.28/7.1      | 5.90/2.68                |   |
|   | CL-100         | 1                   | 1.34/34.0                        | 0.88/22.4 | 1.44/36.6  | 0.34/8.6      | 12.20/5.53               |   |
|   | CL-125         | 1-1/4               | 1.69/42.9                        | 1.00/25.4 | 1.78/45.2  | 0.41/10.4     | 19.00/8.62               |   |
|   | CL-150         | 1-1/2               | 1.94/49.3                        | 1.13/28.7 | 2.00/50.8  | 0.41/10.4     | 25.00/11.34              |   |
|   | CL-200         | 2                   | 2.34/59.4                        | 1.19/30.2 | 2.53/64.3  | 0.47/11.9     | 38.00/17.24              |   |
|   | CL-250         | 2-1/2               | 2.81/71.4                        | 1.25/31.8 | 3.03/77.0  | 0.56/14.2     | 76.00/34.47              |   |
|   | CL-300         | 3                   | 3.31/84.1                        | 1.25/31.8 | 3.66/93.0  | 0.56/14.2     | 93.00/42.18              |   |
|   | CL-350         | 3-1/2               | 3.44/87.4                        | 1.50/38.1 | 4.16/105.7 | 0.69/17.5     | 123.00/55.79             |   |
|   | CL-400         | 4                   | 3.78/96.0                        | 1.50/38.1 | 4.66/118.4 | 0.69/17.5     | 140.00/63.50             |   |
| <b>Clamp Backs — Steel — Can be used with EMT</b>                                   |                |                     |                                  |           |            |               |                          |   |
|  | CLB-50         | 1/2                 | 2.06/52.3                        | 0.88/22.4 | 0.25/6.4   | —             | 5.00/2.27                |   |
|   | CLB-75         | 3/4                 | 2.50/63.5                        | 1.00/25.4 | 0.25/6.4   | —             | 7.00/3.18                |   |
|   | CLB-100        | 1                   | 2.69/68.3                        | 1.13/28.7 | 0.25/6.4   | —             | 8.60/3.90                |   |



COMMERCIAL PRODUCTS: RIGID, IMC AND EMT CLAMPS AND HANGERS