

Aluminum and Steel Liquidtight Strain Relief Cord and Cable Connectors

Suitable for use in:
 Class I, Division 2
 Class II, Division 1 and 2
 Class III
 NEMA 3R

Application

- Provide a liquidtight and strain relief termination for flexible type neoprene, hypalon, and PVC jacketed power or control cord and cable.
- For use in wet or dry locations sealing electrical connections against dust and dirt, oil, water or other atmosphere containing moisture.

Features

- Available in straight or 90°, aluminum or steel construction to meet the requirements of rugged service on all types of equipment and in all non-hazardous areas.
- Color coded identification label clearly states the catalog number and minimum-maximum cable diameter range for which the connector is designed.
- Neoprene sealing grommet firmly but safely grips cable jacket providing strain relief while protecting internal wiring connections against external tension on cable or cord.
- Steel or Teflon* washer reduces friction between grommet and connector cap providing even pressure distribution, eliminating leakage resulting from grommet distortion.
- Large aluminum connectors 1-1/2" thru 4" and all steel connectors are constructed with hex head cap.
- For particularly harsh applications, wire mesh strain reliefs may be used with cord and cable connectors.
- CG Series in aluminum construction is available in straight type from 1/4" thru 4", 90° type from 3/8" thru 1-1/4".
- CG Series in steel construction is available in straight type from 1/4" thru 2" and 90° type from 3/8" thru 1-1/4".

Standard Materials

- Aluminum connectors
 - Straight body: aluminum
 - 90° body: cast aluminum
 - Cap: copperfree (4/10 of 1% or less) aluminum
 - Sealing grommet: neoprene
 - Washer: steel or Teflon*
 - Wire mesh strain relief: stainless steel
 - Cap on wire mesh: copperfree (4/10 of 1% or less) aluminum
- Steel connectors
 - Straight body: machined steel
 - 90° body: malleable iron
 - Cap: machined steel
 - Sealing grommet: neoprene
 - Washer: steel or Teflon *
 - Wire mesh strain relief: stainless steel
 - Cap on wire mesh: steel, zinc plate

Certifications and Compliances

- UL Standard: 514B
- UL Listed: E14817
- CSA Standard: C22.2 No. 18.3
- CSA Certified: 065178


Related Products

- Locknuts are available, refer to *Commercial Fittings*

Options

- PVC coating available on select connectors. Add suffix **-PVC** to catalog number.

Aluminum



Straight



90°

Steel




Straight



90°



Wire Mesh Strain Relief for Cord Connectors

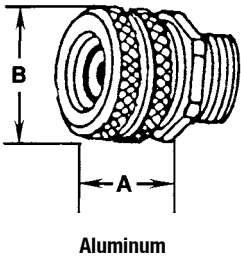
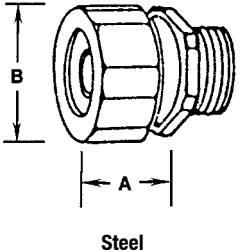
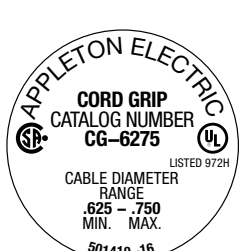


Color coded label


* Teflon is a registered trademark of E.I. DuPont de Nemours and Co.

Straight Liquiddtight Strain Relief Cord and Cable Connectors

Suitable for use in:
 Class I, Division 2
 Class II, Division 1 and 2
 Class III
 NEMA 3R

	Catalog Number		Cable Range (Inches)	Color Coded Label	Dimensions (in/mm)		Wt. Lbs./Kgs. Per 100	
	Aluminum	Steel			A	B	Aluminum	Steel
 <p>Aluminum</p>	1/4 Inch Hubs							
	CG-0625 ②	CG-0625S ②	0.060—0.156	Purple/Pink	0.88/22.4	0.75/19.1	—	—
	CG-1525 ②	CG-1525S ②	0.156—0.250	Orange/Gray	0.88/22.4	0.75/19.1	3.70/1.68	9.00/4.08
	3/8 Inch Hubs							
	CG-1238	CG-1238S	0.125—0.187	Red	0.81/20.6	0.94/23.9	5.60/2.54	14.80/6.71
	CG-1838	CG-1838S	0.187—0.312	Brown	0.81/20.6	0.94/23.9	5.00/2.27	13.20/5.99
	CG-3138	CG-3138S	0.312—0.437	Yellow	0.81/20.6	0.94/23.9	5.60/2.54	14.80/6.71
	1/2 Inch Hubs ④							
	CG-1250	CG-1250S	0.125—0.187	Red	0.81/20.6	0.94/23.9	6.00/2.72	15.60/7.08
	CG-1850	CG-1850S	0.187—0.312	Brown	0.81/20.6	0.94/23.9	6.00/2.72	15.60/7.08
CG-3150	CG-3150S	0.312—0.437	Yellow	0.81/20.6	0.94/23.9	6.00/2.72	15.60/7.08	
CG-3750	CG-3750S	0.375—0.500	Purple	0.81/20.6	1.25/31.8	8.00/3.63	20.80/9.43	
CG-5050	CG-5050S	0.500—0.625	Pink	0.81/20.6	1.25/31.8	8.00/3.63	20.80/9.43	
CG6250 ①	CG-6250S ①	0.625—0.750	Orange	0.81/20.6	1.25/31.8	8.00/3.63	20.80/9.43	
 <p>Steel</p>	3/4 Inch Hubs ④							
	CG-1275	CG-1275S	0.125—0.250	Blue	0.88/22.4	1.25/31.8	10.00/4.54	26.00/11.79
	CG-2575	CG-2575S	0.250—0.375	Green	0.88/22.4	1.25/31.8	10.00/4.54	26.00/11.79
	CG-3775	CG-3775S	0.375—0.500	Purple	0.88/22.4	1.25/31.8	10.00/4.54	26.00/11.79
	CG-5075	CG-5075S	0.500—0.625	Pink	0.88/22.4	1.25/31.8	10.00/4.54	26.00/11.79
	CG-6275	CG-6275S	0.625—0.750	Orange	0.88/22.4	1.38/35.1	10.00/4.54	26.00/11.79
	CG-7575 ①	CG-7575S ①	0.750—0.875	Gray	0.88/22.4	1.38/35.1	10.00/4.54	26.00/11.79
	1 Inch Hubs ④							
	CG-37100	CG-37100S	0.375—0.500	Purple	0.94/23.9	1.38/35.1	15.00/6.80	39.00/17.69
	CG-50100	CG-50100S	0.500—0.625	Pink	0.94/23.9	1.38/35.1	15.00/6.80	39.00/17.69
CG-62100	CG-62100S	0.625—0.750	Orange	0.94/23.9	1.38/35.1	15.00/6.80	39.00/17.69	
CG-75100	CG-75100S	0.750—0.875	Gray	0.94/23.9	1.75/44.5	15.00/6.80	39.00/17.69	
CG-87100	CG-87100S	0.875—1.000	Red	0.94/23.9	1.75/44.5	15.00/6.80	39.00/17.69	
CG-100100 ①	CG-100100S ①	1.000—1.125	Blue	0.94/23.9	1.75/44.5	15.00/6.80	39.00/17.69	
 <p>Steel</p>	1-1/4 Inch Hubs ④							
	CG-75125	CG-75125S	0.750—0.875	Gray	1.06/26.9	1.75/44.5	23.00/10.43	60.00/27.22
	CG-87125	CG-87125S	0.875—1.000	Red	1.06/26.9	1.75/44.5	25.00/11.34	65.00/29.48
	CG-100125	CG-100125S	1.000—1.125	Blue	1.06/26.9	2.13/54.1	25.00/11.34	65.00/29.48
	CG-112125	CG-112125S	1.125—1.250	Brown	1.06/26.9	2.13/54.1	25.00/11.34	65.00/29.48
	CG-125125 ①	CG-125125S ①	1.250—1.375	Green	1.06/26.9	2.13/54.1	22.00/9.98	57.00/25.85
	CG-137125 ①	CG-137125S ①	1.375—1.500	Yellow	1.06/26.9	2.13/54.1	20.00/9.07	52.00/23.59
	1-1/2 Inch Hubs							
	CG-115150	CG-115150S	1.156—1.312	—	1.94/49.3	2.19/55.6	31.10/14.11	92.00/41.73
	CG-128150 ③	CG-128150S	1.281—1.531	—	2.63/66.8	2.56/65.0	61.20/27.76	160.00/72.57
2 Inch Hubs								
CG-153200 ②	CG-153200S	1.531—1.780	—	2.44/62.0	3.00/76.2	95.00/43.09	230.00/104.33	
CG-165200 ③	—	1.650—2.000	—	2.44/62.0	3.19/81.0	100.00/45.36	—	
2-1/2 Inch Hubs								
CG-200250 ③	—	2.000—2.343	—	3.06/77.7	3.44/87.4	141.30/64.09	—	
CG-225250 ③	—	2.250—2.500	—	3.06/77.7	3.69/93.7	141.90/64.36	—	
3 Inch Hubs								
CG-250300 ③	—	2.500—2.843	—	3.06/77.7	4.06/103.1	196.30/89.04	—	
CG-268300 ③	—	2.687—3.062	—	3.25/82.6	4.50/114.3	256.30/116.26	—	
3-1/2 Inch Hubs ②								
CG-300350	—	3.000—3.390	—	3.25/82.6	4.75/120.7	212.50/96.39	—	
CG-328350	—	3.281—3.515	—	3.25/82.6	5.00/127.0	225.00/102.06	—	
4 Inch Hubs ②								
CG-350400	—	3.500—3.843	—	3.25/82.6	5.25/133.4	275.00/124.74	—	
CG-375400	—	3.750—4.000	—	3.25/82.6	5.50/139.7	293.80/133.27	—	

- ① Remove sufficient outer covering of cord or cable to pass conductors through connector body.
- ② Not UL Listed.
- ③ Not CSA Certified.
- ④ PVC coating available on select connectors. Add suffix **-PVC** to catalog number.



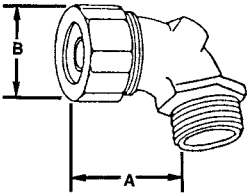
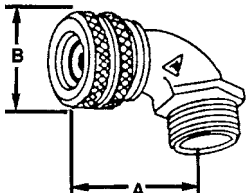
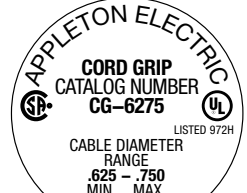

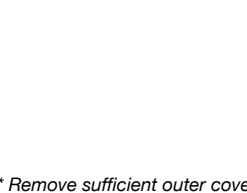
Color coded label

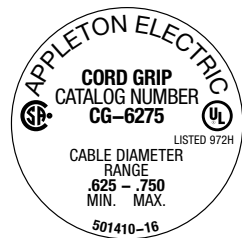
FITTINGS: CABLE AND CORD FITTINGS

Fittings

90° Liquidtight Strain Relief Cord and Cable Connectors

Suitable for use in:
 Class I, Division 2
 Class II, Division 1 and 2
 Class III
 NEMA 3R

	Catalog Number		Cable Range (Inches)	Color Coded Label	Dimension (in/mm)		Wt. Lbs./Kgs. Per 100	
	Aluminum	Steel			A	B	Aluminum	Steel
3/8 Inch Hubs								
	CG90-1238	CG90-1238S	0.125—0.187	Red	1.63/41.4	0.94/23.9	13.00/5.90	34.00/15.42
	CG90-1838	CG90-1838S	0.187—0.312	Brown	1.63/41.4	0.94/23.9	7.00/3.18	18.40/8.35
	CG90-3138 *	CG90-3138S *	0.312—0.437	Yellow	1.63/41.4	0.94/23.9	7.00/3.18	18.40/8.35
1/2 Inch Hubs								
	CG90-1250	CG90-1250S	0.125—0.250	Blue	1.63/41.4	1.25/31.8	13.00/5.90	34.00/15.42
	CG90-2550	CG90-2550S	0.250—0.375	Green	1.63/41.4	1.25/31.8	13.00/5.90	34.00/15.42
	CG90-3750	CG90-3750S	0.375—0.500	Purple	1.63/41.4	1.25/31.8	12.00/5.44	31.20/14.15
	CG90-5050 *	CG90-5050S *	0.500—0.625	Pink	1.5/38.1	1.25/31.8	10.00/4.54	26.00/11.79
	CG90-6250 *	CG90-6250S *	0.625—0.750	Orange	1.5/38.1	1.25/31.8	12.00/5.44	31.20/14.15
3/4 Inch Hubs								
	CG90-2575	CG90-2575S	0.250—0.375	Green	1.75/44.5	1.38/35.1	16.00/7.26	41.60/18.87
	CG90-3775	CG90-3775S	0.375—0.500	Purple	1.75/44.5	1.38/35.1	16.00/7.26	41.60/18.87
	CG90-5075	CG90-5075S	0.500—0.625	Pink	1.75/44.5	1.38/35.1	16.00/7.26	41.60/18.87
	CG90-6275 *	CG90-6275S *	0.625—0.750	Orange	1.63/41.4	1.38/35.1	16.00/7.26	41.60/18.87
	CG90-7575 *	CG90-7575S *	0.750—0.875	Gray	1.63/41.4	1.38/35.1	16.00/7.26	41.60/18.87
1 Inch Hubs								
	CG90-62100	CG90-62100S	0.625—0.750	Orange	2.19/55.6	1.75/44.5	26.00/11.79	67.60/30.66
	CG90-75100	CG90-75100S	0.750—0.875	Gray	2.19/55.6	1.75/44.5	40.00/18.14	104.00/47.17
	CG90-87100 *	CG90-87100S *	0.875—1.000	Red	2.19/55.6	1.75/44.5	25.00/11.34	65.00/29.48
	CG90-100100 *	CG90-100100S *	1.000—1.125	Blue	2.19/55.6	1.75/44.5	26.00/11.79	67.60/30.66
1-1/4 Inch Hubs								
	CG90-75125	CG90-75125S	0.750—0.875	Gray	2.56/65.0	2.13/54.1	40.00/18.14	104.00/47.17
	CG90-87125	CG90-87125S	0.875—1.000	Red	2.56/65.0	2.13/54.1	41.00/18.60	106.60/48.35
	CG90-100125	CG90-100125S	1.000—1.125	Blue	2.56/65.0	2.13/54.1	39.00/17.69	101.40/45.99
	CG90-112125 *	CG90-112125S *	1.125—1.250	Brown	2.44/62.0	2.13/54.1	38.00/17.24	98.80/44.81
	CG90-125125 *	CG90-125125S *	1.250—1.375	Green	2.44/62.0	2.13/54.1	60.00/27.22	156.00/70.76
CG90-137125 *	CG90-137125S *	1.375—1.500	Yellow	2.44/62.0	2.13/54.1	35.00/15.88	91.00/41.28	



Color coded label

FITTINGS: CABLE AND CORD FITTINGS

Fittings

* Remove sufficient outer covering of cord or cable to pass conductors through connector body.

Replacement Glands for Aluminum and Steel CG and CG90 Connectors

Suitable for use in:
 Class I, Division 2
 Class II, Division 1 and 2
 Class III
 NEMA 3R

Not to be used with stainless steel and nickel plated aluminum CG connectors

Catalog Number	For Use With Straight Connectors	For Use With 90° Connectors	Cable Range (Inches)	Wt. Lbs./Kgs. Per 100
For Connectors with 3/8 Inch Hubs				
CGG-221	CG-1238	CG90-1238	0.125—0.187	2.50/1.13
CGG-222	CG-1838	CG90-1838	0.187—0.312	1.90/0.86
CGG-223	CG-3138	CG90-3138	0.312—0.437	1.30/0.59
For Connectors with 1/2 Inch Hubs				
CGG-221	CG-1250	—	0.125—0.187	2.50/1.13
CGG-271	—	CG90-1250	0.125—0.250	1.90/0.86
CGG-222	CG-1850	—	0.187—0.312	1.90/0.86
CGG-272	—	CG90-2550	0.250—0.375	1.30/0.59
CGG-223	CG-3150	—	0.312—0.437	1.30/0.59
CGG-273	CG-3750	CG90-3750	0.375—0.500	1.90/0.86
CGG-274	CG-5050	CG90-5050	0.500—0.625	1.30/0.59
CGG-275	CG-6250	CG90-6250	0.625—0.750	1.00/0.45
For Connectors with 3/4 Inch Hubs				
CGG-271	CG-1275	—	0.125—0.250	1.90/0.86
CGG-272	CG-2575	—	0.250—0.375	1.30/0.59
CGG-325	—	CG90-2575	0.250—0.375	1.30/0.59
CGG-273	CG-3775	—	0.375—0.500	1.90/0.86
CGG-321	—	CG90-3775	0.375—0.500	1.90/0.86
CGG-274	CG-5075	—	0.500—0.625	1.30/0.59
CGG-322	—	CG90-5075	0.500—0.625	1.30/0.59
CGG-323	CG-6275	CG90-6275	0.625—0.750	1.00/0.45
CGG-324	CG-7575	CG90-7575	0.750—0.875	1.00/0.45
For Connectors with 1 Inch Hubs				
CGG-321	CG-37100	—	0.375—0.500	1.90/0.86
CGG-322	CG-50100	—	0.500—0.625	1.30/0.59
CGG-323	CG-62100	—	0.625—0.750	1.00/0.45
CGG-374	—	CG90-62100	0.625—0.750	1.00/0.45
CGG-371	CG-75100	CG90-75100	0.750—0.875	2.90/1.32
CGG-372	CG-87100	CG90-87100	0.875—1.000	2.50/1.13
CGG-373	CG-100100	CG90-100100	1.000—1.125	2.20/1.00
For Connectors with 1-1/4 Inch Hubs				
CGG-371	CG-75125	—	0.750—0.875	2.90/1.32
CGG-425	—	CG90-75125	0.750—0.875	2.90/1.32
CGG-372	CG-87125	—	0.875—1.000	2.50/1.13
CGG-426	—	CG90-87125	0.875—1.000	2.50/1.13
CGG-421	CG-100125	CG90-100125	1.000—1.125	2.20/1.00
CGG-422	CG-112125	CG90-112125	1.125—1.250	1.90/0.86
CGG-423	CG-125125	CG90-125125	1.250—1.375	1.60/0.73
CGG-424	CG-137125	CG90-137125	1.375—1.500	1.30/0.59



FITTINGS: CABLE AND CORD FITTINGS

Fittings

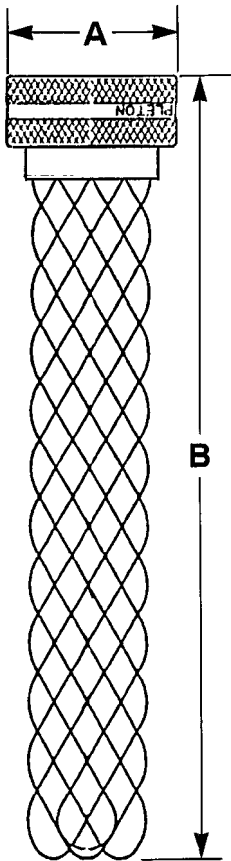
For Steel Backed Neoprene Sealing Gaskets and Steel Gasketed Sealing Locknuts, see Commercial Fittings.

Wire Mesh Strain Relief for Aluminum Cord Connectors

Suitable for use in:
 Class I, Division 2
 Class II, Division 1 and 2
 Class III
 NEMA 3R

Not to be used with stainless steel and nickel plated aluminum CG connectors

For Aluminum Cord Connectors		Use Catalog Number	Dimensions (in/mm)		Wt. Lbs./Kgs. Per 100
CG—Straight	CG—90°		A	B	
For Connectors with 3/8 Inch Hubs					
CG-1238	CG90-1238	CG-SR1	0.94/23.9	3.63/92.2	5.40/2.40
CG-1838	CG90-1838	CG-SR2	0.94/23.9	4.38/111.3	5.40/2.40
CG-3138	CG90-3138	CG-SR3	0.94/23.9	5.5/139.7	5.40/2.40
For Connectors with 1/2 Inch Hubs					
CG-1250	—	CG-SR1	0.94/23.9	3.63/92.2	11.70/5.30
—	CG90-1250	CG-SR4	1.25/31.8	4.38/111.3	11.70/5.30
CG-1850	—	CG-SR2	0.94/23.9	4.38/111.3	11.70/5.30
—	CG90-2550	CG-SR5	1.25/31.8	5.5/139.7	11.70/5.30
CG-3150	—	CG-SR3	0.94/23.9	5.5/139.7	11.70/5.30
CG-3750	CG90-3750	CG-SR6	1.25/31.8	6.13/155.7	11.70/5.30
CG-5050	CG90-5050	CG-SR7	1.25/31.8	6.88/174.8	11.70/5.30
CG-6250	CG90-6250	CG-SR8	1.25/31.8	9.38/238.3	11.70/5.30
For Connectors with 3/4 Inch Hubs					
CG-1275	—	CG-SR4	1.25/31.8	4.38/111.3	16.10/7.30
CG-2575	—	CG-SR5	1.25/31.8	5.5/139.7	16.10/7.30
—	CG90-2575	CG-SR9	1.38/35.1	4.13/104.9	16.10/7.30
CG-3775	—	CG-SR6	1.25/31.8	6.13/155.7	16.10/7.30
—	CG90-3775	CG-SR10	1.38/35.1	5.5/139.7	16.10/7.30
CG-5075	—	CG-SR7	1.25/31.8	6.88/174.8	16.10/7.30
—	CG90-5075	CG-SR11	1.38/35.1	6.38/162.1	16.10/7.30
CG-6275	CG90-6275	CG-SR12	1.38/35.1	8.38/212.9	16.10/7.30
CG-7575	CG90-7575	CG-SR13	1.38/35.1	9.13/231.9	16.10/7.30
For Connectors with 1 Inch Hubs					
CG-37100	—	CG-SR10	1.38/35.1	5.5/139.7	18.70/8.50
CG-50100	—	CG-SR11	1.38/35.1	6.38/162.1	18.70/8.50
CG-62100	—	CG-SR12	1.38/35.1	8.38/212.9	18.70/8.50
—	CG90-62100	CG-SR14	1.75/44.5	9.06/230.1	18.70/8.50
CG-75100	CG90-75100	CG-SR15	1.75/44.5	9.06/230.1	18.70/8.50
CG-87100	CG90-87100	CG-SR16	1.75/44.5	7.94/201.7	18.70/8.50
CG-100100	CG90-100100	CG-SR17	1.75/44.5	7.94/201.7	18.70/8.50
For Connectors with 1-1/4 Inch Hubs					
CG-75125	—	CG-SR15	1.75/44.5	9.06/230.1	21.40/9.70
—	CG90-75125	CG-SR18	2.13/54.1	8.94/227.1	21.40/9.70
CG-87125	—	CG-SR16	1.75/44.5	7.94/201.7	21.40/9.70
—	CG90-87125	CG-SR19	2.13/54.1	7.94/201.7	21.40/9.70
CG-100125	CG90-100125	CG-SR20	2.13/54.1	8.69/220.7	21.40/9.70
CG-112125	CG90-112125	CG-SR21	2.13/54.1	9.31/236.5	21.40/9.70
CG-125125	CG90-125125	CG-SR22	2.13/54.1	11.56/293.6	21.40/9.70
CG-137125	CG90-137125	CG-SR23	2.13/54.1	10.81/274.6	21.40/9.70



FITTINGS: CABLE AND CORD FITTINGS

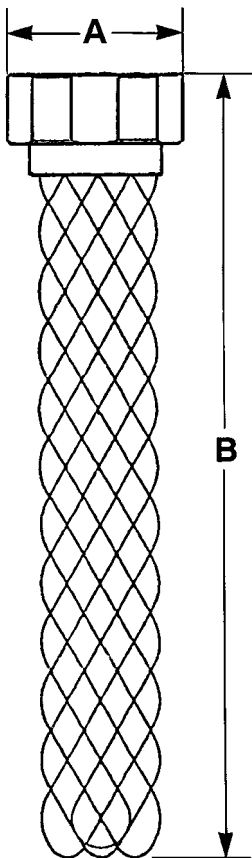
Fittings

Wire Mesh Strain Relief for Steel Cord Connectors

Suitable for use in:
Class I, Division 2
Class II, Division 1 and 2
Class III
NEMA 3R

Not to be used with stainless steel and nickel plated aluminum CG connectors

Steel Cord Connectors			Dimensions (in/mm)		Wt. Lbs./Kgs. Per 100
CG-Straight	CG-90°	Catalog Number	A	B	
For Connectors with 3/8 Inch Hubs					
CG-1238S	CG90-1238S	CG-SR1S	0.94/23.9	3.63/92.2	5.40/2.40
CG-1838S	CG90-1838S	CG-SR2S	0.94/23.9	4.38/111.3	5.40/2.40
CG-3138S	CG90-3138S	CG-SR3S	0.94/23.9	5.5/139.7	5.40/2.40
For Connectors with 1/2 Inch Hubs					
CG-1250S	—	CG-SR1S	0.94/23.9	3.63/92.2	11.70/5.30
—	CG90-1250S	CG-SR4S	1.25/31.8	4.38/111.3	11.70/5.30
CG-1850S	—	CG-SR2S	0.94/23.9	4.38/111.3	11.70/5.30
—	CG90-2550S	CG-SR5S	1.25/31.8	5.5/139.7	11.70/5.30
CG-3150S	—	CG-SR3S	0.94/23.9	5.5/139.7	11.70/5.30
CG-3750S	CG90-3750S	CG-SR6S	1.25/31.8	6.13/155.7	11.70/5.30
CG-5050S	CG90-5050S	CG-SR7S	1.25/31.8	6.88/174.8	11.70/5.30
CG-6250S	CG90-6250S	CG-SR8S	1.25/31.8	9.38/238.3	11.70/5.30
For Connectors with 3/4 Inch Hubs					
CG-1275S	—	CG-SR4S	1.25/31.8	4.38/111.3	16.10/7.30
CG-2575S	—	CG-SR5S	1.25/31.8	5.5/139.7	16.10/7.30
—	CG90-2575S	CG-SR9S	1.38/35.1	4.13/104.9	16.10/7.30
CG-3775S	—	CG-SR6S	1.25/31.8	6.13/155.7	16.10/7.30
—	CG90-3775S	CG-SR10S	1.38/35.1	5.5/139.7	16.10/7.30
CG-5075S	—	CG-SR7S	1.25/31.8	6.88/174.8	16.10/7.30
—	CG90-5075S	CG-SR11S	1.38/35.1	6.38/162.1	16.10/7.30
CG-6275S	CG90-6275S	CG-SR12S	1.38/35.1	8.38/212.9	16.10/7.30
CG-7575S	CG90-7575S	CG-SR13S	1.38/35.1	9.13/231.9	16.10/7.30
For Connectors with 1 Inch Hubs					
CG-37100S	—	CG-SR10S	1.38/35.1	5.5/139.7	18.70/8.50
CG-50100S	—	CG-SR11S	1.38/35.1	6.38/162.1	18.70/8.50
CG-62100S	—	CG-SR12S	1.38/35.1	8.38/212.9	18.70/8.50
—	CG90-62100S	CG-SR14S	1.75/44.5	9.06/230.1	18.70/8.50
CG-75100S	CG90-75100S	CG-SR15S	1.75/44.5	9.06/230.1	18.70/8.50
CG-87100S	CG90-87100S	CG-SR16S	1.75/44.5	7.94/201.7	18.70/8.50
CG-100100S	CG90-100100S	CG-SR17S	1.75/44.5	7.94/201.7	18.70/8.50
For Connectors with 1-1/4 Inch Hubs					
CG-75125S	—	CG-SR15S	1.75/44.5	9.06/230.1	21.40/9.70
—	CG90-75125S	CG-SR18S	2.13/54.1	8.94/227.1	21.40/9.70
CG-87125S	—	CG-SR16S	1.75/44.5	7.94/201.7	21.40/9.70
—	CG90-87125S	CG-SR19S	2.13/54.1	7.94/201.7	21.40/9.70
CG-100125S	CG90-100125S	CG-SR20S	2.13/54.1	8.69/220.7	21.40/9.70
CG-112125S	CG90-112125S	CG-SR21S	2.13/54.1	9.31/236.5	21.40/9.70
CG-125125S	CG90-125125S	CG-SR22S	2.13/54.1	11.56/293.6	21.40/9.70
CG-137125S	CG90-137125S	CG-SR23S	2.13/54.1	10.81/274.6	21.40/9.70



FITTINGS: CABLE AND CORD FITTINGS

Fittings

Aluminum and Steel Liquidtight Strain Relief Cord and Cable Connectors

Suitable for use in:
 Class I, Division 2
 Class II, Division 1 and 2
 Class III
 NEMA 3R

Application

- Provide a liquidtight and strain relief termination for flexible type neoprene, hypalon, and PVC jacketed power or control cord and cable.
- For use in wet or dry locations sealing electrical connections against dust and dirt, oil, water or other atmosphere containing moisture.

Features

- Available in straight or 90°, aluminum or steel construction to meet the requirements of rugged service on all types of equipment and in all non-hazardous areas.
- Color coded identification label clearly states the catalog number and minimum-maximum cable diameter range for which the connector is designed.
- Neoprene sealing grommet firmly but safely grips cable jacket providing strain relief while protecting internal wiring connections against external tension on cable or cord.
- Steel or Teflon* washer reduces friction between grommet and connector cap providing even pressure distribution, eliminating leakage resulting from grommet distortion.
- Large aluminum connectors 1-1/2" thru 4" and all steel connectors are constructed with hex head cap.
- For particularly harsh applications, wire mesh strain reliefs may be used with cord and cable connectors.
- CG Series in aluminum construction is available in straight type from 1/4" thru 4", 90° type from 3/8" thru 1-1/4".
- CG Series in steel construction is available in straight type from 1/4" thru 2" and 90° type from 3/8" thru 1-1/4".

Standard Materials

- Aluminum connectors
 - Straight body: aluminum
 - 90° body: cast aluminum
 - Cap: copperfree (4/10 of 1% or less) aluminum
 - Sealing grommet: neoprene
 - Washer: steel or Teflon*
 - Wire mesh strain relief: stainless steel
 - Cap on wire mesh: copperfree (4/10 of 1% or less) aluminum
- Steel connectors
 - Straight body: machined steel
 - 90° body: malleable iron
 - Cap: machined steel
 - Sealing grommet: neoprene
 - Washer: steel or Teflon *
 - Wire mesh strain relief: stainless steel
 - Cap on wire mesh: steel, zinc plate

Certifications and Compliances

- UL Standard: 514B
- UL Listed: E14817
- CSA Standard: C22.2 No. 18.3
- CSA Certified: 065178


Related Products

- Locknuts are available, refer to *Commercial Fittings*

Options

- PVC coating available on select connectors. Add suffix **-PVC** to catalog number.

Aluminum



Straight



90°

Steel




Straight



90°



Wire Mesh Strain Relief for Cord Connectors

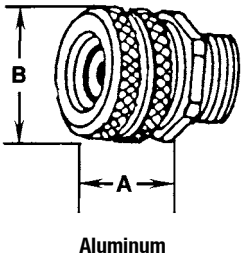
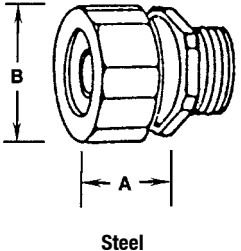
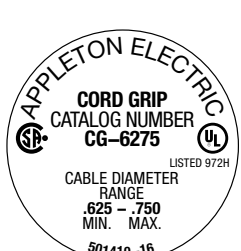


Color coded label


* Teflon is a registered trademark of E.I. DuPont de Nemours and Co.

Straight Liquiddtight Strain Relief Cord and Cable Connectors

Suitable for use in:
 Class I, Division 2
 Class II, Division 1 and 2
 Class III
 NEMA 3R

	Catalog Number		Cable Range (Inches)	Color Coded Label	Dimensions (in/mm)		Wt. Lbs./Kgs. Per 100	
	Aluminum	Steel			A	B	Aluminum	Steel
 <p>Aluminum</p>	1/4 Inch Hubs							
	CG-0625 ②	CG-0625S ②	0.060—0.156	Purple/Pink	0.88/22.4	0.75/19.1	—	—
	CG-1525 ②	CG-1525S ②	0.156—0.250	Orange/Gray	0.88/22.4	0.75/19.1	3.70/1.68	9.00/4.08
	3/8 Inch Hubs							
	CG-1238	CG-1238S	0.125—0.187	Red	0.81/20.6	0.94/23.9	5.60/2.54	14.80/6.71
	CG-1838	CG-1838S	0.187—0.312	Brown	0.81/20.6	0.94/23.9	5.00/2.27	13.20/5.99
	CG-3138	CG-3138S	0.312—0.437	Yellow	0.81/20.6	0.94/23.9	5.60/2.54	14.80/6.71
	1/2 Inch Hubs ④							
	CG-1250	CG-1250S	0.125—0.187	Red	0.81/20.6	0.94/23.9	6.00/2.72	15.60/7.08
	CG-1850	CG-1850S	0.187—0.312	Brown	0.81/20.6	0.94/23.9	6.00/2.72	15.60/7.08
CG-3150	CG-3150S	0.312—0.437	Yellow	0.81/20.6	0.94/23.9	6.00/2.72	15.60/7.08	
CG-3750	CG-3750S	0.375—0.500	Purple	0.81/20.6	1.25/31.8	8.00/3.63	20.80/9.43	
CG-5050	CG-5050S	0.500—0.625	Pink	0.81/20.6	1.25/31.8	8.00/3.63	20.80/9.43	
CG6250 ①	CG-6250S ①	0.625—0.750	Orange	0.81/20.6	1.25/31.8	8.00/3.63	20.80/9.43	
 <p>Steel</p>	3/4 Inch Hubs ④							
	CG-1275	CG-1275S	0.125—0.250	Blue	0.88/22.4	1.25/31.8	10.00/4.54	26.00/11.79
	CG-2575	CG-2575S	0.250—0.375	Green	0.88/22.4	1.25/31.8	10.00/4.54	26.00/11.79
	CG-3775	CG-3775S	0.375—0.500	Purple	0.88/22.4	1.25/31.8	10.00/4.54	26.00/11.79
	CG-5075	CG-5075S	0.500—0.625	Pink	0.88/22.4	1.25/31.8	10.00/4.54	26.00/11.79
	CG-6275	CG-6275S	0.625—0.750	Orange	0.88/22.4	1.38/35.1	10.00/4.54	26.00/11.79
	CG-7575 ①	CG-7575S ①	0.750—0.875	Gray	0.88/22.4	1.38/35.1	10.00/4.54	26.00/11.79
	1 Inch Hubs ④							
	CG-37100	CG-37100S	0.375—0.500	Purple	0.94/23.9	1.38/35.1	15.00/6.80	39.00/17.69
	CG-50100	CG-50100S	0.500—0.625	Pink	0.94/23.9	1.38/35.1	15.00/6.80	39.00/17.69
CG-62100	CG-62100S	0.625—0.750	Orange	0.94/23.9	1.38/35.1	15.00/6.80	39.00/17.69	
CG-75100	CG-75100S	0.750—0.875	Gray	0.94/23.9	1.75/44.5	15.00/6.80	39.00/17.69	
CG-87100	CG-87100S	0.875—1.000	Red	0.94/23.9	1.75/44.5	15.00/6.80	39.00/17.69	
CG-100100 ①	CG-100100S ①	1.000—1.125	Blue	0.94/23.9	1.75/44.5	15.00/6.80	39.00/17.69	
 <p>Steel</p>	1-1/4 Inch Hubs ④							
	CG-75125	CG-75125S	0.750—0.875	Gray	1.06/26.9	1.75/44.5	23.00/10.43	60.00/27.22
	CG-87125	CG-87125S	0.875—1.000	Red	1.06/26.9	1.75/44.5	25.00/11.34	65.00/29.48
	CG-100125	CG-100125S	1.000—1.125	Blue	1.06/26.9	2.13/54.1	25.00/11.34	65.00/29.48
	CG-112125	CG-112125S	1.125—1.250	Brown	1.06/26.9	2.13/54.1	25.00/11.34	65.00/29.48
	CG-125125 ①	CG-125125S ①	1.250—1.375	Green	1.06/26.9	2.13/54.1	22.00/9.98	57.00/25.85
	CG-137125 ①	CG-137125S ①	1.375—1.500	Yellow	1.06/26.9	2.13/54.1	20.00/9.07	52.00/23.59
	1-1/2 Inch Hubs							
	CG-115150	CG-115150S	1.156—1.312	—	1.94/49.3	2.19/55.6	31.10/14.11	92.00/41.73
	CG-128150 ③	CG-128150S	1.281—1.531	—	2.63/66.8	2.56/65.0	61.20/27.76	160.00/72.57
2 Inch Hubs								
CG-153200 ②	CG-153200S	1.531—1.780	—	2.44/62.0	3.00/76.2	95.00/43.09	230.00/104.33	
CG-165200 ③	—	1.650—2.000	—	2.44/62.0	3.19/81.0	100.00/45.36	—	
2-1/2 Inch Hubs								
CG-200250 ③	—	2.000—2.343	—	3.06/77.7	3.44/87.4	141.30/64.09	—	
CG-225250 ③	—	2.250—2.500	—	3.06/77.7	3.69/93.7	141.90/64.36	—	
3 Inch Hubs								
CG-250300 ③	—	2.500—2.843	—	3.06/77.7	4.06/103.1	196.30/89.04	—	
CG-268300 ③	—	2.687—3.062	—	3.25/82.6	4.50/114.3	256.30/116.26	—	
3-1/2 Inch Hubs ②								
CG-300350	—	3.000—3.390	—	3.25/82.6	4.75/120.7	212.50/96.39	—	
CG-328350	—	3.281—3.515	—	3.25/82.6	5.00/127.0	225.00/102.06	—	
4 Inch Hubs ②								
CG-350400	—	3.500—3.843	—	3.25/82.6	5.25/133.4	275.00/124.74	—	
CG-375400	—	3.750—4.000	—	3.25/82.6	5.50/139.7	293.80/133.27	—	

- ① Remove sufficient outer covering of cord or cable to pass conductors through connector body.
- ② Not UL Listed.
- ③ Not CSA Certified.
- ④ PVC coating available on select connectors. Add suffix **-PVC** to catalog number.



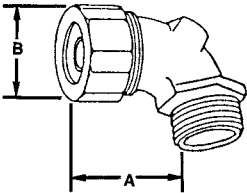
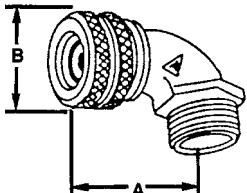
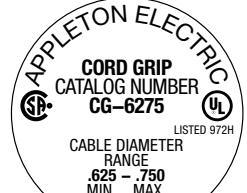

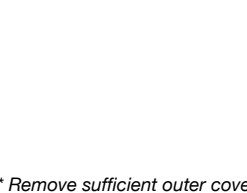
Color coded label

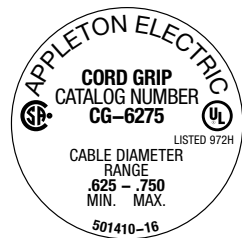
FITTINGS: CABLE AND CORD FITTINGS

Fittings

90° Liquidtight Strain Relief Cord and Cable Connectors

Suitable for use in:
 Class I, Division 2
 Class II, Division 1 and 2
 Class III
 NEMA 3R

	Catalog Number		Cable Range (Inches)	Color Coded Label	Dimension (in/mm)		Wt. Lbs./Kgs. Per 100	
	Aluminum	Steel			A	B	Aluminum	Steel
3/8 Inch Hubs								
	CG90-1238	CG90-1238S	0.125—0.187	Red	1.63/41.4	0.94/23.9	13.00/5.90	34.00/15.42
	CG90-1838	CG90-1838S	0.187—0.312	Brown	1.63/41.4	0.94/23.9	7.00/3.18	18.40/8.35
	CG90-3138 *	CG90-3138S *	0.312—0.437	Yellow	1.63/41.4	0.94/23.9	7.00/3.18	18.40/8.35
1/2 Inch Hubs								
	CG90-1250	CG90-1250S	0.125—0.250	Blue	1.63/41.4	1.25/31.8	13.00/5.90	34.00/15.42
	CG90-2550	CG90-2550S	0.250—0.375	Green	1.63/41.4	1.25/31.8	13.00/5.90	34.00/15.42
	CG90-3750	CG90-3750S	0.375—0.500	Purple	1.63/41.4	1.25/31.8	12.00/5.44	31.20/14.15
	CG90-5050 *	CG90-5050S *	0.500—0.625	Pink	1.5/38.1	1.25/31.8	10.00/4.54	26.00/11.79
	CG90-6250 *	CG90-6250S *	0.625—0.750	Orange	1.5/38.1	1.25/31.8	12.00/5.44	31.20/14.15
3/4 Inch Hubs								
	CG90-2575	CG90-2575S	0.250—0.375	Green	1.75/44.5	1.38/35.1	16.00/7.26	41.60/18.87
	CG90-3775	CG90-3775S	0.375—0.500	Purple	1.75/44.5	1.38/35.1	16.00/7.26	41.60/18.87
	CG90-5075	CG90-5075S	0.500—0.625	Pink	1.75/44.5	1.38/35.1	16.00/7.26	41.60/18.87
	CG90-6275 *	CG90-6275S *	0.625—0.750	Orange	1.63/41.4	1.38/35.1	16.00/7.26	41.60/18.87
	CG90-7575 *	CG90-7575S *	0.750—0.875	Gray	1.63/41.4	1.38/35.1	16.00/7.26	41.60/18.87
1 Inch Hubs								
	CG90-62100	CG90-62100S	0.625—0.750	Orange	2.19/55.6	1.75/44.5	26.00/11.79	67.60/30.66
	CG90-75100	CG90-75100S	0.750—0.875	Gray	2.19/55.6	1.75/44.5	40.00/18.14	104.00/47.17
	CG90-87100 *	CG90-87100S *	0.875—1.000	Red	2.19/55.6	1.75/44.5	25.00/11.34	65.00/29.48
	CG90-100100 *	CG90-100100S *	1.000—1.125	Blue	2.19/55.6	1.75/44.5	26.00/11.79	67.60/30.66
1-1/4 Inch Hubs								
	CG90-75125	CG90-75125S	0.750—0.875	Gray	2.56/65.0	2.13/54.1	40.00/18.14	104.00/47.17
	CG90-87125	CG90-87125S	0.875—1.000	Red	2.56/65.0	2.13/54.1	41.00/18.60	106.60/48.35
	CG90-100125	CG90-100125S	1.000—1.125	Blue	2.56/65.0	2.13/54.1	39.00/17.69	101.40/45.99
	CG90-112125 *	CG90-112125S *	1.125—1.250	Brown	2.44/62.0	2.13/54.1	38.00/17.24	98.80/44.81
	CG90-125125 *	CG90-125125S *	1.250—1.375	Green	2.44/62.0	2.13/54.1	60.00/27.22	156.00/70.76
CG90-137125 *	CG90-137125S *	1.375—1.500	Yellow	2.44/62.0	2.13/54.1	35.00/15.88	91.00/41.28	



Color coded label

FITTINGS: CABLE AND CORD FITTINGS

Fittings

* Remove sufficient outer covering of cord or cable to pass conductors through connector body.

Replacement Glands for Aluminum and Steel CG and CG90 Connectors

Suitable for use in:
 Class I, Division 2
 Class II, Division 1 and 2
 Class III
 NEMA 3R

Not to be used with stainless steel and nickel plated aluminum CG connectors

Catalog Number	For Use With Straight Connectors	For Use With 90° Connectors	Cable Range (Inches)	Wt. Lbs./Kgs. Per 100
For Connectors with 3/8 Inch Hubs				
CGG-221	CG-1238	CG90-1238	0.125—0.187	2.50/1.13
CGG-222	CG-1838	CG90-1838	0.187—0.312	1.90/0.86
CGG-223	CG-3138	CG90-3138	0.312—0.437	1.30/0.59
For Connectors with 1/2 Inch Hubs				
CGG-221	CG-1250	—	0.125—0.187	2.50/1.13
CGG-271	—	CG90-1250	0.125—0.250	1.90/0.86
CGG-222	CG-1850	—	0.187—0.312	1.90/0.86
CGG-272	—	CG90-2550	0.250—0.375	1.30/0.59
CGG-223	CG-3150	—	0.312—0.437	1.30/0.59
CGG-273	CG-3750	CG90-3750	0.375—0.500	1.90/0.86
CGG-274	CG-5050	CG90-5050	0.500—0.625	1.30/0.59
CGG-275	CG-6250	CG90-6250	0.625—0.750	1.00/0.45
For Connectors with 3/4 Inch Hubs				
CGG-271	CG-1275	—	0.125—0.250	1.90/0.86
CGG-272	CG-2575	—	0.250—0.375	1.30/0.59
CGG-325	—	CG90-2575	0.250—0.375	1.30/0.59
CGG-273	CG-3775	—	0.375—0.500	1.90/0.86
CGG-321	—	CG90-3775	0.375—0.500	1.90/0.86
CGG-274	CG-5075	—	0.500—0.625	1.30/0.59
CGG-322	—	CG90-5075	0.500—0.625	1.30/0.59
CGG-323	CG-6275	CG90-6275	0.625—0.750	1.00/0.45
CGG-324	CG-7575	CG90-7575	0.750—0.875	1.00/0.45
For Connectors with 1 Inch Hubs				
CGG-321	CG-37100	—	0.375—0.500	1.90/0.86
CGG-322	CG-50100	—	0.500—0.625	1.30/0.59
CGG-323	CG-62100	—	0.625—0.750	1.00/0.45
CGG-374	—	CG90-62100	0.625—0.750	1.00/0.45
CGG-371	CG-75100	CG90-75100	0.750—0.875	2.90/1.32
CGG-372	CG-87100	CG90-87100	0.875—1.000	2.50/1.13
CGG-373	CG-100100	CG90-100100	1.000—1.125	2.20/1.00
For Connectors with 1-1/4 Inch Hubs				
CGG-371	CG-75125	—	0.750—0.875	2.90/1.32
CGG-425	—	CG90-75125	0.750—0.875	2.90/1.32
CGG-372	CG-87125	—	0.875—1.000	2.50/1.13
CGG-426	—	CG90-87125	0.875—1.000	2.50/1.13
CGG-421	CG-100125	CG90-100125	1.000—1.125	2.20/1.00
CGG-422	CG-112125	CG90-112125	1.125—1.250	1.90/0.86
CGG-423	CG-125125	CG90-125125	1.250—1.375	1.60/0.73
CGG-424	CG-137125	CG90-137125	1.375—1.500	1.30/0.59



FITTINGS: CABLE AND CORD FITTINGS

Fittings

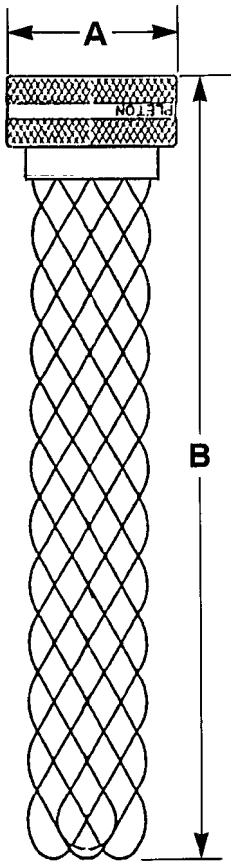
For Steel Backed Neoprene Sealing Gaskets and Steel Gasketed Sealing Locknuts, see Commercial Fittings.

Wire Mesh Strain Relief for Aluminum Cord Connectors

Suitable for use in:
 Class I, Division 2
 Class II, Division 1 and 2
 Class III
 NEMA 3R

Not to be used with stainless steel and nickel plated aluminum CG connectors

For Aluminum Cord Connectors		Use Catalog Number	Dimensions (in/mm)		Wt. Lbs./Kgs. Per 100
CG—Straight	CG—90°		A	B	
For Connectors with 3/8 Inch Hubs					
CG-1238	CG90-1238	CG-SR1	0.94/23.9	3.63/92.2	5.40/2.40
CG-1838	CG90-1838	CG-SR2	0.94/23.9	4.38/111.3	5.40/2.40
CG-3138	CG90-3138	CG-SR3	0.94/23.9	5.5/139.7	5.40/2.40
For Connectors with 1/2 Inch Hubs					
CG-1250	—	CG-SR1	0.94/23.9	3.63/92.2	11.70/5.30
—	CG90-1250	CG-SR4	1.25/31.8	4.38/111.3	11.70/5.30
CG-1850	—	CG-SR2	0.94/23.9	4.38/111.3	11.70/5.30
—	CG90-2550	CG-SR5	1.25/31.8	5.5/139.7	11.70/5.30
CG-3150	—	CG-SR3	0.94/23.9	5.5/139.7	11.70/5.30
CG-3750	CG90-3750	CG-SR6	1.25/31.8	6.13/155.7	11.70/5.30
CG-5050	CG90-5050	CG-SR7	1.25/31.8	6.88/174.8	11.70/5.30
CG-6250	CG90-6250	CG-SR8	1.25/31.8	9.38/238.3	11.70/5.30
For Connectors with 3/4 Inch Hubs					
CG-1275	—	CG-SR4	1.25/31.8	4.38/111.3	16.10/7.30
CG-2575	—	CG-SR5	1.25/31.8	5.5/139.7	16.10/7.30
—	CG90-2575	CG-SR9	1.38/35.1	4.13/104.9	16.10/7.30
CG-3775	—	CG-SR6	1.25/31.8	6.13/155.7	16.10/7.30
—	CG90-3775	CG-SR10	1.38/35.1	5.5/139.7	16.10/7.30
CG-5075	—	CG-SR7	1.25/31.8	6.88/174.8	16.10/7.30
—	CG90-5075	CG-SR11	1.38/35.1	6.38/162.1	16.10/7.30
CG-6275	CG90-6275	CG-SR12	1.38/35.1	8.38/212.9	16.10/7.30
CG-7575	CG90-7575	CG-SR13	1.38/35.1	9.13/231.9	16.10/7.30
For Connectors with 1 Inch Hubs					
CG-37100	—	CG-SR10	1.38/35.1	5.5/139.7	18.70/8.50
CG-50100	—	CG-SR11	1.38/35.1	6.38/162.1	18.70/8.50
CG-62100	—	CG-SR12	1.38/35.1	8.38/212.9	18.70/8.50
—	CG90-62100	CG-SR14	1.75/44.5	9.06/230.1	18.70/8.50
CG-75100	CG90-75100	CG-SR15	1.75/44.5	9.06/230.1	18.70/8.50
CG-87100	CG90-87100	CG-SR16	1.75/44.5	7.94/201.7	18.70/8.50
CG-100100	CG90-100100	CG-SR17	1.75/44.5	7.94/201.7	18.70/8.50
For Connectors with 1-1/4 Inch Hubs					
CG-75125	—	CG-SR15	1.75/44.5	9.06/230.1	21.40/9.70
—	CG90-75125	CG-SR18	2.13/54.1	8.94/227.1	21.40/9.70
CG-87125	—	CG-SR16	1.75/44.5	7.94/201.7	21.40/9.70
—	CG90-87125	CG-SR19	2.13/54.1	7.94/201.7	21.40/9.70
CG-100125	CG90-100125	CG-SR20	2.13/54.1	8.69/220.7	21.40/9.70
CG-112125	CG90-112125	CG-SR21	2.13/54.1	9.31/236.5	21.40/9.70
CG-125125	CG90-125125	CG-SR22	2.13/54.1	11.56/293.6	21.40/9.70
CG-137125	CG90-137125	CG-SR23	2.13/54.1	10.81/274.6	21.40/9.70



FITTINGS: CABLE AND CORD FITTINGS

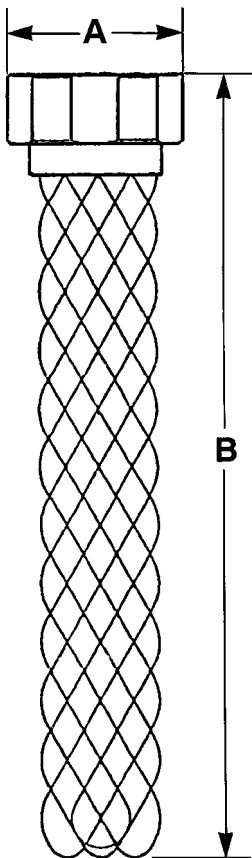
Fittings

Wire Mesh Strain Relief for Steel Cord Connectors

Suitable for use in:
 Class I, Division 2
 Class II, Division 1 and 2
 Class III
 NEMA 3R

Not to be used with stainless steel and nickel plated aluminum CG connectors

Steel Cord Connectors			Dimensions (in/mm)		Wt. Lbs./Kgs. Per 100
CG-Straight	CG-90°	Catalog Number	A	B	
For Connectors with 3/8 Inch Hubs					
CG-1238S	CG90-1238S	CG-SR1S	0.94/23.9	3.63/92.2	5.40/2.40
CG-1838S	CG90-1838S	CG-SR2S	0.94/23.9	4.38/111.3	5.40/2.40
CG-3138S	CG90-3138S	CG-SR3S	0.94/23.9	5.5/139.7	5.40/2.40
For Connectors with 1/2 Inch Hubs					
CG-1250S	—	CG-SR1S	0.94/23.9	3.63/92.2	11.70/5.30
—	CG90-1250S	CG-SR4S	1.25/31.8	4.38/111.3	11.70/5.30
CG-1850S	—	CG-SR2S	0.94/23.9	4.38/111.3	11.70/5.30
—	CG90-2550S	CG-SR5S	1.25/31.8	5.5/139.7	11.70/5.30
CG-3150S	—	CG-SR3S	0.94/23.9	5.5/139.7	11.70/5.30
CG-3750S	CG90-3750S	CG-SR6S	1.25/31.8	6.13/155.7	11.70/5.30
CG-5050S	CG90-5050S	CG-SR7S	1.25/31.8	6.88/174.8	11.70/5.30
CG-6250S	CG90-6250S	CG-SR8S	1.25/31.8	9.38/238.3	11.70/5.30
For Connectors with 3/4 Inch Hubs					
CG-1275S	—	CG-SR4S	1.25/31.8	4.38/111.3	16.10/7.30
CG-2575S	—	CG-SR5S	1.25/31.8	5.5/139.7	16.10/7.30
—	CG90-2575S	CG-SR9S	1.38/35.1	4.13/104.9	16.10/7.30
CG-3775S	—	CG-SR6S	1.25/31.8	6.13/155.7	16.10/7.30
—	CG90-3775S	CG-SR10S	1.38/35.1	5.5/139.7	16.10/7.30
CG-5075S	—	CG-SR7S	1.25/31.8	6.88/174.8	16.10/7.30
—	CG90-5075S	CG-SR11S	1.38/35.1	6.38/162.1	16.10/7.30
CG-6275S	CG90-6275S	CG-SR12S	1.38/35.1	8.38/212.9	16.10/7.30
CG-7575S	CG90-7575S	CG-SR13S	1.38/35.1	9.13/231.9	16.10/7.30
For Connectors with 1 Inch Hubs					
CG-37100S	—	CG-SR10S	1.38/35.1	5.5/139.7	18.70/8.50
CG-50100S	—	CG-SR11S	1.38/35.1	6.38/162.1	18.70/8.50
CG-62100S	—	CG-SR12S	1.38/35.1	8.38/212.9	18.70/8.50
—	CG90-62100S	CG-SR14S	1.75/44.5	9.06/230.1	18.70/8.50
CG-75100S	CG90-75100S	CG-SR15S	1.75/44.5	9.06/230.1	18.70/8.50
CG-87100S	CG90-87100S	CG-SR16S	1.75/44.5	7.94/201.7	18.70/8.50
CG-100100S	CG90-100100S	CG-SR17S	1.75/44.5	7.94/201.7	18.70/8.50
For Connectors with 1-1/4 Inch Hubs					
CG-75125S	—	CG-SR15S	1.75/44.5	9.06/230.1	21.40/9.70
—	CG90-75125S	CG-SR18S	2.13/54.1	8.94/227.1	21.40/9.70
CG-87125S	—	CG-SR16S	1.75/44.5	7.94/201.7	21.40/9.70
—	CG90-87125S	CG-SR19S	2.13/54.1	7.94/201.7	21.40/9.70
CG-100125S	CG90-100125S	CG-SR20S	2.13/54.1	8.69/220.7	21.40/9.70
CG-112125S	CG90-112125S	CG-SR21S	2.13/54.1	9.31/236.5	21.40/9.70
CG-125125S	CG90-125125S	CG-SR22S	2.13/54.1	11.56/293.6	21.40/9.70
CG-137125S	CG90-137125S	CG-SR23S	2.13/54.1	10.81/274.6	21.40/9.70



FITTINGS: CABLE AND CORD FITTINGS

Fittings