

COMMERCIAL DIMMERS & FAN SPEED CONTROLS

Titan® Series Dimmers & Fan Speed Controls



CD703PW

Titan Commercial Dimmers

- A. Exclusive labeling system has a built-in label holder** enabling instant circuit identification; looks clean and professional.
- B. Included end-caps and spacers** screw directly to heat sinks; center plate snaps easily on and off.
- C. Enclosed slider** helps prevent dust and dirt contamination.
- D. Exclusive adjustable limit control in incandescent dimmers saves energy** and extends bulb life — reduces maximum output by up to 10 percent.
- E. Air-gap switch**
- F. Improved heat management** enables superior load ratings.

Included screwless wall plate components make it easy to assemble a custom multi-gang wall plate in any configuration — saving money and time.

Preset models feature large ON/OFF button and single pole/three-way functionality.



High-reliability design with built-in surge and static protection plus oversize output devices to stand up to abuse.

Power-failure memory retains presets through power outages.

Widest choice of amperage ratings with minimal or no de-rating for faster job planning.

A complete solution for easy, economical multi-gang installations.

The Wattstopper Titan® Series dimmers have key features designed to increase installer productivity. Each comes with all the screwless wall plate components necessary for single gang or multi-gang installations. No need to order any additional components such as long-lead time custom wall plates to finish the job. Complete the installation with everything right out of the box, increasing productivity by finishing up in one visit instead of several.



CDADAPTORKITW

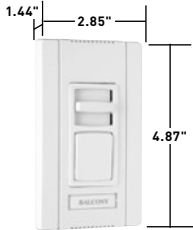




Adaptor kit enables matching installation of standard P&S Decorator-Style Devices – outlets, switches, GFCIs and more. See page 0-21 for ordering information.



COMMERCIAL DIMMERS & FAN SPEED CONTROLS

Titan® Series Incandescent Dimmers


CD703PW - Narrow

CD1100W - Narrow

CD1603PW - Wide

CD2003PW - Wide

CATALOG NUMBER	DESCRIPTION	RATINGS	NARROW OR WIDE	COLOR
INCANDESCENT				
CD700I CD700W CD700 CD700GRY CD700BK CD700LA	Single Pole, Slide-to-OFF	120V, 700W	Narrow	Ivory White Brown Gray Black Light Almond
CD703PI CD703PW CD703P CD703PGRY CD703PBK CD703PLA	Single Pole/3-Way, Preset	120V, 700W	Narrow	Ivory White Brown Gray Black Light Almond
CD1100I CD1100W CD1100 CD1100GRY CD1100BK CD1100LA	Single Pole, Slide-to-OFF	120V, 1100W	Narrow	Ivory White Brown Gray Black Light Almond
CD1103PI CD1103PW CD1103P CD1103PGRY CD1103PBK CD1103PLA	Single Pole/3-Way, Preset	120V, 1100W	Narrow	Ivory White Brown Gray Black Light Almond
CD1600I CD1600W CD1600 CD1600GRY CD1600BK CD1600LA	Single Pole, Slide-to-OFF	120V, 1600W	Wide	Ivory White Brown Gray Black Light Almond
CD1603PI CD1603PW CD1603P CD1603PGRY CD1603PBK CD1603PLA	Single Pole/3-Way, Preset	120V, 1600W	Wide	Ivory White Brown Gray Black Light Almond
CD2000I CD2000W CD2000 CD2000GRY CD2000BK CD2000LA	Single Pole, Slide-to-OFF	120V, 2000W	Wide	Ivory White Brown Gray Black Light Almond
CD2003PI CD2003PW CD2003P CD2003PGRY CD2003PBK CD2003PLA	Single Pole/3-Way, Preset	120V, 2000W	Wide	Ivory White Brown Gray Black Light Almond

Features

- Field configurable wall plate system.
- Labeling system.
- Adjustable top end output voltage.
- Shipped with protective film.
- Rugged construction.
- Superior ratings with a minimum of de-rating when ganged.
- Simple to plan the rough-in.
- Available in single pole slide-to-OFF and single pole/3-way preset models.
- Attractive European styling.
- Eye-catching packaging.
- Exclusive adaptor kit to install other decorator-style opening devices under the Titan® wall plate system. (See Page O-21.)
- Blank center plate included.

For technical specifications, de-rating, and rough-in box charts, see U-170.

All devices listed on this page conform to NEMA WD-1 and WD-6. UL Listed and CSA Certified.

COMMERCIAL DIMMERS & FAN SPEED CONTROLS

Titan® Series Dimmers & Fan Speed Controls



CD703PW

Titan Commercial Dimmers

- A. Exclusive labeling system has a built-in label holder** enabling instant circuit identification; looks clean and professional.
- B. Included end-caps and spacers** screw directly to heat sinks; center plate snaps easily on and off.
- C. Enclosed slider** helps prevent dust and dirt contamination.
- D. Exclusive adjustable limit control in incandescent dimmers saves energy** and extends bulb life — reduces maximum output by up to 10 percent.
- E. Air-gap switch**
- F. Improved heat management** enables superior load ratings.

Included screwless wall plate components make it easy to assemble a custom multi-gang wall plate in any configuration — saving money and time.

Preset models feature large ON/OFF button and single pole/three-way functionality.



High-reliability design with built-in surge and static protection plus oversize output devices to stand up to abuse.

Power-failure memory retains presets through power outages.

Widest choice of amperage ratings with minimal or no de-rating for faster job planning.

A complete solution for easy, economical multi-gang installations.

The Wattstopper Titan® Series dimmers have key features designed to increase installer productivity. Each comes with all the screwless wall plate components necessary for single gang or multi-gang installations. No need to order any additional components such as long-lead time custom wall plates to finish the job. Complete the installation with everything right out of the box, increasing productivity by finishing up in one visit instead of several.



CDADAPTORKITW

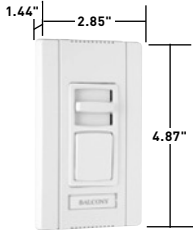




Adaptor kit enables matching installation of standard P&S Decorator-Style Devices – outlets, switches, GFCIs and more. See page 0-21 for ordering information.



COMMERCIAL DIMMERS & FAN SPEED CONTROLS

Titan® Series Incandescent Dimmers


CD703PW - Narrow

CD1100W - Narrow

CD1603PW - Wide

CD2003PW - Wide

CATALOG NUMBER	DESCRIPTION	RATINGS	NARROW OR WIDE	COLOR
INCANDESCENT				
CD700I CD700W CD700 CD700GRY CD700BK CD700LA	Single Pole, Slide-to-OFF	120V, 700W	Narrow	Ivory White Brown Gray Black Light Almond
CD703PI CD703PW CD703P CD703PGRY CD703PBK CD703PLA	Single Pole/3-Way, Preset	120V, 700W	Narrow	Ivory White Brown Gray Black Light Almond
CD1100I CD1100W CD1100 CD1100GRY CD1100BK CD1100LA	Single Pole, Slide-to-OFF	120V, 1100W	Narrow	Ivory White Brown Gray Black Light Almond
CD1103PI CD1103PW CD1103P CD1103PGRY CD1103PBK CD1103PLA	Single Pole/3-Way, Preset	120V, 1100W	Narrow	Ivory White Brown Gray Black Light Almond
CD1600I CD1600W CD1600 CD1600GRY CD1600BK CD1600LA	Single Pole, Slide-to-OFF	120V, 1600W	Wide	Ivory White Brown Gray Black Light Almond
CD1603PI CD1603PW CD1603P CD1603PGRY CD1603PBK CD1603PLA	Single Pole/3-Way, Preset	120V, 1600W	Wide	Ivory White Brown Gray Black Light Almond
CD2000I CD2000W CD2000 CD2000GRY CD2000BK CD2000LA	Single Pole, Slide-to-OFF	120V, 2000W	Wide	Ivory White Brown Gray Black Light Almond
CD2003PI CD2003PW CD2003P CD2003PGRY CD2003PBK CD2003PLA	Single Pole/3-Way, Preset	120V, 2000W	Wide	Ivory White Brown Gray Black Light Almond

Features

- Field configurable wall plate system.
- Labeling system.
- Adjustable top end output voltage.
- Shipped with protective film.
- Rugged construction.
- Superior ratings with a minimum of de-rating when ganged.
- Simple to plan the rough-in.
- Available in single pole slide-to-OFF and single pole/3-way preset models.
- Attractive European styling.
- Eye-catching packaging.
- Exclusive adaptor kit to install other decorator-style opening devices under the Titan® wall plate system. (See Page O-21.)
- Blank center plate included.

For technical specifications, de-rating, and rough-in box charts, see U-170.

All devices listed on this page conform to NEMA WD-1 and WD-6. UL Listed and CSA Certified.