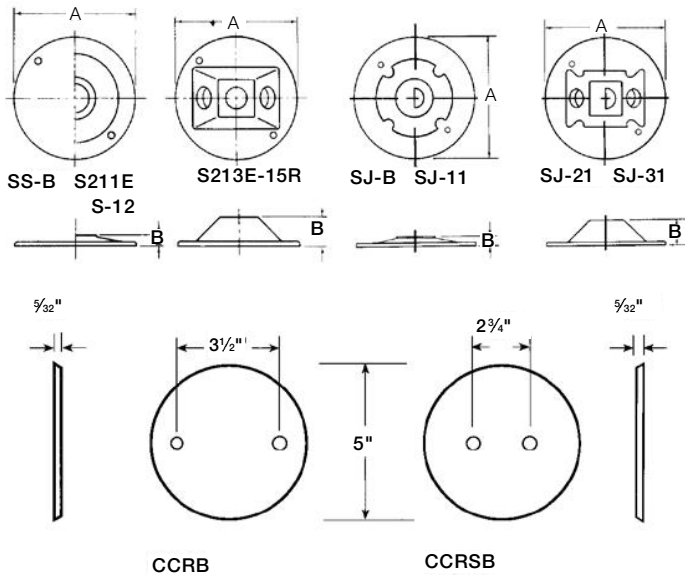
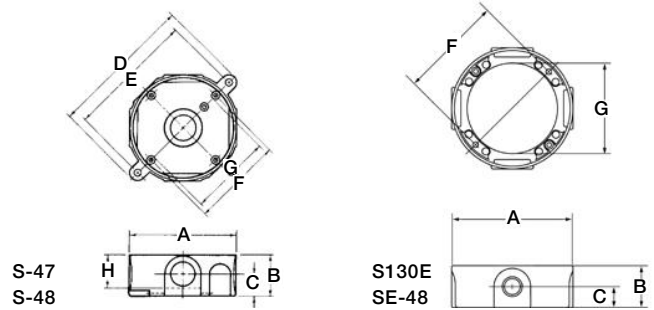
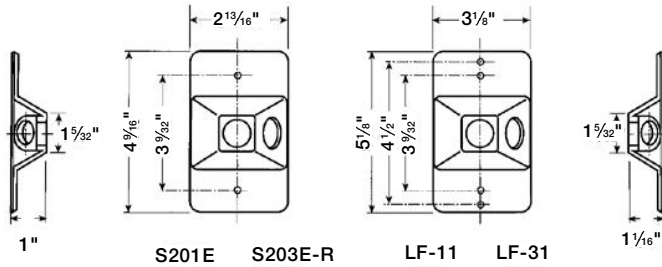


Weatherproof metallic lampholders

Dimensions and photometrics

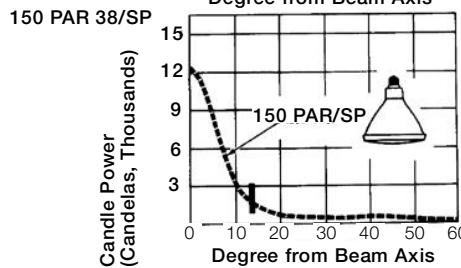
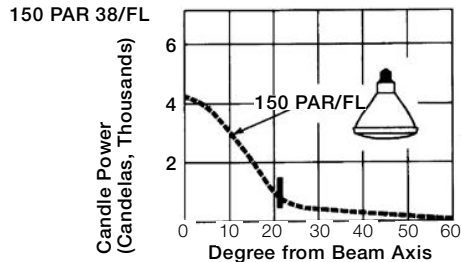
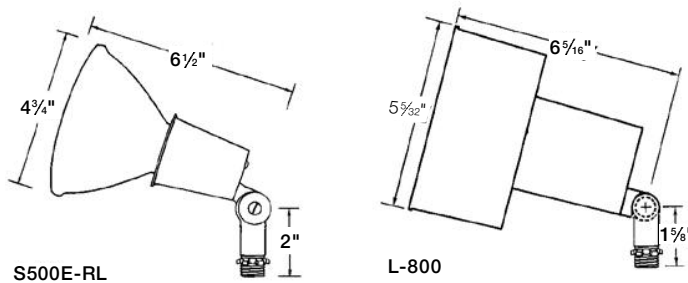
Dimensions in inches



Cat. No.	Hub Size	Dimensions (in.)								
		A	B	C	D	E	F	G	H	CI
S-47	1/2	4 1/8	1 5/8	3/4	5 9/16	4 15/16	3 1/2	3 3/8	1 1/4	16.0
S130E	1/2	4 1/8	1 5/8	1 3/16	—	—	3 1/2	3 3/16	—	18.3
S-48	3/4	4 1/8	1 5/8	7/8	5 9/16	4 15/16	3 1/2	3 3/8	1 1/4	17.0
SE-48	3/4	4 1/8	1 5/8	1 3/16	—	—	3 1/2	3 3/16	—	18.3
SS-B	—	4 1/8	3/64	—	—	—	—	—	—	—
S211E	1/2	4 1/8	1 5/8	—	—	—	—	—	—	—
S-12	3/4	4 1/8	3/8	—	—	—	—	—	—	—
S213E-15R	1/2	4 1/8	1 1/16	—	—	—	—	—	—	—
SJ-B	—	4 1/2	3/8	—	—	—	—	—	—	—
SJ-11	1/2	4 1/2	3/8	—	—	—	—	—	—	—
SJ-21	1/2	4 1/2	1	—	—	—	—	—	—	—
SJ-31	1/2	4 1/2	1	—	—	—	—	—	—	—

Photometrics

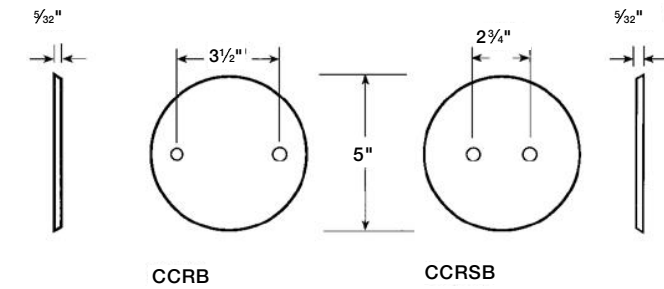
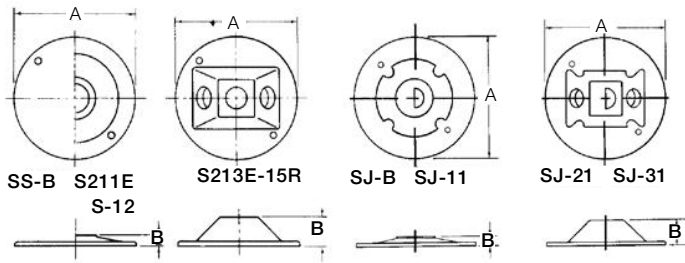
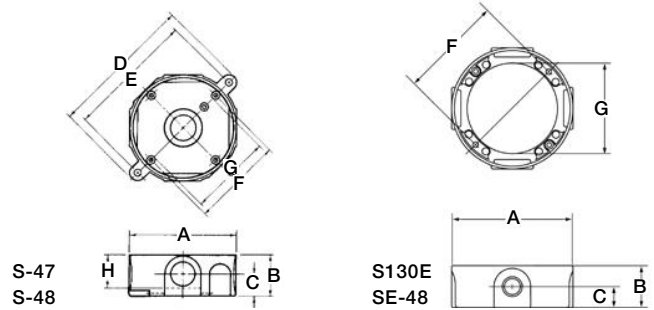
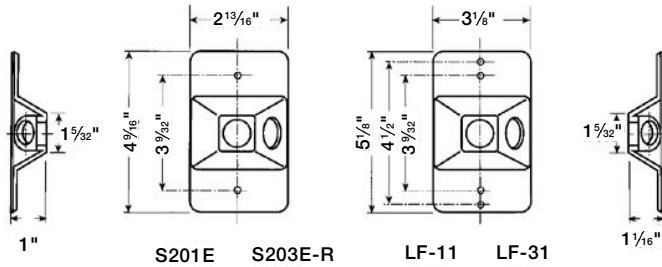
Photometrics are strictly a function of the lamp used.



Weatherproof metallic lampholders

Dimensions and photometrics

Dimensions in inches



Cat. No.	Hub Size	Dimensions (in.)								
		A	B	C	D	E	F	G	H	Cl
S-47	1/2	4 1/8	1 5/8	3/4	5 9/16	4 15/16	3 1/2	3 3/8	1 1/4	16.0
S130E	1/2	4 1/8	1 5/8	1 3/16	—	—	3 1/2	3 3/16	—	18.3
S-48	3/4	4 1/8	1 5/8	7/8	5 9/16	4 15/16	3 1/2	3 3/8	1 1/4	17.0
SE-48	3/4	4 1/8	1 5/8	1 3/16	—	—	3 1/2	3 3/16	—	18.3
SS-B	—	4 1/8	3/64	—	—	—	—	—	—	—
S211E	1/2	4 1/8	1 5/8	—	—	—	—	—	—	—
S-12	3/4	4 1/8	3/8	—	—	—	—	—	—	—
S213E-15R	1/2	4 1/8	1 1/16	—	—	—	—	—	—	—
SJ-B	—	4 1/2	3/8	—	—	—	—	—	—	—
SJ-11	1/2	4 1/2	3/8	—	—	—	—	—	—	—
SJ-21	1/2	4 1/2	1	—	—	—	—	—	—	—
SJ-31	1/2	4 1/2	1	—	—	—	—	—	—	—

Photometrics

Photometrics are strictly a function of the lamp used.

