

# Rigid Conduit and IMC Locknuts

## Applications



- Used to secure an ordinary nut from working loose by locking itself when screwed down tight.

## Material

- Steel or aluminum

## Certifications and Compliances

- UL Standard: 514B
- UL Listed: E14814
- CSA Standard: C22.2 No. 18.3
- CSA Certified: 065178
- NEMA: FB-1

|                                                                                     | Catalog Number | Trade Size (Inches) | Dimensions in Inches/Millimeters |              | Weight Lbs./Kgs. Per 100 |
|-------------------------------------------------------------------------------------|----------------|---------------------|----------------------------------|--------------|--------------------------|
|                                                                                     |                |                     | Diameter                         | Height       |                          |
| <b>Locknuts — Steel</b>                                                             |                |                     |                                  |              |                          |
|   | BL38           | 3/8                 | 0.94/23.9                        | 0.13/3.3     | 1.40/0.64                |
|                                                                                     | BL50           | 1/2                 | 1.13/28.7                        | 0.13/3.3     | 1.30/0.59                |
|                                                                                     | BL75           | 3/4                 | 1.38/35.1                        | 0.13/3.3     | 2.40/1.09                |
|                                                                                     | BL100          | 1                   | 1.69/42.9                        | 0.19/4.8     | 4.00/1.81                |
|                                                                                     | BL125          | 1-1/4               | 2.25/57.2                        | 0.19/4.8     | 5.50/2.49                |
|                                                                                     | BL150          | 1-1/2               | 2.38/60.5                        | 0.19/4.8     | 10.00/4.54               |
|                                                                                     | BL200          | 2                   | 2.88/73.2                        | 0.19/4.8     | 13.90/6.30               |
|                                                                                     | BL250          | 2-1/2               | 3.56/90.4                        | 0.38/9.7     | 24.00/10.89              |
|                                                                                     | BL300          | 3                   | 4.25/108.0                       | 0.38/9.7     | 32.00/14.51              |
|                                                                                     | BL350          | 3-1/2               | 4.81/122.2                       | 0.38/9.7     | 47.00/21.32              |
|                                                                                     | BL400          | 4                   | 5.44/138.2                       | 0.38/9.7     | 60.00/27.22              |
|                                                                                     | BL500          | 5                   | 6.69/169.9                       | 0.50/12.7    | 98.00/44.45              |
| BL600                                                                               | 6              | 7.94/201.7          | 0.50/12.7                        | 160.00/72.57 |                          |
| <b>PVC Gasketed Sealing Locknuts — Steel — Liquidtight</b>                          |                |                     |                                  |              |                          |
|  | BLSG50         | 1/2                 | 1.13/28.7                        | 0.25/6.4     | 1.40/0.64                |
|                                                                                     | BLSG75         | 3/4                 | 1.88/47.8                        | 0.25/6.4     | 2.60/1.18                |
|                                                                                     | BLSG100        | 1                   | 1.75/44.5                        | 0.28/7.1     | 5.00/2.27                |
|                                                                                     | BLSG125        | 1-1/4               | 2.09/53.1                        | 0.28/7.1     | 6.80/3.08                |
|                                                                                     | BLSG150        | 1-1/2               | 2.41/61.2                        | 0.28/7.1     | 11.50/5.22               |
|                                                                                     | BLSG200        | 2                   | 2.94/74.7                        | 0.31/7.9     | 14.70/6.67               |
|                                                                                     | BLSG250        | 2-1/2               | 3.50/88.9                        | 0.38/9.7     | 24.00/10.89              |
|                                                                                     | BLSG300        | 3                   | 4.19/106.4                       | 0.38/9.7     | 32.00/14.51              |
|                                                                                     | BLSG350        | 3-1/2               | 4.75/120.7                       | 0.44/11.2    | 47.00/21.32              |
|                                                                                     | BLSG400        | 4                   | 5.34/135.6                       | 0.44/11.2    | 60.00/27.22              |
|                                                                                     | BLSG500        | 5                   | 6.63/168.4                       | 0.50/12.7    | 98.00/44.45              |
|                                                                                     | BLSG600        | 6                   | 7.88/200.2                       | 0.56/14.2    | 160.00/72.57             |



COMMERCIAL PRODUCTS: RIGID AND IMC FITTINGS

Commercial Products

# Rigid Conduit and IMC Locknuts

COMMERCIAL PRODUCTS: RIGID AND IMC FITTINGS

Commercial Products

|                                                                                     | Catalog Number | Trade Size (Inches) | Dimensions in Inches/Millimeters |           | Weight Lbs. / Kgs. Per 100 |
|-------------------------------------------------------------------------------------|----------------|---------------------|----------------------------------|-----------|----------------------------|
|                                                                                     |                |                     | Diameter                         | Height    |                            |
| <b>Bonding Locknuts — Steel</b>                                                     |                |                     |                                  |           |                            |
|    | GL50           | 1/2                 | 1.38/35.1                        | 0.19/4.8  | 3.00/1.36                  |
|                                                                                     | GL75           | 3/4                 | 1.63/41.4                        | 0.19/4.8  | 3.00/1.36                  |
|                                                                                     | GL100          | 1                   | 1.81/46.0                        | 0.25/6.4  | 5.00/2.27                  |
|                                                                                     | GL125          | 1-1/4               | 2.31/58.7                        | 0.25/6.4  | 6.00/2.72                  |
|                                                                                     | GL150          | 1-1/2               | 2.63/66.8                        | 0.25/6.4  | 7.00/3.18                  |
|                                                                                     | GL200          | 2                   | 3.13/79.5                        | 0.25/6.4  | 13.00/5.90                 |
|                                                                                     | GL250          | 2-1/2               | 3.56/90.4                        | 0.44/11.2 | 18.00/8.16                 |
|                                                                                     | GL300          | 3                   | 4.25/108.0                       | 0.44/11.2 | 37.00/16.78                |
|                                                                                     | GL350          | 3-1/2               | 4.81/122.2                       | 0.50/12.7 | 45.00/20.41                |
|                                                                                     | GL400          | 4                   | 5.44/138.2                       | 0.50/12.7 | 50.00/22.68                |
| <b>Locknuts — Aluminum</b>                                                          |                |                     |                                  |           |                            |
|  | BL50A          | 1/2                 | 1.13/28.7                        | 0.19/4.8  | 0.50/0.23                  |
|                                                                                     | BL75A          | 3/4                 | 1.38/35.1                        | 0.19/4.8  | 0.80/0.36                  |
|                                                                                     | BL100A         | 1                   | 1.69/42.9                        | 0.19/4.8  | 1.60/0.73                  |
|                                                                                     | BL125A         | 1-1/4               | 2.25/57.2                        | 0.19/4.8  | 2.90/1.32                  |
|                                                                                     | BL150A         | 1-1/2               | 2.38/60.5                        | 0.19/4.8  | 2.20/1.00                  |
|                                                                                     | BL200A         | 2                   | 2.88/73.2                        | 0.19/4.8  | 4.80/2.18                  |
|                                                                                     | BL250A         | 2-1/2               | 3.56/90.4                        | 0.38/9.7  | 7.50/3.40                  |
|                                                                                     | BL300A         | 3                   | 4.25/108.0                       | 0.38/9.7  | 10.60/4.81                 |
|                                                                                     | BL350A         | 3-1/2               | 4.81/122.2                       | 0.38/9.7  | 14.30/6.49                 |
|                                                                                     | BL400A         | 4                   | 5.44/138.2                       | 0.38/9.7  | 18.60/8.44                 |

# Rigid Conduit and IMC Locknuts

## Applications



- Used to secure an ordinary nut from working loose by locking itself when screwed down tight.

## Material

- Steel or aluminum

## Certifications and Compliances



- UL Standard: 514B
- UL Listed: E14814
- CSA Standard: C22.2 No. 18.3
- CSA Certified: 065178
- NEMA: FB-1

|                                                                                     | Catalog Number | Trade Size (Inches) | Dimensions in Inches/Millimeters |              | Weight Lbs./Kgs. Per 100 |
|-------------------------------------------------------------------------------------|----------------|---------------------|----------------------------------|--------------|--------------------------|
|                                                                                     |                |                     | Diameter                         | Height       |                          |
| <b>Locknuts — Steel</b>                                                             |                |                     |                                  |              |                          |
|   | BL38           | 3/8                 | 0.94/23.9                        | 0.13/3.3     | 1.40/0.64                |
|                                                                                     | BL50           | 1/2                 | 1.13/28.7                        | 0.13/3.3     | 1.30/0.59                |
|                                                                                     | BL75           | 3/4                 | 1.38/35.1                        | 0.13/3.3     | 2.40/1.09                |
|                                                                                     | BL100          | 1                   | 1.69/42.9                        | 0.19/4.8     | 4.00/1.81                |
|                                                                                     | BL125          | 1-1/4               | 2.25/57.2                        | 0.19/4.8     | 5.50/2.49                |
|                                                                                     | BL150          | 1-1/2               | 2.38/60.5                        | 0.19/4.8     | 10.00/4.54               |
|                                                                                     | BL200          | 2                   | 2.88/73.2                        | 0.19/4.8     | 13.90/6.30               |
|                                                                                     | BL250          | 2-1/2               | 3.56/90.4                        | 0.38/9.7     | 24.00/10.89              |
|                                                                                     | BL300          | 3                   | 4.25/108.0                       | 0.38/9.7     | 32.00/14.51              |
|                                                                                     | BL350          | 3-1/2               | 4.81/122.2                       | 0.38/9.7     | 47.00/21.32              |
|                                                                                     | BL400          | 4                   | 5.44/138.2                       | 0.38/9.7     | 60.00/27.22              |
|                                                                                     | BL500          | 5                   | 6.69/169.9                       | 0.50/12.7    | 98.00/44.45              |
| BL600                                                                               | 6              | 7.94/201.7          | 0.50/12.7                        | 160.00/72.57 |                          |
| <b>PVC Gasketed Sealing Locknuts — Steel — Liquidtight</b>                          |                |                     |                                  |              |                          |
|  | BLSG50         | 1/2                 | 1.13/28.7                        | 0.25/6.4     | 1.40/0.64                |
|                                                                                     | BLSG75         | 3/4                 | 1.88/47.8                        | 0.25/6.4     | 2.60/1.18                |
|                                                                                     | BLSG100        | 1                   | 1.75/44.5                        | 0.28/7.1     | 5.00/2.27                |
|                                                                                     | BLSG125        | 1-1/4               | 2.09/53.1                        | 0.28/7.1     | 6.80/3.08                |
|                                                                                     | BLSG150        | 1-1/2               | 2.41/61.2                        | 0.28/7.1     | 11.50/5.22               |
|                                                                                     | BLSG200        | 2                   | 2.94/74.7                        | 0.31/7.9     | 14.70/6.67               |
|                                                                                     | BLSG250        | 2-1/2               | 3.50/88.9                        | 0.38/9.7     | 24.00/10.89              |
|                                                                                     | BLSG300        | 3                   | 4.19/106.4                       | 0.38/9.7     | 32.00/14.51              |
|                                                                                     | BLSG350        | 3-1/2               | 4.75/120.7                       | 0.44/11.2    | 47.00/21.32              |
|                                                                                     | BLSG400        | 4                   | 5.34/135.6                       | 0.44/11.2    | 60.00/27.22              |
|                                                                                     | BLSG500        | 5                   | 6.63/168.4                       | 0.50/12.7    | 98.00/44.45              |
|                                                                                     | BLSG600        | 6                   | 7.88/200.2                       | 0.56/14.2    | 160.00/72.57             |

# Rigid Conduit and IMC Locknuts

COMMERCIAL PRODUCTS: RIGID AND IMC FITTINGS

Commercial Products

|                                                                                     | Catalog Number | Trade Size (Inches) | Dimensions in Inches/Millimeters |           | Weight Lbs. / Kgs. Per 100 |
|-------------------------------------------------------------------------------------|----------------|---------------------|----------------------------------|-----------|----------------------------|
|                                                                                     |                |                     | Diameter                         | Height    |                            |
| <b>Bonding Locknuts – Steel</b>                                                     |                |                     |                                  |           |                            |
|    | GL50           | 1/2                 | 1.38/35.1                        | 0.19/4.8  | 3.00/1.36                  |
|                                                                                     | GL75           | 3/4                 | 1.63/41.4                        | 0.19/4.8  | 3.00/1.36                  |
|                                                                                     | GL100          | 1                   | 1.81/46.0                        | 0.25/6.4  | 5.00/2.27                  |
|                                                                                     | GL125          | 1-1/4               | 2.31/58.7                        | 0.25/6.4  | 6.00/2.72                  |
|                                                                                     | GL150          | 1-1/2               | 2.63/66.8                        | 0.25/6.4  | 7.00/3.18                  |
|                                                                                     | GL200          | 2                   | 3.13/79.5                        | 0.25/6.4  | 13.00/5.90                 |
|                                                                                     | GL250          | 2-1/2               | 3.56/90.4                        | 0.44/11.2 | 18.00/8.16                 |
|                                                                                     | GL300          | 3                   | 4.25/108.0                       | 0.44/11.2 | 37.00/16.78                |
|                                                                                     | GL350          | 3-1/2               | 4.81/122.2                       | 0.50/12.7 | 45.00/20.41                |
|                                                                                     | GL400          | 4                   | 5.44/138.2                       | 0.50/12.7 | 50.00/22.68                |
| <b>Locknuts – Aluminum</b>                                                          |                |                     |                                  |           |                            |
|  | BL50A          | 1/2                 | 1.13/28.7                        | 0.19/4.8  | 0.50/0.23                  |
|                                                                                     | BL75A          | 3/4                 | 1.38/35.1                        | 0.19/4.8  | 0.80/0.36                  |
|                                                                                     | BL100A         | 1                   | 1.69/42.9                        | 0.19/4.8  | 1.60/0.73                  |
|                                                                                     | BL125A         | 1-1/4               | 2.25/57.2                        | 0.19/4.8  | 2.90/1.32                  |
|                                                                                     | BL150A         | 1-1/2               | 2.38/60.5                        | 0.19/4.8  | 2.20/1.00                  |
|                                                                                     | BL200A         | 2                   | 2.88/73.2                        | 0.19/4.8  | 4.80/2.18                  |
|                                                                                     | BL250A         | 2-1/2               | 3.56/90.4                        | 0.38/9.7  | 7.50/3.40                  |
|                                                                                     | BL300A         | 3                   | 4.25/108.0                       | 0.38/9.7  | 10.60/4.81                 |
|                                                                                     | BL350A         | 3-1/2               | 4.81/122.2                       | 0.38/9.7  | 14.30/6.49                 |
|                                                                                     | BL400A         | 4                   | 5.44/138.2                       | 0.38/9.7  | 18.60/8.44                 |