

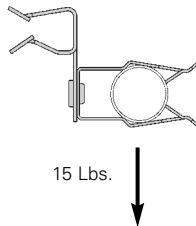
- Quickly attaches conduit to beams.
- Fasteners will rotate 360°.
- Simply installed with a hammer.

## Push-Type Conduit To Beam Fasteners

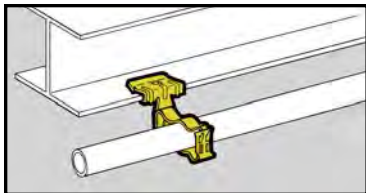


UPC/Part Number	Catalog Number	Conduit Size	Flange Thickness	Box Qty.
78101119275	<b>BP-8-E-2-4</b>	1/2" EMT	1/8" - 1/4"	100
78101119280	<b>BP-8-E-5-8</b>	1/2" EMT	5/16" - 1/2"	100
78101119285	<b>BP-8-E-9-12</b>	1/2" EMT	9/16" - 3/4"	100
78101119375	<b>BP-12-E-2-4</b>	1/2" EMT 1/2" IMC, Rigid	1/8" - 1/4"	100
78101119380	<b>BP-12-E-5-8</b>	1/2" EMT 1/2" IMC, Rigid	5/16" - 1/2"	100
78101119385	<b>BP-12-E-9-12</b>	1/2" EMT 1/2" IMC, Rigid	9/16" - 3/4"	100
78101119465	<b>BP-16-E-2-4</b>	1" EMT 3/4" IMC, Rigid	1/8" - 1/4"	100
78101119470	<b>BP-16-E-5-8</b>	1" EMT 3/4" IMC, Rigid	5/16" - 1/2"	100
78101119475	<b>BP-16-E-9-12</b>	1" EMT 3/4" IMC, Rigid	9/16" - 3/4"	100

**Ultimate  
Static Load  
Capacity**



*Read safety/installation instruction sheets in packages before use.  
These products are designed for positioning only. No load rating.*



- Unique Guide-Rite fastener provides for fast and easy installation.
- Fasteners will rotate 360°.
- Simply installed with a hammer and pliers.

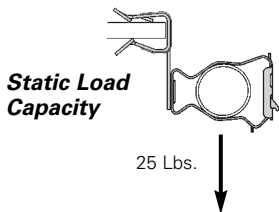
## Guide-Rite™ Conduit To Beam Fasteners




UPC/Part Number	Catalog Number	Conduit Size	Flange Thickness	Box Qty.
78101118430	<b>BG-6-E-2-4*</b>	3/8"	1/8" - 1/4"	100
78101118435	<b>BG-6-E-5-8*</b>	3/8"	5/16" - 1/2"	100
78101118440	<b>BG-6-E-9-12*</b>	3/8"	9/16" - 3/4"	100
78101118505	<b>BG-8-12-E-2-4</b>	1/2", 3/4"	1/8" - 1/4"	100
78101118510	<b>BG-8-12-E-5-8</b>	1/2", 3/4"	5/16" - 1/2"	100
78101118515	<b>BG-8-12-E-9-12</b>	1/2", 3/4"	9/16" - 3/4"	100
78101118575	<b>BG-16-E-2-4</b>	1"	1/8" - 1/4"	100
78101118580	<b>BG-16-E-5-8</b>	1"	5/16" - 1/2"	100
78101118585	<b>BG-16-E-9-12</b>	1"	9/16" - 3/4"	100
78101118660	<b>BG-20-E-2-4</b>	1 1/4"	1/8" - 1/4"	100
78101118665	<b>BG-20-E-5-8</b>	1 1/4"	5/16" - 1/2"	100
78101118670	<b>BG-20-E-9-12</b>	1 1/4"	9/16" - 3/4"	100
78101118705	<b>BG-24-E-2-4</b>	1 1/2"	1/8" - 1/4"	50
78101118710	<b>BG-24-E-5-8</b>	1 1/2"	5/16" - 1/2"	50
78101118715	<b>BG-24-E-9-12</b>	1 1/2"	9/16" - 3/4"	50
78101118745	<b>BG-32-E-2-4</b>	2"	1/8" - 1/4"	50
78101118750	<b>BG-32-E-5-8</b>	2"	5/16" - 1/2"	50
78101118755	<b>BG-32-E-9-12</b>	2"	9/16" - 3/4"	50

Patent #4958792

\* BG-6 will accept the following range  $\varnothing.420 - \varnothing.675$ : 14/2 thru 10/4 MC/AC cable and 5/16" or 3/8" flexible conduit



Read safety/installation instruction sheets in packages before use.  
These products are designed for positioning only. No load rating.



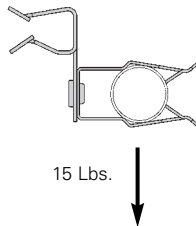
- Quickly attaches conduit to beams.
- Fasteners will rotate 360°.
- Simply installed with a hammer.

## Push-Type Conduit To Beam Fasteners

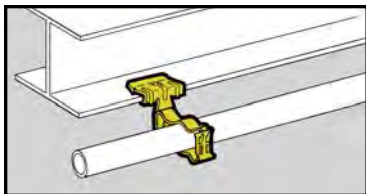


UPC/Part Number	Catalog Number	Conduit Size	Flange Thickness	Box Qty.
78101119275	<b>BP-8-E-2-4</b>	1/2" EMT	1/8" - 1/4"	100
78101119280	<b>BP-8-E-5-8</b>	1/2" EMT	5/16" - 1/2"	100
78101119285	<b>BP-8-E-9-12</b>	1/2" EMT	9/16" - 3/4"	100
78101119375	<b>BP-12-E-2-4</b>	1/2" EMT 1/2" IMC, Rigid	1/8" - 1/4"	100
78101119380	<b>BP-12-E-5-8</b>	1/2" EMT 1/2" IMC, Rigid	5/16" - 1/2"	100
78101119385	<b>BP-12-E-9-12</b>	1/2" EMT 1/2" IMC, Rigid	9/16" - 3/4"	100
78101119465	<b>BP-16-E-2-4</b>	1" EMT 3/4" IMC, Rigid	1/8" - 1/4"	100
78101119470	<b>BP-16-E-5-8</b>	1" EMT 3/4" IMC, Rigid	5/16" - 1/2"	100
78101119475	<b>BP-16-E-9-12</b>	1" EMT 3/4" IMC, Rigid	9/16" - 3/4"	100

**Ultimate  
Static Load  
Capacity**



*Read safety/installation instruction sheets in packages before use.  
These products are designed for positioning only. No load rating.*



- Unique Guide-Rite fastener provides for fast and easy installation.
- Fasteners will rotate 360°.
- Simply installed with a hammer and pliers.

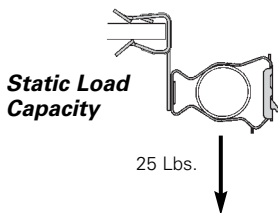
## Guide-Rite™ Conduit To Beam Fasteners



UPC/Part Number	Catalog Number	Conduit Size	Flange Thickness	Box Qty.
78101118430	<b>BG-6-E-2-4*</b>	3/8"	1/8" - 1/4"	100
78101118435	<b>BG-6-E-5-8*</b>	3/8"	5/16" - 1/2"	100
78101118440	<b>BG-6-E-9-12*</b>	3/8"	9/16" - 3/4"	100
78101118505	<b>BG-8-12-E-2-4</b>	1/2", 3/4"	1/8" - 1/4"	100
78101118510	<b>BG-8-12-E-5-8</b>	1/2", 3/4"	5/16" - 1/2"	100
78101118515	<b>BG-8-12-E-9-12</b>	1/2", 3/4"	9/16" - 3/4"	100
78101118575	<b>BG-16-E-2-4</b>	1"	1/8" - 1/4"	100
78101118580	<b>BG-16-E-5-8</b>	1"	5/16" - 1/2"	100
78101118585	<b>BG-16-E-9-12</b>	1"	9/16" - 3/4"	100
78101118660	<b>BG-20-E-2-4</b>	1 1/4"	1/8" - 1/4"	100
78101118665	<b>BG-20-E-5-8</b>	1 1/4"	5/16" - 1/2"	100
78101118670	<b>BG-20-E-9-12</b>	1 1/4"	9/16" - 3/4"	100
78101118705	<b>BG-24-E-2-4</b>	1 1/2"	1/8" - 1/4"	50
78101118710	<b>BG-24-E-5-8</b>	1 1/2"	5/16" - 1/2"	50
78101118715	<b>BG-24-E-9-12</b>	1 1/2"	9/16" - 3/4"	50
78101118745	<b>BG-32-E-2-4</b>	2"	1/8" - 1/4"	50
78101118750	<b>BG-32-E-5-8</b>	2"	5/16" - 1/2"	50
78101118755	<b>BG-32-E-9-12</b>	2"	9/16" - 3/4"	50

Patent #4958792

\* BG-6 will accept the following range  $\varnothing.420 - \varnothing.675$ : 14/2 thru 10/4 MC/AC cable and 5/16" or 3/8" flexible conduit



Read safety/installation instruction sheets in packages before use.  
These products are designed for positioning only. No load rating.