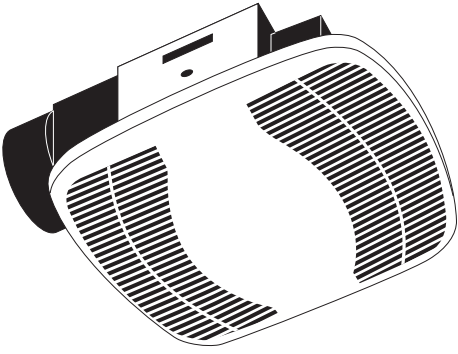




SPECIFICATIONS  
**BFQ80**  
 EXHAUST FANS

 **80 CFM/2.0 Sones @ 0.10" SP.**

- **Grill**  
 White, polymeric grill secured in place with torsion springs; easily removed if necessary, dimensions - 10" x 10".
- **Blower Wheel**  
 One piece polymeric wheel 5 1/8" diameter, 2 3/8" wide, with 48 fins.
- **Motor**  
 Heavy duty, permanently split capacitor, plug-in, 4 pole motor, life time lubrication, thermally protected, suitable for continuous operation. Rated 120 volts, 60 hz.
- **Fan Housing**  
 PC/ABS polymeric, dimensions 8 1/16" x 9 1/8" x 4 3/4".
- **Duct Collar**  
 Plastic collar for 4" duct connection, comes complete with built in non-metallic back draft damper for quiet operation.
- **Ventilating Area**  
 For bathrooms up to 65 sq. ft. For other rooms up to 85 sq. ft.
- **Single Pack Shipping Info**  
 Box Dim: 11 1/16" x 12" x 6 5/16"  
 UPC: 0-8316290302-0  
 Shipping Weight: 5 1/4 lbs.



Acceptable for use over tub or shower when installed in a GFCI protected branch circuit.



- **Unit Mounting**  
 Designed to mount in ceilings with at least 6" of clearance. The unit is mounted directly to the joist using a separate lock-in bracket (included with unit). The housing will mount through drywall thickness up to 3/4", with a rough-in opening of 8 1/16" x 9 1/8".

EXPANDED PERFORMANCE											
	Static Pressure (inches of w.g.)							Sones @ .1 SP	Fan Speed RPM	Maximum Fan Watts	Amps
	0	0.05	0.1	0.125	0.15	0.2	0.25				
<b>Air Flow - CFM</b>	87	84	80	78	75	69	66	2.0	1347	29.0	0.3

<b>PROJECT</b>							<b>ARCHITECT</b>				
<b>LOCATION</b>							<b>ENGINEER</b>				
<b>CONTRACTOR</b>							<b>SUBMITTED BY</b>				<b>DATE</b>
FAN NUMBER	MODEL NUMBER	CFM	IN W.C.	RPM	WATTS	AMPS	SONES	QTY	OPTIONAL EQUIPMENT & REMARKS		



**U.S.:** 820 Lincoln Avenue  
 West Chester, Pennsylvania 19380-4466  
 Tel: (610) 692-7400 • 877-304-3785  
 Fax: (610) 696-8048

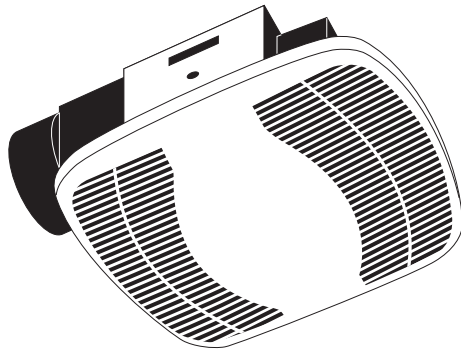
**Canada:**  
 Brampton, Ontario  
 Tel: 905-456-2033  
 Fax: (905) 456-1015




SPECIFICATIONS  
**BFQ80**  
 EXHAUST FANS

**80 CFM/2.0 Sones @ 0.10" SP.**

- **Grill**  
 White, polymeric grill secured in place with torsion springs; easily removed if necessary, dimensions - 10" x 10".
- **Blower Wheel**  
 One piece polymeric wheel 5 1/8" diameter, 2 3/8" wide, with 48 fins.
- **Motor**  
 Heavy duty, permanently split capacitor, plug-in, 4 pole motor, life time lubrication, thermally protected, suitable for continuous operation. Rated 120 volts, 60 hz.
- **Fan Housing**  
 PC/ABS polymeric, dimensions 8 1/16" x 9 1/8" x 4 3/4".
- **Duct Collar**  
 Plastic collar for 4" duct connection, comes complete with built in non-metallic back draft damper for quiet operation.
- **Ventilating Area**  
 For bathrooms up to 65 sq. ft. For other rooms up to 85 sq. ft.
- **Single Pack Shipping Info**  
 Box Dim: 11 1/16" x 12" x 6 5/16"  
 UPC: 0-8316290302-0  
 Shipping Weight: 5 1/4 lbs.



Acceptable for use over tub or shower when installed in a GFCI protected branch circuit.



- **Unit Mounting**  
 Designed to mount in ceilings with at least 6" of clearance. The unit is mounted directly to the joist using a separate lock-in bracket (included with unit). The housing will mount through drywall thickness up to 3/4", with a rough-in opening of 8 1/16" x 9 1/8".

EXPANDED PERFORMANCE											
	Static Pressure (inches of w.g.)							Sones @ .1 SP	Fan Speed RPM	Maximum Fan Watts	Amps
	0	0.05	0.1	0.125	0.15	0.2	0.25				
<b>Air Flow - CFM</b>	87	84	80	78	75	69	66	2.0	1347	29.0	0.3

<b>PROJECT</b>							<b>ARCHITECT</b>				
<b>LOCATION</b>							<b>ENGINEER</b>				
<b>CONTRACTOR</b>							<b>SUBMITTED BY</b>			<b>DATE</b>	
FAN NUMBER	MODEL NUMBER	CFM	IN W.C.	RPM	WATTS	AMPS	SONES	QTY	OPTIONAL EQUIPMENT & REMARKS		



**U.S.:** 820 Lincoln Avenue  
 West Chester, Pennsylvania 19380-4466  
 Tel: (610) 692-7400 • 877-304-3785  
 Fax: (610) 696-8048

**Canada:**  
 Brampton, Ontario  
 Tel: 905-456-2033  
 Fax: (905) 456-1015