

B-LINE SERIES

Fasteners BLF-18

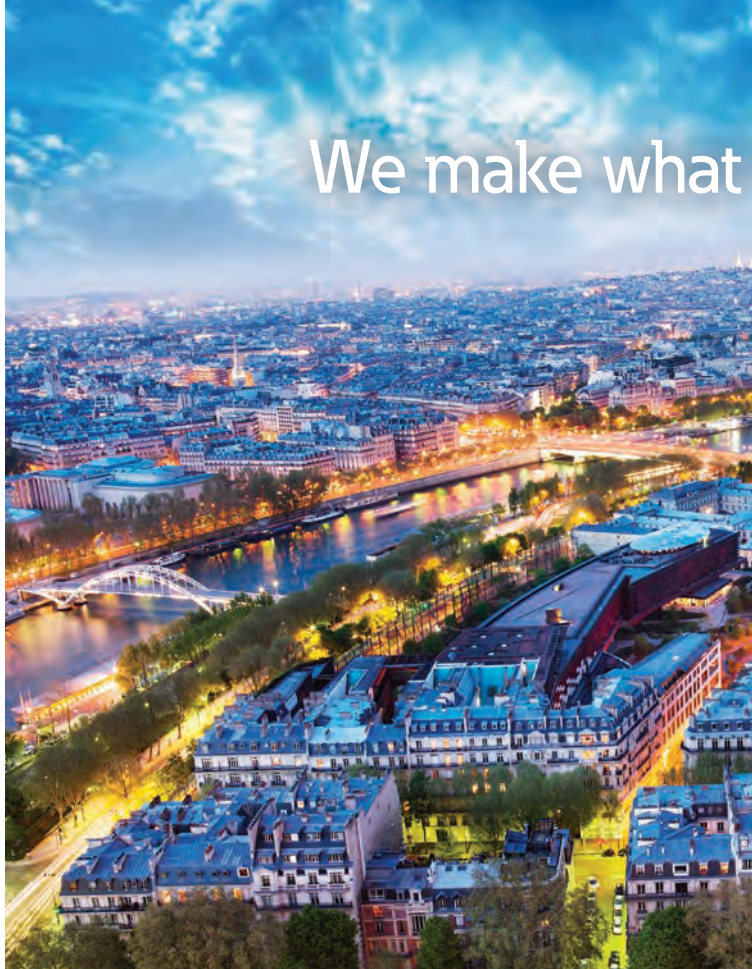
Spring steel
fasteners



EATON

Powering Business Worldwide

We make what



EATON

Powering Business Worldwide



matters work.*



At Eaton, we believe that power is a fundamental part of just about everything people do. That's why we're dedicated to helping our customers find new ways to manage electrical, hydraulic and mechanical power more efficiently, safely and sustainably. To improve people's lives, the communities where we live and work, and the planet our future generations depend upon. Because this is what really matters. And we're here to make sure it works.

To learn more go to: [Eaton.com/whatmatters](https://www.eaton.com/whatmatters)

We make what matters work.

The support you rely on.

Improving efficiency during installation with maximum return on investment.

An application is only as strong as its support systems. It's not only important to have reliable power, but determining how that power is distributed – whether in commercial, industrial or data center applications – is critical for efficiency. We continue to be the brand for systems that effectively protect, connect and enclose engineered facility subsystems, keeping your processes running and costs down. From cable tray systems and strut systems to spring steel fastener solutions, the B-Line series business is focused on innovative solutions.

Within this Spring Steel Fastener catalog, you will find several innovative, time-saving solutions that help drive your bottom line.















- BB2T Series telescoping box mounting bracket with increased rigidity, new box mounting depths and accessories. For more information, visit Eaton.com/BB2.
- J-Hook color ID system that help verify cables are running in their correct, designated pathways. For more information, visit Eaton.com/color-id.
- BB8 Series box mounting bracket with integrated cable containment for lower installed costs. For more information, visit Eaton.com/BB816.
- Rapid Ring™ self-adjusting pre-fab ring that installs in as little as 15 seconds. For more information, visit Eaton.com/rapidring.
- KwikWire™ hanging system and accessories that help save time during installation. For more information, visit Eaton.com/kwikwire.

For NEC, TIA, EIA requirements go to <https://catalog.nfpa.org/NEC-Online-C3776.aspx>

B-Line Division
United States
509 West Monroe Street
Highland, IL 62249
United States
Phone: (800) 851-7415

B-Line Division
Canada
5925 McLaughlin Road
Mississauga, ON L5R 1B8
Canada
Phone: (800) 569-3660

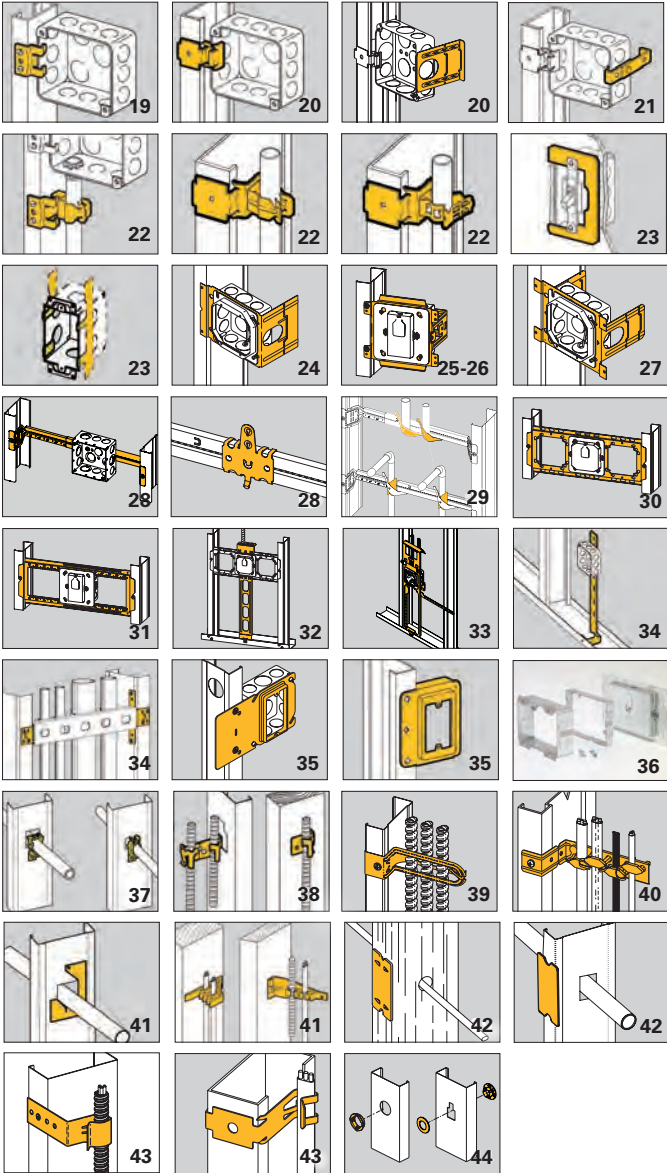
Table of contents

Introduction	1	
Pictorial Index	3-9	
Part Numbering Guide	10	
Technical Data / Materials	11-12	
Ruff-IN Pre-Fab	13-17	
Wall Studs	18-44	
Conduit & Cable	45-73	
Acoustical Tee	74-93	
Beams	94-117	
Hangers	118-145	
Lathers Channel	146-149	
Communication & Low Voltage	150-178	
Accessories	179-188	
Anchors	189-222	
Reference Data	223-230	
Alphanumeric Index	231-244	
Cross References	245-247	

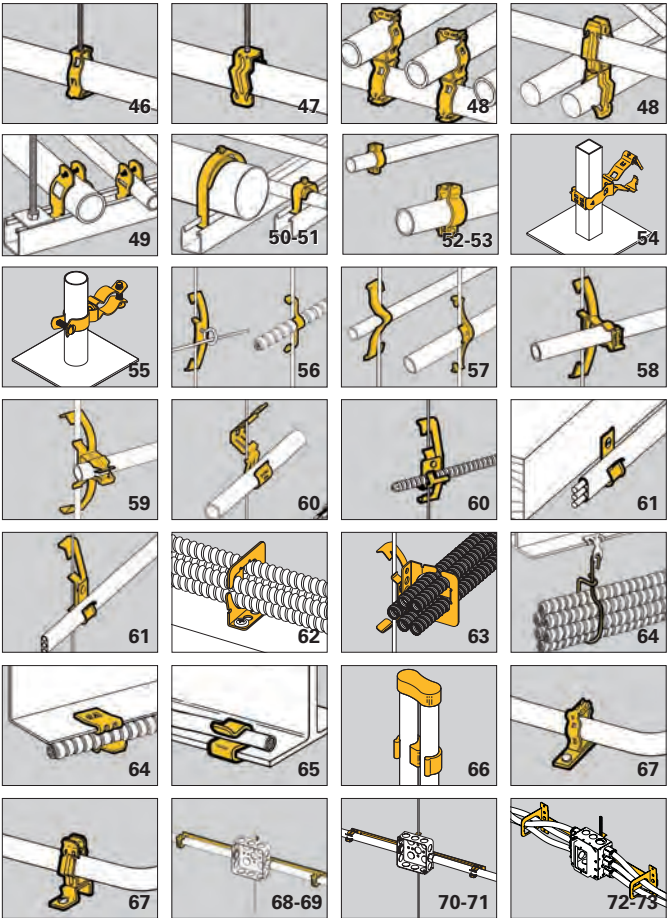
Pictorial index

Wall Studs

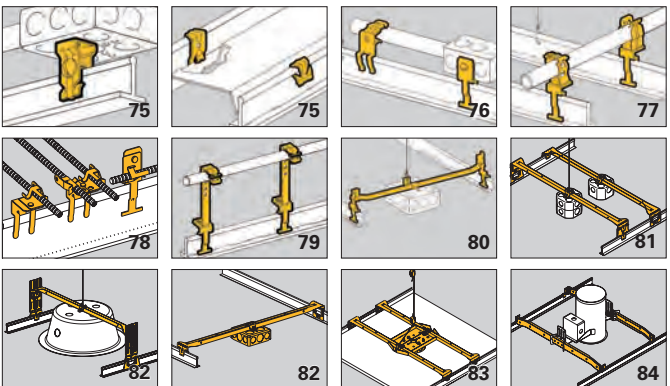
Pictorial Index



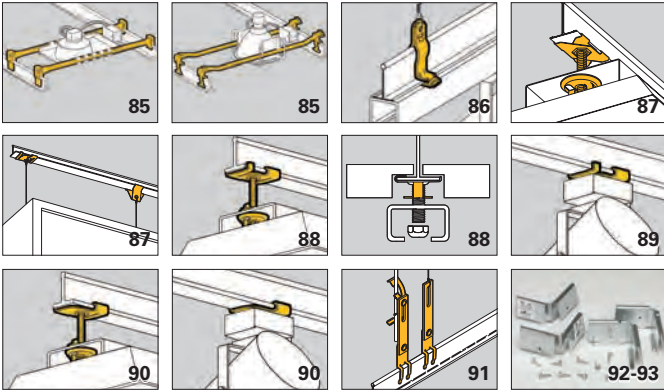
Conduit & Cable



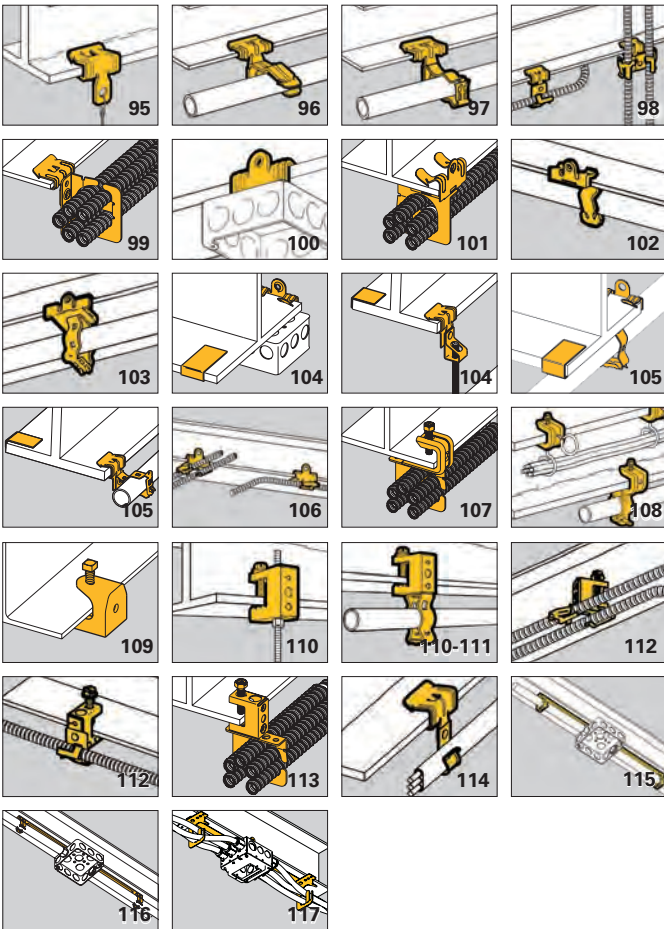
Acoustical Tee



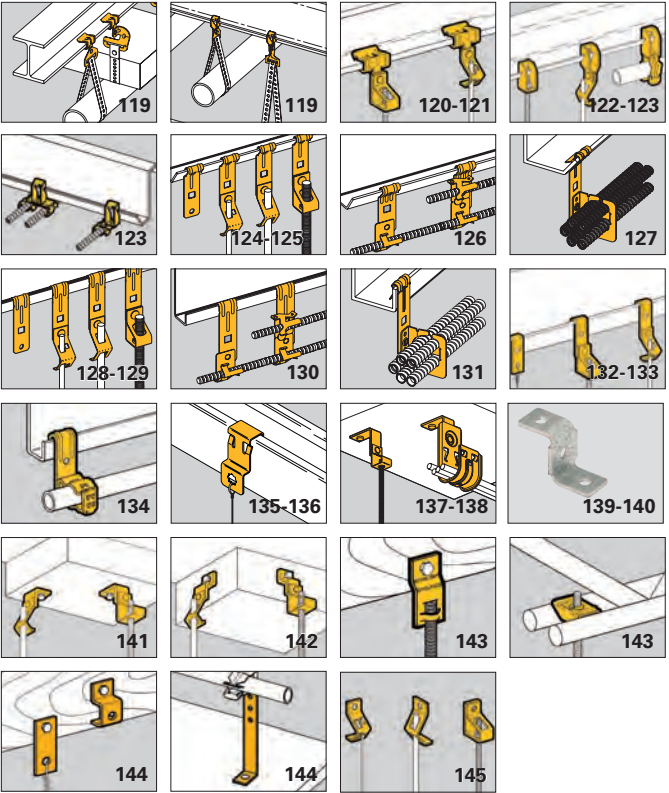
Acoustical Tee



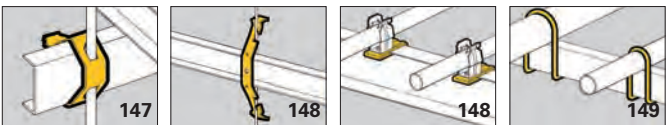
Beams



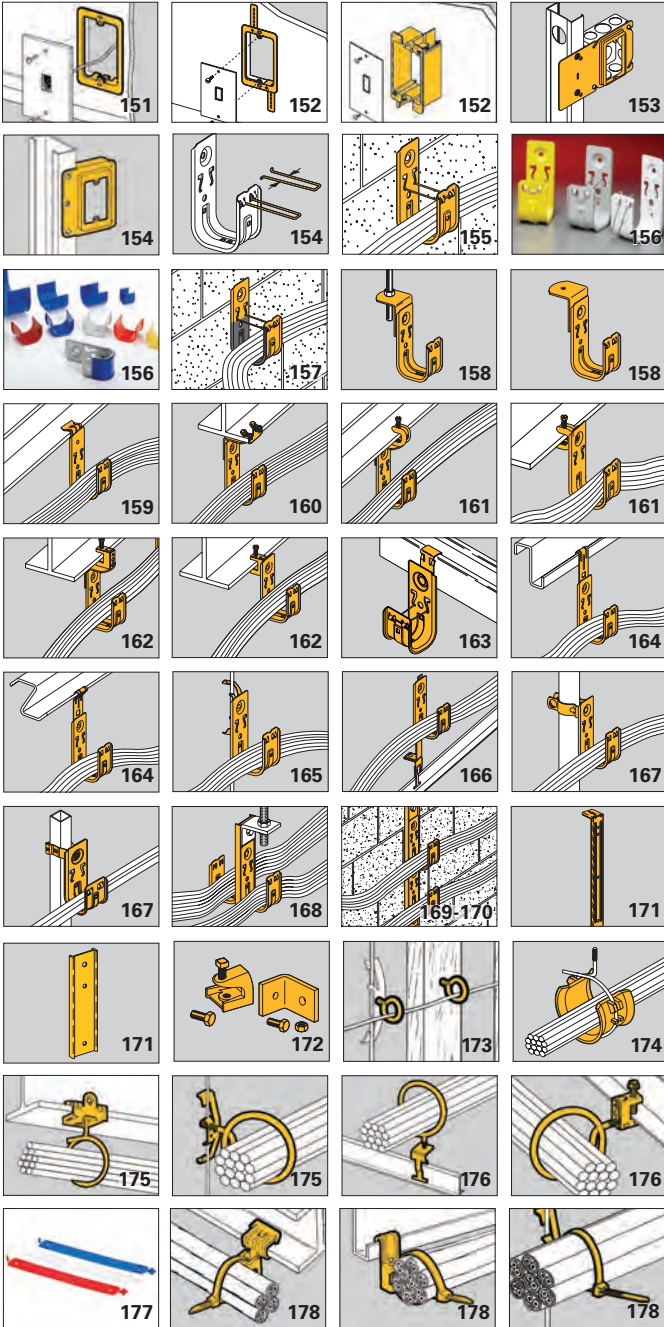
Hangers



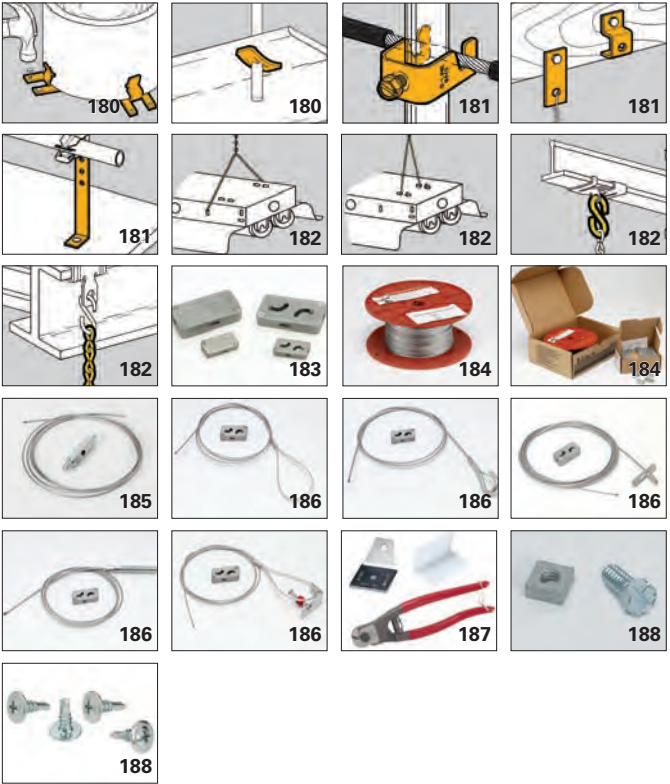
Lathers Channel




Communication & Low Voltage



Accessories



Ruff-IN Pre-Fab



Anchors



191-192



193-194



193-194




195



196



197



198



199-200



201-202



203-204



205-206



207-208



209



210



211



212



213



214



215



216



217



218



219



220



221

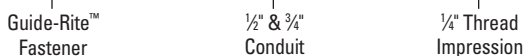
This part numbering guide can be used to quickly translate our part numbers into meaningful data.

BG - 8-12 - 4T

Family	Size	Suffix
A Series - Anchors	Based on 16th	AS - Anchor Strap
* B Series - Pipe Strap	of an inch	BL - Equipment Blue
BA - Acoustical Tee Component	1 - 1/16"	BN - Brass Nut
BB - Box Attachment	2 - 1/8"	BR - Brown
BC - Beam Clamp	4 - 1/4"	BW - Bright White
* BCH - Cable Hook	5 - 5/16"	CW - Computer White
* BCS/BES - Conduit Spacer	6 - 3/8"	D - Deep Box
BD - Deck Attachment	8 - 1/2"	FB - Flat Black
* BE - Edge Attachment	9 - 9/16"	GR - Green
BF - Flange Attachment	12 - 3/4"	H - Hanger
* BG - Guide-Rite™ Fastener	16 - 1"	LH - Less Hardware
BH - Hanger Attachment	20 - 1 1/4"	LN - Less Nut
BK - KwikWire™ System	24 - 1 1/2"	LS - Less Stud
BL - Conduit Hangers (mini's)	32 - 2"	OR - Orange
BM - Miscellaneous	64 - 4"	R - Right Angle
BN - Push Nuts		RR - Regal Red
* BP - Push Type Fasteners		S - Stud
* BPC - Break Apart Straps		T - Threaded
* BR - Bridle Rings		TG - Telco Gray
BRC - Cable Fastener		W - White
* BRS - Bridle Ring Saddle		WBN - White /Brass Nut
BT - Installation Tools		WN - Wing Nut
* BU - Universal Beam Attachment		YL - Safety Yellow
BW - Bat Wing Fastener		4T - 1/4" Thread Imp.
BX - FMC Support		

* The data in the size column only applies to these product families.

BG - 8-12 - 4T



Materials

Steel	Specification
High Carbon Cold Rolled	ASTM A684, AISI 1055
Electrolytic Zinc Coated	ASTM A591
Pre-Galvanized	ASTM A653

Steel

B-Line series spring steel fasteners are manufactured from spheroidized annealed high carbon cold rolled steel (ASTM A684, AISI 1055). Mild steel fasteners are manufactured from electrolytic zinc coated steel (ASTM A591) or pre-galvanized steel (ASTM A563).

Electrolytic zinc coated and pre-galvanized steel is produced by coating coils of sheet steel with zinc at the mills. These coils are then slit to size and fabricated into B-Line series products.

Heat Treatment

B-Line series spring steel fasteners are heat treated to make the steel hard and give the parts their spring quality and strength. The hardness for a given fastener depends on the required load carrying capacity and the application.

Load Data

The design load ratings for B-Line series fasteners are specified in this catalog as static load capacity or ultimate static load capacity. By definition, the listed static load capacity has a safety factor of three (3.0), the listed ultimate static load capacity has no safety factor. In either case, these stated loads are not to be exceeded, and loads should be applied only as depicted in the catalog and/or instruction sheets. The load capacity of a fastener having more than one component is equal to the load capacity of the lowest rated component.

Fasteners having no load ratings are designed for proper placement of boxes, conduit, etc., and not for supporting loads.

B-Line series fasteners are designed for use with support members (e.g.: angle iron, bar joists, beams, columns, flanges, purlins, wire, rod) that comply with the applicable AISI standards and threaded rod that complies with the applicable AISI standards.

Quality Assurance

We have an established Q.C. program in which raw material and finished products are sampled, inspected and tested by certified inspectors to assure that all applicable standards are met. Our fasteners are manufactured in controlled lots and each part is identified by a lot number stamped into the part. This number allows us to track each step of the manufacturing process including raw material, die set-up, heat treating, and finishing. Samples are tested to verify correct hardness, corrosion resistance and load carrying capacity.

Finish	Specification
Zinc-Phosphate	MIL-P-16232 Type Z
Electro-galvanized Zinc	ASTM B633
Pre-Galvanized Zinc	ASTM A653, G90
Gloss White Paint	Acrylic Enamel

Zinc Phosphate

B-Line series spring steel fasteners receive a coating* of sealant impregnated zinc phosphate. This type of coating was commercially developed by industry to inhibit oxidation of ferrous metals for up to 72 hours in a specified salt fog atmosphere. As applied to its fasteners, B-Line series rates this coating for 30 hours when salt fog tested per ASTM B-117.

Although rust resistant, B-Line series fasteners should be used only indoors and in non-corrosive environments.

Unless otherwise noted, the standard finish for our spring steel fasteners is Zinc Phosphate.

*At least 1000 milligrams of zinc phosphate per square foot.

Paint

Some standard fasteners have a gloss white acrylic enamel applied over the zinc phosphate finish for an enhanced appearance that compliments white ceiling grids.

Electro-Galvanized Zinc

Electro-galvanized zinc (also known as zinc plated or electroplated) is the process by which a coating of zinc is deposited on the steel by electrolysis from a bath of zinc salts.

The coating is pure zinc and is mechanically bonded to the steel. A maximum of .5 mils of zinc can be applied by this method.

When exposed to air and moisture, zinc forms a tough, adherent, protective film consisting of a mixture of zinc oxides, hydroxides, and carbonates. This film is in itself a barrier coating which slows subsequent corrosive attack of the zinc.

This coating is usually recommended for indoor use in relatively dry areas.

Pre-Galvanized Zinc

Pre-Galvanized steel is produced by coating coils of sheet steel with zinc by continuously rolling the material through molten zinc at the mills. This is also known as mill galvanized or hot-dip mill galvanized. These coils are then slit to size and fabricated into B-Line series products.

The G60 specification calls for a coating of .90 ounces of zinc per square foot on each side of the sheet.

During fabrication, cut edges and welded areas are not normally zinc coated; however, the zinc near the uncoated metal becomes a sacrificial anode to protect the bare areas after a short period of time.

Pre-Galvanized steel is recommended for indoor use in dry areas.

⚠ CAUTION *Do not use Eaton B-Line series fasteners outdoors or in corrosive environments. Proper application of each fastener is shown in this catalog and on the installation sheet inside each carton. Failure due to improper installation may cause harm to personnel and/or property. Allowable loads shown apply to the fastener only and do not account for the structure, which supports the fastener. Flanges, wires and rods used with these fasteners must meet A.I.S.I. standards. To improve personal safety on the jobsite, always observe all federal and local safety regulations: wear gloves, safety glasses and a hard hat.*

Ruff-IN Pre-Fab

Ruff-IN™ product offering continues to expand with product and assembly options. For the latest additions, visit: Eaton.com/ruff-in

BB2TSC Series

- Box assembly comes with box mounting clip attached
- BB2TSC boxes can be field mounted, in the proper location, to telescoping brackets by snapping the box mounting clip (on the back of the box assembly) over the installed bracket
- Telescoping brackets can be purchased separately

BB2TSC-1104DA



BB2TSC-2104DA



BB2TSC-1204DA




BB2TSC-2204DA



BB2TSC-1AJ4DA



BB2TSC-2AJ4DA



BB2TSC-1RR4DA



BB2TSC-2RR5DA




BB2TSC Series

- Increased strength and rigidity help withstand the stress of drywall installation
- Assemblies shipped with box installed on left side of bracket, as shown below, unless otherwise specified

BB816-104DA-1-X-X




BB816-104DA-2-X-X




BB816-204DA-1-X-X



BB816-204DA-2-X-X



BB816-AJ4DA-1-X-X




BB816-AJ4DA-2-X-X



BB816-RR4DA-1-X-X



BB816-RR5DA-2-X-X




BB716 Series

- Increased strength and rigidity help withstand the stress of drywall installation
- Assemblies shipped with box installed on left side of bracket, as shown below, unless otherwise specified.
- Assemblies include BB7AP alignment plate for easy adjustment of box location

BB716-104DA-1-X-X




BB716-104DA-2-X-X



BB716-204DA-1-X-X




BB716-204DA-2-X-X



BB716-AJ4DA-1-X-X



BB716-AJ4DA-2-X-X



BB716-RR4DA-1-X-X



BB716-RR5DA-2-X-X



BB700 Series

- Interlocking wrap-around design provides extra rigidity
- Bracket pre-assembled at 3⁵/₈", back tabs can be folded out for 4", purchase BB70E

as add on for 5¹/₂" and 6" stud spacing options

- Multiple brackets may be ganged together

BB70-358-1104DA




BB70-358-2104DA



BB70-358-1204DA



BB70-358-2204DA



BB70-358-1AJ4DA



BB70-358-2AJ4DA



BB70-358-1RR4DA



BB70-358-2RR5DA




Adjustable plaster rings

- Adjustable plaster ring can be used with 4" square, 2½" deep boxes and fits a range of drywall thicknesses
- Plaster ring can be adjusted after sheet rock, mud, or tile is installed without removing the wiring devices
- Helps reduce labor and requirements for multiple products of varying wall thicknesses




B1AJ



B2AJ





B3AJ



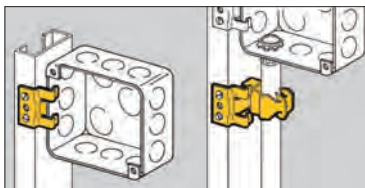
BRAJ



UPC/Part Number	Catalog Number	Description	Depth	Box Qty.
799038 75321	B1AJ-1	One Device Adjustable Ring	5/8" - 1¼"	25
782051 49200	B1AJ-2	One Device Adjustable Ring	¾" - 1½"	25
782051 49201	B2AJ	Two Device Adjustable Ring	5/8" - 1½"	25
782051 53426	B3AJ	Three Device Adjustable Ring	¾" - 1½"	25
782051 53427	BRAJ	Round Device Adjustable Ring	¾" - 1½"	25



Wall studs



- Attaches with screws to metal studs.
- BB1 supports electrical box.
- BG series features Guide-Rite™ design.
- BP series features push-type design.

Box To Stud Fastener



UPC/Part Number	Catalog Number	Description	Box Qty.
78101118145	BB1	Electrical Box Support Clip	100

Wall Studs

Guide-Rite Conduit To Stud Fastener



UPC/Part Number	Catalog Number	Conduit Size EMT & Rigid	Box Qty.
78101118420	BG-6-B1 *	3/8"	100
781011 18475	BG-8-12-B1	1/2", 3/4"	100
781011 18555	BG-16-B1	1"	100

Patent #4958792

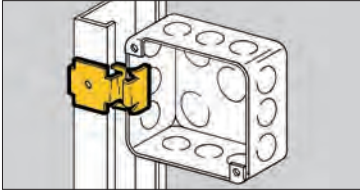
* BG-6 will accept the following range $\varnothing.420 - \varnothing.675$:
14/2 thru 10/4 MC/AC cable and 5/16" or 3/8" flexible conduit

Push Type Conduit To Stud Fastener



UPC/Part Number	Catalog Number	Conduit Size	Box Qty.
781011 19245	BP-8-B1	1/2" EMT	100
781011 19345	BP-12-B1	3/4" EMT, 1/2" IMC, Rigid	100
781011 19440	BP-16-B1	1" EMT, 3/4" IMC, Rigid	100

*Read safety/installation instruction sheets in packages before use.
These products are designed for positioning only. No load rating.*

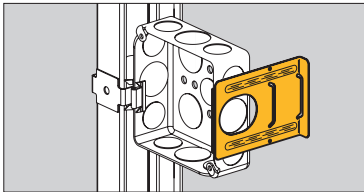


- Attaches electrical boxes (requiring plaster rings) to most metal studs.
- Box mounts flush to back of drywall.
- Simply installed with a hammer.

Box To Stud Fastener



UPC/Part Number	Catalog Number	Description	Box Qty.
78101118270	BB9	Electrical Box Support	100



- Provides far-side support for electrical boxes in 2½" thru 6" studs.
- Cut outs facilitate bending to provide precise installation with greater stability.
- Easily snaps onto box side and is secured in place by plaster ring.

Adjustable Box Stabilizers



BB12

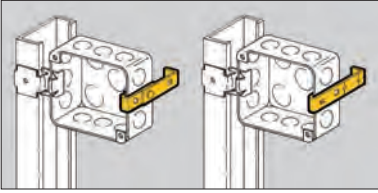


BB12-6

UPC/Part Number	Catalog Number	Metal Stud Size	Box Qty.
78101192876	BB12	2½" thru 4"	100
78101192879	BB12-6	6"	100

Read safety/installation instruction sheets in packages before use. These products are designed for positioning only. No load rating.

Wall studs



- Provides far-side support for electrical boxes.
- See BB12 Series (page 20) for a better solution.

Box Stabilizer

Wall Studs



BF1-96



BF1-64



BF1-56

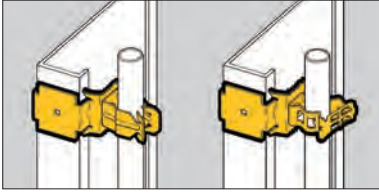


BF1-40



UPC/Part Number	Catalog Number	Metal Stud Size	Box Qty.
78101118320	BF1-40	2½"	100
78101118325	BF1-56	3½"	100
78101118330	BF1-64	4"	100
78101118335	BF1-96	6"	100

Read safety/installation instruction sheets in packages before use. These products are designed for positioning only. No load rating.



- Attaches conduit to most metal studs.
- BG Series features Guide-Rite™ design.
- BP Series feature push-type design.

Guide-Rite Conduit To Stud Fastener



UPC/Part Number	Catalog Number	Conduit Size EMT & Rigid	Box Qty.
78101118425	BG-6-B5 *	3/8" or BX	100
78101118480	BG-8-12-B5	1/2", 3/4"	100
78101118560	BG-16-B5	1"	100
78101118645	BG-20-B5	1 1/4"	50

Patent #4958792

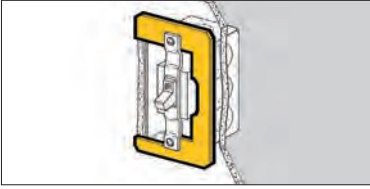
* BG-6 will accept the following range $\varnothing.420 - \varnothing.675$:
14/2 thru 10/4 MC/AC cable and 5/16" or 3/8" flexible conduit

Push Type Conduit To Stud Fastener



UPC/Part Number	Catalog Number	Conduit Size	Box Qty.
78101119250	BP-8-B5	1/2" EMT	100
78101119350	BP-12-B5	3/4" EMT, 1/2" IMC, Rigid	100
78101119445	BP-16-B5	1" EMT, 3/4" IMC, Rigid	100

Wall studs



Retainer Level

- BB32 adds rigidity to devices in oversize wall openings.
- Holds wiring device firmly in drywall.
- Can be used with switches, receptacles, GFCIs and decorator devices.
- Ideal for positioning devices in pre-fab installations.
- Finish: Pre-Galvanized.





UPC/Part Number	Catalog Number	Description	Box Qty.
78101118215	BB32	Adds Rigidity to Oversize Wall Openings	100



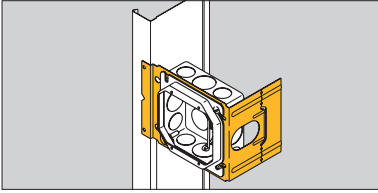
- Attaches electrical boxes to finished drywall.
- Box is completely supported by drywall.
- Prevents box from pulling out of wall.
- Finish: Pre-Galvanized.

Box Support



UPC/Part Number	Catalog Number	Description	Length A	Box Qty.
78101101138	BB33	Box Support	1½"	100 pr.
78101104936	BB33L	Long Leg Box Support	2½"	100


Read safety/installation instruction sheets in packages before use. These products are designed for positioning only. No load rating.



Box Support Brackets



- Improved far-side support stands up during drywall installation and out performs competitor brackets.
- Supports 4" or 4¹/₁₆" square boxes.
- Brackets may be piggy-backed in series.
- Finish: Pre-Galvanized.
- Contact factory for pre-fab box assemblies.




BB4-23



BB4-4



BB4-6



BB4-23D



BB4-4D

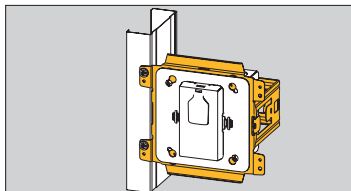


BB4-6D

UPC/Part Number	Catalog Number	Metal Stud Size	Box Qty.
78101118190	BB4-23	3 ⁵ / ₈ ", 2 ¹ / ₂ "	100
78101118200	BB4-4	4", 3 ⁵ / ₈ ", 2 ¹ / ₂ "	100
78101118202	BB4-6	6", 5 ¹ / ₂ ", 3 ⁵ / ₈ ", 2 ¹ / ₂ "	100
79903848375	BB4-23D	3 ⁵ / ₈ ", 2 ¹ / ₂ "	50
79903848376	BB4-4D	4", 3 ⁵ / ₈ ", 2 ¹ / ₂ "	50
79903848377	BB4-6D	6", 5 ¹ / ₂ ", 3 ⁵ / ₈ ", 2 ¹ / ₂ "	50

Read safety/installation instruction sheets in packages before use. These products are designed for positioning only. No load rating.

Wall studs



- Interlocking wrap-around design provides extra rigidity.
- Supports most standard 1-gang and 2-gang US and Canadian boxes and/or plaster rings 4" SQ., 4¹/₁₆" SQ., and 5" SQ. on either side of the stud.


Box Support Brackets



- Adjustable for varying stud depths (2½" to 6").
- Compatible with 1-gang and 2-gang Rapid Ring™ and adjustable plaster rings.
- Integral mounting tabs for attaching plaster rings.
- Multiple brackets may be ganged together.
- Contact factory for pre-fab box assemblies.
- Finish: Pre-Galvanized.

U.S. Patents 9,444,236 & 9,780,545

BB70



BB70E*
(Sold separately,
must be used with
BB70)



See following page for various product information.

UPC/Part Number	Catalog Number	Metal Stud Size	Box Qty.
79903856399	BB70	2½" - 4"	50
79903856400	BB70E*	5½" - 6"	50


* Must be used with BB70.



Can be used with
BBFS-18 (floor stand)
See page 32.

*Read safety/installation instruction sheets in packages before use.
These products are designed for positioning only. No load rating.*

Bend For Various Depths

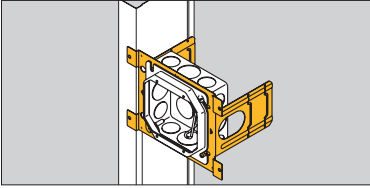


Bending Bracket for 3 5/8" depth



Read safety/installation instruction sheets in packages before use. These products are designed for positioning only. No load rating.

Wall studs




Double-Sided Box Support Bracket w/ Marty-Mouse Ears



- Double-side box support, designed for Pre-Fab. Unit can be installed on either side of stud without repositioning box or devices.
- Patented Marty Mouse™ ears feature an innovative keyhole pattern to secure outlet box to bracket with or without the plaster ring.
- Wider box opening accommodates one or two gang adjustable plaster rings (B1AJ & B2AJ).
- Enhanced far-side support stands up during drywall installation and outperforms competitor brackets.
- Contact factory for pre-fab box assemblies.
- Finish: Pre-Galvanized.

1. Bracket is shipped with ear tabs in the open position



2. Insert box screws into open slots



3. When plaster ring is installed, the ear tabs are bent down into the closed position



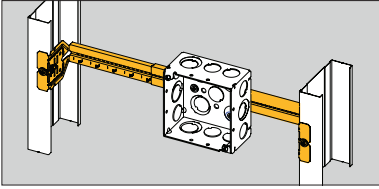
4. With the tabs closed, the box remains secured to the bracket when the plaster ring is removed



UPC/Part Number	Catalog Number	Stud Size	Box Qty.
78205138645	BB73	3 ⁵ / ₈ " , 2 ¹ / ₂ "	50
78205138717	BB74	4" , 3 ⁵ / ₈ " , 2 ¹ / ₂ "	50
78205138759	BB76	6" , 5 ¹ / ₂ " , 3 ⁵ / ₈ " , 2 ¹ / ₂ "	25

Patent # 5595362

Read safety/installation instruction sheets in packages before use. These products are designed for positioning only. No load rating.



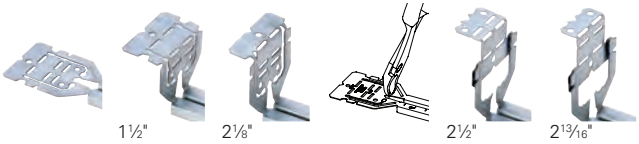
Telescoping Box Mounting Bracket



- Completely adjustable fits a range of stud spacings
- Mounts 1½", 2⅛", 2½", and 2⅜" deep boxes
- Increased rigidity through center groove design
- Only two screws required to mount for 1½" and 2⅛" box depths
- Pre-punched screw holes provide for easy box installation.
- Bar is marked with scale for stud spacing.
- Finish: Pre-Galvanized.

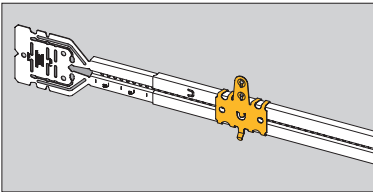


BB2-24T



UPC/Part Number	Catalog Number	Metal Stud Spacing	Box Qty.
79903863001	BB2-16T	11" to 18"	50
79903863002	BB2-24T	15½" to 26"	50

Patent pending.



Box Mounting Clip



- Allows for pre-fabrication of the electrical box prior to installing the box onto the bracket
- Tool-less, simply installs by snapping onto the bracket and requires no hardware to secure
- Contact factory for pre-fab box assemblies.



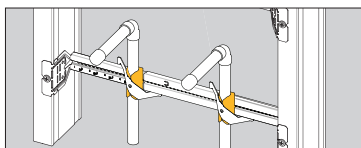
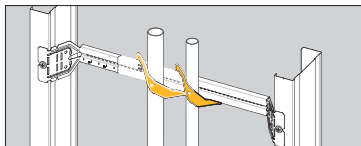
BB2TSC

UPC/Part Number	Catalog Number	Stud Spacing	Box Qty.
79903863003	BB2TSC	Box Mounting Clip	100

Patent pending.

Read safety/installation instruction sheets in packages before use. These products are designed for positioning only. No load rating.

Wall studs



- Pipe/conduit clamps require no hardware to install and help provide support anywhere between the stud
- Copper pipe insulator sleeves help provide protection of differing metals



BB2TPC



BB2TCT

Box Mounting Accessories

Wall Studs

UPC/Part Number	Catalog Number	Description	Box Qty.
79903863004	BB2TPC-038	Pipe/Conduit Clamp $\frac{3}{8}$ "	100
79903863005	BB2TPC-050	Pipe/Conduit Clamp $\frac{1}{2}$ "	100
79903863006	BB2TPC-075	Pipe/Conduit Clamp $\frac{3}{4}$ "	100
79903863007	BB2TPC-100	Pipe/Conduit Clamp 1"	100
79903863013	BB2TCT-050	Copper Pipe Insulator Sleeve $\frac{1}{2}$ "	100
79903863015	BB2TCT-075	Copper Pipe Insulator Sleeve $\frac{3}{4}$ "	100
79903863016	BB2TCT-100	Copper Pipe Insulator Sleeve 1"	100

U.S. Patent 9,791,073

Note: Secures to B-Line BB2-16T and BB2-24T telescoping brackets only. For a standard $2\frac{1}{8}$ " deep box, the stud depth must be $3\frac{1}{2}$ " or greater. For a shallow $1\frac{1}{2}$ " deep box, the stud depth must be $2\frac{1}{2}$ " or greater.

Mounting Screws



BWHS-9

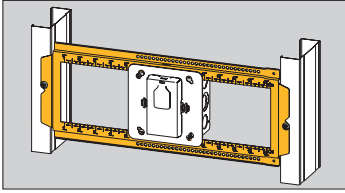


BWHS-9D

UPC/Part Number	Catalog Number	Description	Box Qty.
78101101675	BWHS-9	#8 x $\frac{9}{16}$ " Sheet Metal Screw	1000
78101104925	BWHS-9D	#8 x $\frac{9}{16}$ " Self-Drilling Sheet Metal Screw	1000

Note: BWHS-9 & BWHS-9D can be used with all fasteners requiring attachment with sheet metal screws, except on BB2-16, BB2-16D, BB2-24 & BB2-24D which only BWHS-9 can be used.


Read safety/installation instruction sheets in packages before use. These products are designed for positioning only. No load rating.



Open Box Mounting Bracket



BB7-24



BB7-16



BB7AP

- Open box support allows for adjustability of box position between studs.
- Supports most US and Canadian boxes and/or plaster rings 4" SQ., 4^{11/16}" SQ., 5" SQ., and multi-gang boxes.
- Fits up to 1½" wide studs 16" to 24" on center.
- Compatible with Rapid Ring™ & adjustable plaster rings.
- Field cut to adjust to non-standard stud spacings.
- Stamped markings at ¼", ½", and 1" increments to allow the installer to easily locate the desired box position.
- Contact factory for pre-fab box assemblies.
- Finish: Pre-Galvanized.

*U.S. patents: 9,444,236 & 9,780,545.
Other patents pending.*

UPC/Part Number	Catalog Number	Description	Box Qty.
79903856401	BB7-16	16" Stud Spacing	25
79903856402	BB7-24	24" Stud Spacing	25
79903859494	BB7AP	Alignment Plate	100

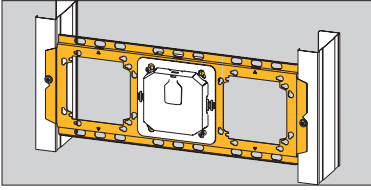
Can be cut on a mark to make shorter length brackets.

Can be used with BBFS-18 (floor stand) See pages 32 & 33.



*Read safety/installation instruction sheets in packages before use.
These products are designed for positioning only. No load rating.*

Wall studs




Box Mounting Bracket




- Increased strength and rigidity to help withstand the stress of drywall installation.
- Supports most US & Canadian boxes and plaster rings 4" SQ. and 4 1/16" SQ.
- Compatible with 1-gang and 2-gang Rapid Ring™ and adjustable plaster rings.
- Contact factory for pre-fab box assemblies.
- Finish: Pre-Galvanized.
U.S. Patent 9,653,899

Wall Studs



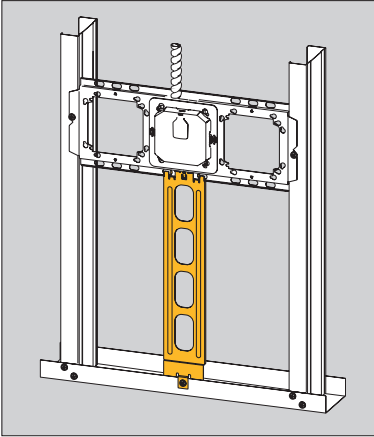
BB8-16



BB8-24

UPC/Part Number	Catalog Number	Description	Box Qty.
78101102898	BB8-16	16" Stud Spacing	25
78101102900	BB8-24	24" Stud Spacing	25

Read safety/installation instruction sheets in packages before use. These products are designed for positioning only. No load rating.



- Bracket accessories require no tools to install.
- BBFS-18 floor stand ensures consistent box height and eliminates need to measure for proper install height.
- Can be used with BB7 (page 30) and BB8 (page 31) brackets.
- Finish: Pre-Galvanized.
U.S. Patent 9,653,899

Box Mounting Bracket Accessories

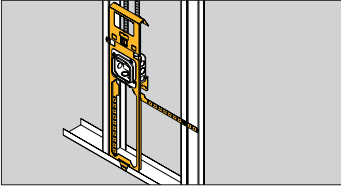
BBFS-18 Installed (Can be used with BB7 or BB8 brackets)



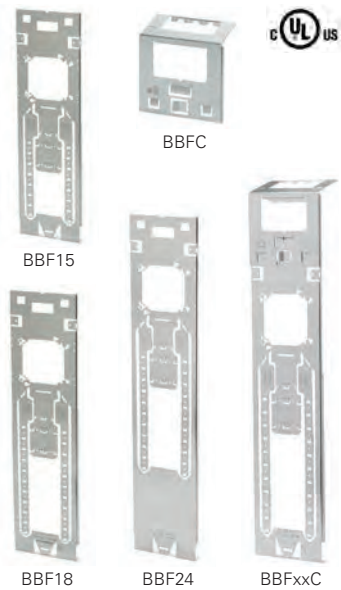
BBFS-18

UPC/Part Number	Catalog Number	Description	Box Qty.
79903851597	BBFS-18	Floor Stand	25

Read safety/installation instruction sheets in packages before use. These products are designed for positioning only. No load rating.



Floor-Mount Box Support



- New BBF floorstand provides the most rigid support in the industry.
- Far-side support accommodates 6", 5½", 3⅝", and 2½" stud depths.
- Fold-out tab built-in to attach floor stand to stud if desired.
- Integral "wings" provide rigid support when floorstand is mounted between studs.
- Optional cable containment clip securely attaches to floorstand without hardware.
- Patented Marty Mouse™ ears enable boxes to be secured in place with or without the plaster rings.
- Finish: Pre-Galvanized.
- Contact factory for pre-fab box assemblies.

UPC/Part Number	Catalog Number	Box Center Height	Box Qty.
78205152944	BBF15	15" Floorstand	25
78205152945	BBF18	18" Floorstand	25
78205152946	BBF24	24" Floorstand	25
78205152947	BBFC	Containment Clip	25
78205152948	BBF15C	15" Floorstand with Cable Clip	25
78205152949	BBF18C	18" Floorstand with Cable Clip	25
78205152950	BBF24C	24" Floorstand with Cable Clip	25

Patent #5595362

Patent #7956285 B2

Read safety/installation instruction sheets in packages before use. These products are designed for positioning only. No load rating.

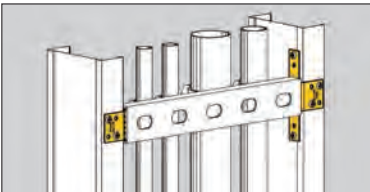


Floor Mounted Box Support



- See BBF Series (page 33) for an alternative solution.
- Provides support for electrical box from floor track or concrete forms.
- 18" length with break-away feature for 12" or 16" box mounting.
- Finish: Pre-Galvanized.

UPC/Part Number	Catalog Number	Description	Box Qty.
78101103623	BB-18	Floor Mounted Box Support	50



Strut Mounting Brackets

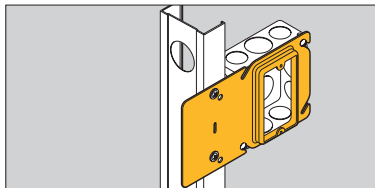


- Attaches 1 $\frac{3}{16}$ " strut, 1 $\frac{1}{2}$ " lathers channel, $\frac{1}{2}$ " EMT or $\frac{3}{4}$ " EMT to metal studs.
- Provides support for vertical runs of conduit.
- Finish: Pre-Galvanized.

UPC/Part Number	Catalog Number	Description	Box Qty.
78101101658	BMB1	Strut Mounting Bracket	25 pr.

Read safety/installation instruction sheets in packages before use. These products are designed for positioning only. No load rating.

Wall studs



- Uni-Mount™ helps provide a secure support for 4" square boxes and features a built-in plaster ring.
- Rigid bracket design eliminates the need for far-side support.
- Enlarged viewing hole makes it easier to find mark lines on the stud.
- Gangable design accepts BB423 bracket to mount boxes on both sides of the stud.
- Contact factory for pre-fab box assemblies.
- Finish: Pre-Galvanized.

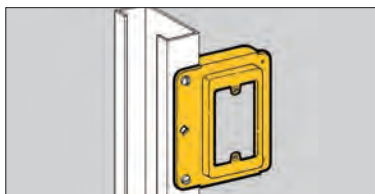
Uni-Mount Box Support/Cover Plate Mounting Bracket

Single Gang
BB40 Series



Double Gang
BB45 Series

UPC/Part Number	Catalog Number	Description	Box Qty.
78205122768	BB40-08	1/2" Raise	50
78205122771	BB40-10	5/8" Raise	50
78205122772	BB40-12	3/4" Raise	50
78205122773	BB45-08	1/2" Raise	50
78205122774	BB45-10	5/8" Raise	50
78205122775	BB45-12	3/4" Raise	50



- Provides attachment base for low voltage outlets.
- Replaces electrical box in Class 2 low voltage installations.
- Can be piggy-backed.
- For 1/2" and 5/8" drywall applications.
- Finish: Pre-Galvanized.

Cover Plate Mounting Bracket




UPC/Part Number	Catalog Number	Description	Box Qty.
78101119873	BB15	Single Gang Stud Bracket	50

Read safety/installation instruction sheets in packages before use. These products are designed for positioning only. No load rating.


Rapid Ring Self Adjusting Pre-Fab Ring

Rapid Ring™ self-adjusting pre-fab plaster ring can help you win tight bids and beat the profit squeeze with its innovative 4-step installation. This revolutionary pre-fab system installs in as little as 15 seconds per unit, compressing your project schedule, helping cut operational costs and helping reduce onsite waste.

Because the Rapid Ring is a self-adjusting pre-fab ring, you'll never need to adjust a mud ring again. With a simple push of the Rapid Ring, you're flush every time.



1. Remove protective plate.
2. Connect the wiring device.
3. Position the device assembly.
4. Push in the device assembly—and you're done!



For Use With Wiring Device Qty.	Electrical Box ⁵	Box Plate ¹ Cat. No.	Sleeve ^{2,3} Cat. No.	Sleeve Extender ⁴ Cat. No.
1	4" sq.	B1RRP4C	B1RRR	B1RRE
1	4 ¹ / ₁₆ " sq.	B1RRP5C	B1RRR	B1RRE
2	4" sq.	B2RRP4C	B2RRR	B2RRE
2	4 ¹ / ₁₆ " sq.	B2RRP5C	B2RRR	B2RRE
3	3-gang ⁶	B3RRPC	B3RRR	B3RRE
4	4-gang ⁷	B4RRPC	B4RRR	B4RRE
Double Drywall Cover		B1RRC-1.5	B2RRC-1.5	

1. Protective plate included with box plate.
2. Wall thickness range: ½" min. to 1¼" max.
3. Stop plates included with sleeve.

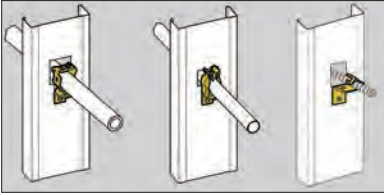
5. Minimum electrical box depth is 2½"
6. Keyhole knockouts allow use on 2-gang electrical box.
7. Keyhole knockouts allow use on 3-gang electrical box.

4. Sleeve extender is an optional accessory to extend max. wall thickness range to 2" (order separately, mounting hardware included)

*Covered by and/or for use under one or more of the following U.S. patents:
8,575,484 8,658,894*

Read safety/installation instruction sheets in packages before use. These products are designed for positioning only. No load rating.

Wall studs



- Supports horizontal runs of conduit, flexible conduit, MC or AC cable through metal studs.
- Attaches easily with a single sheet metal screw.
- Prevents conduit/cable rattling.

Conduit/Cable Supports

Wall Studs



BG-x-H7



BP-x-H7
(Not UL)



BX4-H7

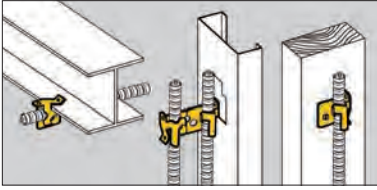


BX4M-H7
(Not UL)

UPC/Part Number	Catalog Number	Conduit/Cable Size	Box Qty.
78101101228	BG-6-H7 *	3/8", MC, AC, or FMC	100
78101110238 Patent #4958792	BG-8-12-H7	1/2" or 3/4"	100
78101101227	BP-8-H7	1/2" EMT	100
78101101226	BP-12-H7	3/4" EMT 1/2" IMC, Rigid	100
78101101200	BX4-H7	MC, AC, or FMC	100
78101101205	BX4M-H7	MC, AC, or FMC	100

* BG-6 will accept the following range Ø.420 - Ø.675:
14/2 thru 10/4 MC/AC cable and 5/16" or 3/8" flexible conduit

*Read safety/installation instruction sheets in packages before use.
These products are designed for positioning only. No load rating.*



Flexible Conduit/ Cable Fasteners



BX4



BX4M



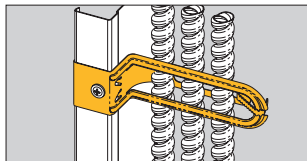
BX4MD

- Attaches MC, AC, sizes 14/2 through 10/3 or 3/8" FMC to studs or flanges up to 3/16" thick.
- Snaps into place on metal stud openings or may be screwed to metal or wood studs.
- BX4M may be snapped in half to make two BX4's.
- Allows cables to be positioned a minimum of 1 1/4" from face of stud as required by NEC Article 300.4(D).

UPC/Part Number	Catalog Number	Description	Box Qty.
78101101079	BX4	Single Runs	100
78101101080	BX4M	Double Runs	100
78101101224	BX4MD	Up to 4 Runs	100

Read safety/installation instruction sheets in packages before use. These products are designed for positioning only. No load rating.

Wall studs



Cable Support

- Unique one-piece design ensures cables are positioned 1¼" from the face of the stud.
- Push mounted for stud positioning.
- Securely attaches to stud using only 1 screw (50% less than other designs).
- Push mount design prevents part from twisting while installing screw.
- Supports more runs of MC cable than competition (up to 6 runs).
- Rigid product with stiffening ribs and more material than competitive offerings.
- Zip tie locking tab allows trouble-free securing of cables.
- Use BRC6M-1 for wider stud applications and for wood studs.

UPC/Part Number	Catalog Number	Stud Size	Box Qty.
79903843761	BRC6M	1¼"	50
79903843762	BRC6M-1	All	50

Note: Canadian applications are limited to wood studs only. See cable capacity in bottom chart.



BRCJ



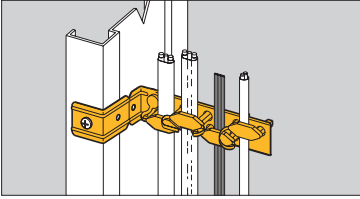
- Ensures cables are positioned 1¼" from the face of the stud.

UPC/Part Number	Catalog Number	Stud Size	Box Qty.
79903862843	BRCJ	All	100

Cable Type	Cable Size	Cable Capacity	
		BRC6M	BRCJ
Non-Metallic (NM)	14/2, 14/3, 12/2, 12/3, 10/2, 10/3, 8/2 w/grnd.	8	6
	8/3, 6/2 w/grnd.	6	4
Metal Clad (MC)	14/2, 14/3, 14/4, 12/2, 12/3, 12/4, 10/2 w/grnd.	6	4
	10/3, 10/4 w/grnd.	5	4
Armored (AC)	14/2, 14/3, 14/4, 12/2, 12/3, 12/4, 10/2 w/grnd.	6	4
	10/3, 10/4 w/grnd.	5	4
Flexible	5/16"	6	4
Conduit (BX)	3/8"	5	4

The quantity of cables shown in the chart is the maximum. Fewer cables can be supported. Diameters are based on data from a leading cable manufacturer (may vary slightly). Diameters of some NM cables refer to the widest dimension of a flat cable. NA = Not applicable

Read safety/installation instruction sheets in packages before use. These products are designed for positioning only. No load rating.



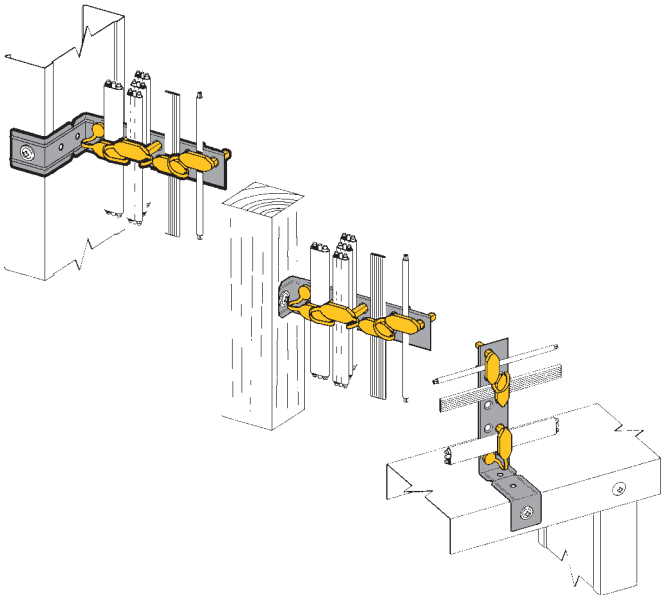
Staple-Lok Multi-Purpose Cable Support



- Individual plastic staples grip cable and reduce slipping.
- Secures up through #10 type NM cable.
- Supports AC, MC or FMC cable up to 1/2" O.D.
- Staple-Lok™ break-apart feature allows installation on studs and furring strips.
- Allows cables to be positioned a minimum of 1 1/4" from face of stud as required by NEC Article 300.4(D).

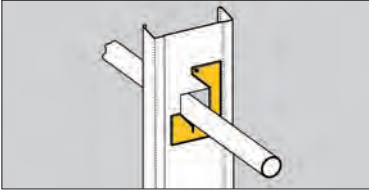
UPC/Part Number	Catalog Number	Cable Size	Box Qty.
78101103587	BRC4	Up to .500" O.D.	100

Patent #5587555



*Read safety/installation instruction sheets in packages before use.
These products are designed for positioning only. No load rating.*

Wall studs

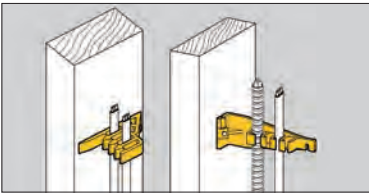


- Allows conduit, MC, AC, or FMC to be pulled through metal studs.
- Provides support for horizontal runs of conduit or cable through metal stud.
- Prevents rattling of conduit/cable.
- Finish: Pre-Galvanized.

Conduit/Cable Supports



UPC/Part Number	Catalog Number	Conduit/Cable Size	Box Qty.
78101101657	BX82	Up to 1"	100



- Attaches Type NM cables to wood studs.
- Can be used to support computer, CATV, telephone, security and instrumentation cables.
- Provided with nail inserted.
- Allows cables to be positioned a minimum of 1 1/4" from face of stud as required by NEC Article 300.4(D).

Cable Fasteners



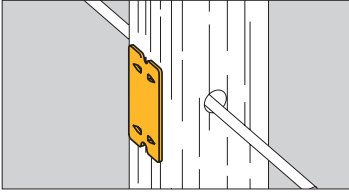
BRC1



BRC2

UPC/Part Number	Catalog Number	Description	Box Qty.
78101102941	BRC1	Wood Stud Cable Fastener	50
78101102941	BRC2	Furring Strip Cable Fastener	50

Read safety/installation instruction sheets in packages before use. These products are designed for positioning only. No load rating.

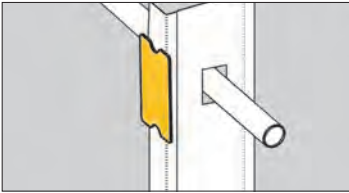


- Protects cable, plastic pipe and copper tubing from screw or nail penetration.
- Easily installed with a hammer.
- Complies with NEC Article 300-4.

Nail Plates For Wood Studs




UPC/Part Number	Catalog Number	Description	Box Qty.
78101104927	BM3	Nail Plate	100



- Protects cable, plastic pipe and copper tubing from screw or nail penetration.
- Comes with industrial grade double stick tape on back for easy installation on stud.
- Complies with NEC Article 300-4.

Nail Plates For Metal Studs

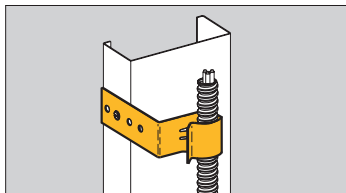


Just Peel Tape and Stick To Stud

UPC/Part Number	Catalog Number	Description	Box Qty.
78101126251	BM3M	Nail Plate	100

Read safety/installation instruction sheets in packages before use. These products are designed for positioning only. No load rating.

Wall studs



Conduit Support

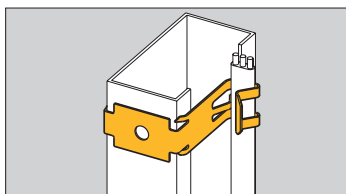


- Larger capacity: Redesigned BB38D attaches 1/2" to 1" EMT or flexible conduit to metal or wood studs.
- BB38 attaches MC/AC cable, 1/2" & 3/4" EMT to metal or wood studs.
- Eliminates the need for offset bending of conduit.
- Aligns conduit with standard box knockouts.

BB38

BB38D

UPC/Part Number	Catalog Number	Box Depth	Box Qty.
78101104265	BB38	1 1/2"	100
78101195244	BB38D	2 1/8"	100



Flexible Conduit/ Cable Fasteners

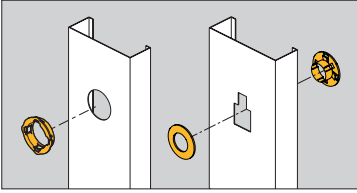


- Secures Romex® sizes 14/2 w/ground thru 12/3 w/ground, MC/AC sizes 14/2 thru 12/3 to metal or wood studs.
- Allows cables to be positioned a minimum of 1 1/4" from face of stud as required by NEC Article 300.4(D).

UPC/Part Number	Catalog Number	Description	Box Qty.
78101119755	BX5	Secures Flexible Conduit or Cable to Metal or Wood Studs	100

† All other trademarks are property of their respective owners.

Read safety/installation instruction sheets in packages before use. These products are designed for positioning only. No load rating.



Metal Stud Grommet



- BM1 snaps into standard 1¹¹/₃₂" diameter holes in metal studs from 25 Ga. to 16 Ga.
- BM2 is shipped as one piece and easily separated for installation.
- Universal BM2 provides 360° protection. Fits all factory punched metal stud holes.
- Protects wire insulation in accordance with NEC Article 300.4(B) (1).



BM1



BM2



UPC/Part Number	Catalog Number	Description	Box Qty.
78101119100	BM1	Plastic Grommet	100
78101119102	BM1M	Plastic Grommet (Bulk Quantity)	100
78101104926	BM2	Universal Plastic Grommet	100

Read safety/installation instruction sheets in packages before use. These products are designed for positioning only. No load rating.

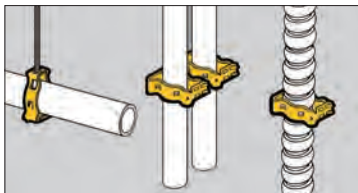
Conduit & cable



Conduit & Cable



*Read safety/installation instruction sheets in packages before use.
These products are designed for positioning only. No load rating.*

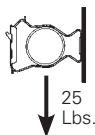


Guide-Rite Conduit Fasteners

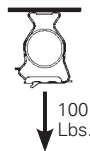
- Supports 3/8" to 2" conduit.
- Unique Guide-Rite™ Fastener provides for fast and easy installation with pliers.
- Now available in Dura-Copper™ finish - add DCU to part number.
- Static Load Capacity:
100 Lbs. - Vertical
25 Lbs. - Horizontal



Clearance Hole
For 1/4" Bolt



**Static
Load
Capacity**



UPC/Part Number	Catalog Number	Conduit Size EMT/Rigid	Box Qty.
78101118350	BG-6*	3/8"	100
78101118355	BG-8-12	1/2", 3/4"	100
78101118360	BG-16	1"	100
78101118365	BG-20	1 1/4"	100
78101118360	BG-24	1 1/2"	100
78101118375	BG-32	2"	100



1/4"-20
Thread Impression



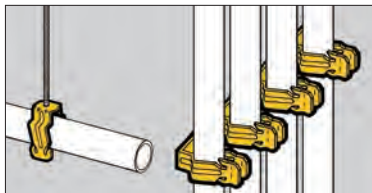
UPC/Part Number	Catalog Number	Conduit Size EMT/Rigid	Box Qty.
78101118380	BG-6-4T*	3/8"	100
78101118385	BG-8-12-4T	1/2", 3/4"	100
78101118390	BG-16-4T	1"	100
78101118395	BG-20-4T	1 1/4"	100
78101118400	BG-24-4T	1 1/2"	100
78101118405	BG-32-4T	2"	100

Patent #4958792

* BG-6 and BG-6-4T will accept the following range $\varnothing.420 - \varnothing.675$:
14/2 thru 10/4 MC/AC cable and 5/16" or 3/8" flexible conduit

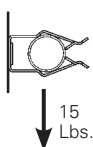
Read safety/installation instruction sheets in packages before use.

Conduit & cable

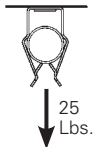


- Conduit easily snaps into push type fastener for secure support.
- Available with clearance hole for 1/4" bolt or 1/4"-20 thread impression.
- Ultimate Static Load Capacity:
25 Lbs. Vertical
15 Lbs. Horizontal

Push-Type Conduit Fasteners



**Ultimate
Static Load
Capacity**



Clearance Hole
For 1/4" Bolt


UPC/Part Number	Catalog Number	Conduit Size	Box Qty.
78101119200	BP-8	1/2" EMT	100
78101119205	BP-12	3/4" EMT 1/2" IMC, Rigid	100
78101119210	BP-16	1" EMT 3/4" IMC, Rigid	100



1/4"-20
Thread Impression

UPC/Part Number	Catalog Number	Conduit Size	Box Qty.
78101119215	BP-8-4T	1/2" EMT	100
78101119220	BP-12-4T	3/4" EMT 1/2" IMC, Rigid	100
78101119225	BP-16-4T	1" EMT 3/4" IMC, Rigid	100

Read safety/installation instruction sheets in packages before use.



Guide-Rite Conduit Trapeze Fasteners




- For use with 3/8" to 2" conduit.
- Guide-Rite™ Fastener provides for fast and easy installation with pliers.



- Note: Total load of trapeze must not exceed 100 Lbs.

UPC/Part Number	Catalog Number	Conduit To 1" Trapeze	Box Qty.
78101118615	BG-16-G-6*	3/8"	100
78101118620	BG-16-G-8-12	1/2", 3/4"	100
78101118595	BG-16-G-16	1"	100
78101118600	BG-16-G-20	1 1/4"	50
78101118605	BG-16-G-24	1 1/2"	50
78101118610	BG-16-G-32	2"	50

* BG-16-G-6 will accept the following range Ø.420 - Ø.675: 14/2 thru 10/4 MC/AC cable and 5/16" or 3/8" flexible conduit



Push-Type Conduit To Conduit Fasteners

- An ideal spacer between conduits.
- No installation tools required.




- Ultimate Static Load Capacity: 25 Lbs.

UPC/Part Number	Catalog Number	Conduit Size	Box Qty.
78101118615	BP-8-P-8	1/2" to 1/2"	100
78101118620	BP-8-P-12	1/2" to 3/4"	100
78101118595	BP-8-P-16	1/2" to 1"	100
78101118600	BP-12-P-12	3/4" to 3/4"	100
78101118605	BP-12-P-16	3/4" to 1"	100
78101118610	BP-16-P-16	1" to 1"	100

Note: For rigid conduit with BP series, use next size larger fastener (1/2" Rigid use BP-12).

Read safety/installation instruction sheets in packages before use.

Conduit & cable



Break-Apart Conduit Clamps



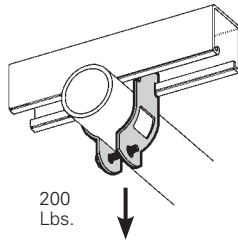
BPC-8 thru BPC-32



BPC-40 thru BPC-64

- Patented Multi-Grip design fits Rigid, IMC or EMT conduit.
- Convenient break-apart clamp features retained bolt and $\frac{5}{16}$ " thread impression to eliminate handling of nuts and bolts.
- Finish: Pre-Galvanized.
- Static Load Capacity: 200 lbs.
- Recommended torque: 35 in-lbs.

Static Load Capacity



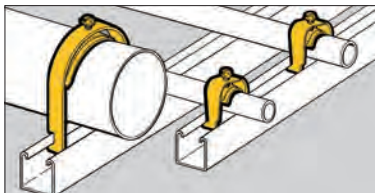
Conduit & Cable



UPC/Part Number	Catalog Number	Rigid or EMT Conduit Size	Box Qty.
78101101676	BPC-8	$\frac{1}{2}$ "	100
78101101677	BPC-12	$\frac{3}{4}$ "	100
78101101680	BPC-16	1"	100
78101101679	BPC-20	$1\frac{1}{4}$ "	50
78101101678	BPC-24	$1\frac{1}{2}$ "	50
78101101681	BPC-32	2"	50
78101103977	BPC-40	$2\frac{1}{2}$ "	50
78101103978	BPC-48	3"	50
78101103979	BPC-56	$3\frac{1}{2}$ "	25
78101103981	BPC-64	4"	25

Patent #4044428

Read safety/installation instruction sheets in packages before use.



Conduit Strut Clamps



B1532S thru B1564S

B1506S
thru
B1524S



B1508
thru
B1520



- Attaches conduit, flexible conduit or cables to standard strut channels.
- B1506S designed to secure and support MC/AC cables.
- Unique one-piece design eliminates handling of hardware and allows easy installation and removal in side-by-side conduit runs.
- Anti-rock feature prevents clamp from disengaging during installation.
- Finish: Pre-Galvanized.

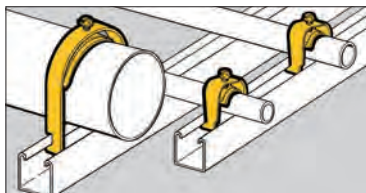
UPC/Part Number	Catalog Number	Conduit Size		OD Range Inches		Static Load Cap. Lbs.	Box Qty.
		EMT	Rigid	Min	Max		
78101163150	B1508	1/2"	—	—	—	200	100
78101163154	B1512	3/4"	1/2"	—	—	200	100
78101163157	B1516	1"	3/4"	—	—	300	100
78101163160	B1520	1 1/4"	1"	—	—	300	100
Note: Clamps without saddle are not recommended for flexible conduit or cable							
78205144495	B1506S*	3/8"*	—	.400	.630	200	100
78101163164	B1508S	1/2"	—	.250	.680	200	100
78101163168	B1512S	3/4"	1/2"	.500	.840	200	100
78101163171	B1516S	1"	3/4"	.750	1.050	300	100
78101163177	B1520S	1 1/4"	1"	1.125	1.315	300	100
78101163182	B1524S	1 1/2"	1 1/4"	1.375	1.660	400	50
78101163188	B1532S	2"	1 1/2"	1.875	2.200	400	50
78101163193	B1534S	—	2"	2.125	2.375	400	25
78101163199	B1540S	2 1/2"	2 1/2"	2.625	2.875	400	25
78101163205	B1548S	3"	3"	3.250	3.500	400	25
78101163211	B1556S	3 1/2"	3 1/2"	3.750	4.000	400	10
78101163215	B1564S	4"	4"	4.250	4.500	400	10

Patent #5022614

- * B1506S will accept the following
 AC Cable 14/2, 14/3, 14/4, 12/2, 12/3, 12/4, 10/2, 10/3, 10/4
 MC Cable 14/2, 14/3, 14/4, 12/2, 12/3, 12/4, 10/2, 10/3, 10/4

Read safety/installation instruction sheets in packages before use.

Conduit & cable



- One-piece assembled product.
- Easy removal without disconnecting adjacent clamps.
- Secure cables easily with protective saddle, preventing damage to conduit or cable.
- One-hand installation.

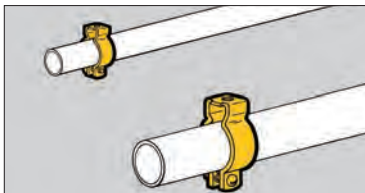
Conduit & cable clamps



- Clamp works on equal trade sizes for both EMT and rigid conduit.
- Attaches to cable tray rungs and strut profiles; securing conduit, flexible conduit and cable to cable tray or traditional strut and open channel side of 4Dimension™ 4D22 strut system.
- Available in Pre-Galvanized, stainless steel 316.

UPC/Part Number	Catalog Number	Conduit Size		Static Load Cap. Lbs.	Box Qty.
		EMT & Rigid	OD Range Inches Min Max		
Pre-Galvanized steel					
79903860162	BL050	½"	0.65 0.89	200	100
79903860163	BL075	¾"	0.86 1.11	200	100
79903860164	BL100	1"	1.1 1.4	200	100
79903860165	BL125	1¼"	1.4 1.725	200	50
79903860166	BL150	1½"	1.69 1.98	200	50
79903860168	BL200	2"	1.98 2.576	200	50
79903860169	BL250	2½"	2.576 3.06	350	25
79903860170	BL300	3"	3.06 3.626	350	25
79903860171	BL350	3½"	3.626 4.126	350	25
79903860172	BL400	4"	4.126 4.626	350	25
Stainless steel 316					
79903860173	BL050SS6	½"	0.65 0.89	200	100
79903860174	BL075SS6	¾"	0.86 1.11	200	100
79903860175	BL100SS6	1"	1.1 1.4	200	100
79903860176	BL125SS6	1¼"	1.4 1.725	200	50
79903860177	BL150SS6	1½"	1.69 1.98	200	50
79903860178	BL200SS6	2"	1.98 2.576	200	50
79903860179	BL250SS6	2½"	2.576 3.06	350	25
79903860180	BL300SS6	3"	3.06 3.626	350	25
79903860181	BL350SS6	3½"	3.626 4.126	350	25
79903860182	BL400SS6	4"	4.126 4.626	350	25

Read safety/installation instruction sheets in packages before use.



- For use with 1/2" thru 4" Conduit.
- Static Load Capacity: 400 lbs.
- Now available in Dura-Copper™ finish - add DCU to part number.
- Finish: Zinc-Plated.

Conduit Hangers



With Retained Bolt and Thread Impression

UPC/Part Number	Catalog Number	Trade Size	Conduit Size EMT	Conduit Size Rigid	Box Qty.
78101119800	BL1400*	0	1/2"	1/2"	100
78101119801	BL1410*	1	3/4"	3/4"	100
78101119802	BL1420*	2	1"	1"	100



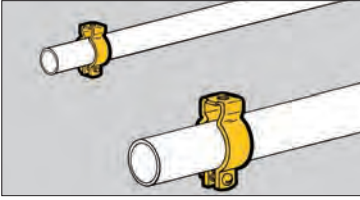
With Bolt and Nut

UPC/Part Number	Catalog Number	Trade Size	Conduit Size EMT	Conduit Size Rigid	Box Qty.
78101119803	BL1425*	2.5	1 1/4"	—	100
78101119804	BL1430*	3	1 1/2"	1 1/4"	100
78101119805	BL1440†	4	—	1 1/2"	50
78101119806	BL1450†	5	2"	2"	50
78101119807	BL1460†	6	2 1/2"	2 1/2"	25
78101119808	BL1470†	7	3"	3"	25
78101119809	BL1480†	8	3 1/2"	3 1/2"	10
78101119810	BL1490†	9	4"	4"	10

* 9/32" mounting hole. † 11/32" mounting hole.

Read safety/installation instruction sheets in packages before use.

Conduit & cable



- For use with 1/2" thru 4" Conduit.
- Static Load Capacity: 400 lbs.
- Material: Type 304 Stainless Steel.

Stainless Steel Conduit Hangers

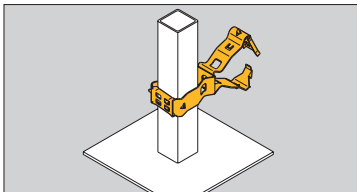


With Bolt And Nut

UPC/Part Number	Catalog Number	Trade Size	Conduit Size EMT	Size Rigid	Box Qty.
78101119800	BL1400-SS4*	0	1/2"	1/2"	100
78101119801	BL1410-SS4*	1	3/4"	3/4"	100
78101119802	BL1420-SS4*	2	1"	1"	100
78101119803	BL1425-SS4*	2.5	1 1/4"	--	100
78101119804	BL1430-SS4*	3	1 1/2"	1 1/4"	100
78101119805	BL1440-SS4†	4	--	1 1/2"	50
78101119806	BL1450-SS4†	5	2"	2"	50
78101119807	BL1460-SS4†	6	2 1/2"	2 1/2"	25
78101119808	BL1470-SS4†	7	3"	3"	25
78101119809	BL1480-SS4†	8	3 1/2"	3 1/2"	10
78101119810	BL1490-SS4†	9	4"	4"	10

* 9/32" mounting hole. † 1 1/32" mounting hole.

Read safety/installation instruction sheets in packages before use.



- Supports conduit from square computer floor pedestals.
- Unique Guide-Rite™ Fastener provides for fast and easy installation with pliers.
- Static Load Capacity: 25 lbs.

Guide-Rite Conduit To Pedestal Support




UPC/Part Number	Catalog Number	Conduit Size EMT/Rigid	Box Qty.
78205125589	BG-8-12-G6*	3/8"	100
78101188538	BG-8-12-G812	1/2" or 3/4"	100
78101118620	BG-16-G-8-12	1"	100
78205125594	BG-8-12-G20	1 1/4"	50
78205125595	BG-8-12-G24	1 1/2"	50
78205125597	BG-8-12-G32	2"	50

Patent #4958792

- * BG-8-12-G6 will accept the following range $\varnothing.420 - \varnothing.675$:
14/2 thru 10/4 MC/AC cable and 5/16" or 3/8" flexible conduit

Read safety/installation instruction sheets in packages before use.

Conduit & cable



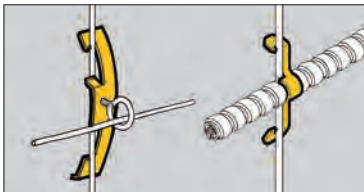
- Supports conduit from 1" O.D. computer floor pedestals.
- Also available in Type 304 Stainless Steel. Contact factory for details.
- Static Load Capacity: 25 lbs.
- Finish: Zinc-Plated.

Conduit To Pedestal Support



UPC/Part Number	Catalog Number	Trade Size	Conduit Size		Box Qty.
			Rigid	EMT	
78205125599	BL1410-L1400	0	½"	½"	50
78205125601	BL1410-L1410	1	¾"	¾"	50
78205125602	BL1410-L1420	2	1"	1"	50
78205125603	BL1410-L1425	2.5	–	1¼"	50
78205125607	BL1410-L1430	3	1¼"	1½"	50
78205125612	BL1410-L1440	4	1½"	–	25
78205125614	BL1410-L1450	5	2"	2"	25
78205125617	BL1410-L1460	6	2½"	2½"	10
78205125618	BL1410-L1470	7	3"	3"	10
78205125619	BL1410-L1480	8	3½"	3½"	5

Read safety/installation instruction sheets in packages before use.

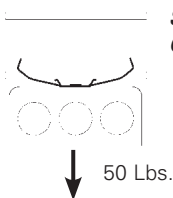


Rod & Wire Fasteners



- BW2 and BW6 support #10-24 or 1/4"-20 threaded bridle rings and provide attachment for electrical boxes.
- BW2S & BW6S are provided with one each 1/4"-20 x 3/8" screw and hex nut.
- BW4 supports cables from #12 thru #8 wire.

UPC/Part Number	Catalog Number	Drop Rod/ Wire Size	Flange Thickness	Box Qty.
78101119700	BW2	#12 wire thru 1/4" plain or threaded rod	1/8" - 3/8"	100
78205140156	BW2S	#12 wire thru 1/4" plain or threaded rod	1/8" - 3/8"	100
78101195516	BW6	3/8" plain or threaded rod	3/8" - 7/16"	100
78205140157	BW6S	3/8" plain or threaded rod	3/8" - 7/16"	100



Static Load Capacity



UPC/Part Number	Catalog Number	Description	Box Qty.
78101119705	BW4	Multi-size Wire Fastener	100



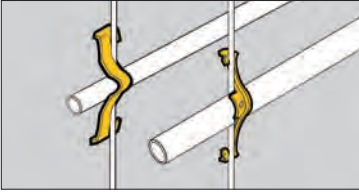
MC/AC Cable Size	#12 Wire	#10 Wire	#8 & #9 Wire
14/2 Cable	BW4	BW4	BW4
14/3 Cable	BW4	BW4	BW4
12/2 Cable	BW4	BW4	BW4
12/3 Cable	BW4	BW-8	BW-8

BW4 is designed for positioning only. No load rating.

Note: An independent means of support is required by NEC Article 300.11.

Read safety/installation instruction sheets in packages before use.

Conduit & cable



- See BX8 and BX18 for a better solution.
- Attaches conduit to wire rods or flanges.
- Can be used for flexible metallic tubing or armored cable.

Rod & Wire Fasteners



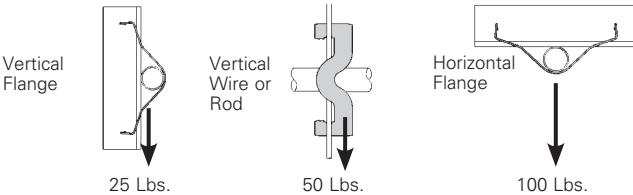
UPC/Part Number	Catalog Number	Box Qty.
78101119710	BW-8	100
78101119715	BW-12	100
78101119720	BW-16	100
78101119725	BW-20	100

Conduit & Cable

Conduit Size	#10 & #12 Wire	#8 & #9 Wire	3/16" & 1/4" Rod	1/8" to 1/4" Flange	5/16" to 3/8" Flange	7/16" to 1/2" Flange
1/2" EMT	BW-8	BW-8	BW-8	BW-8	BW-12	BW-12
1/2" Rigid	BW-8	BW-12	BW-12	BW-12	BW-12	BW-16
3/4" EMT	BW-12	BW-12	BW-12	BW-12	BW-16	BW-16
3/4" Rigid	BW-12	BW-12	BW-16	BW-16	BW-20*	BW-20*
1" EMT	—	BW-16	BW-16	BW-16	BW-20*	BW-20*
1" Rigid	—	—	—	BW-20*	BW-20*	BW-20*
1 1/4" EMT	—	BW-20	BW-20	BW-20	—	—

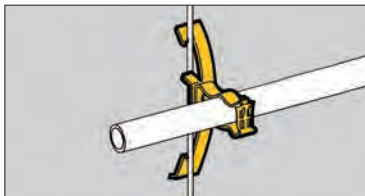
*Note: For horizontal applications only.

Static Load Capacity



Note: An independent means of support is required by NEC Article 300.11.

Read safety/installation instruction sheets in packages before use.



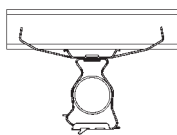
- Assemblies support 1/2", 3/4" and 1" conduit.
- W2 series attaches to 1/8" thru 3/8" flanges or #12 wire thru 1/4" plain or threaded rod.
- W6 series attaches to 3/8" thru 7/16" flanges or 3/8" plain or threaded rod.

Guide-Rite™ Conduit To Rod Fasteners



UPC/Part Number	Catalog Number	Conduit Size EMT/Rigid	Box Qty.
78101118540	BG-8-12-W2	1/2", 3/4"	100
78101118640	BG-16-W2	1"	100
78101195519	BG-8-12-W6	1/2", 3/4"	100
78101195520	BG-16-W6	1"	100

Patent #4958792



50 Lbs.

Static Load Capacity

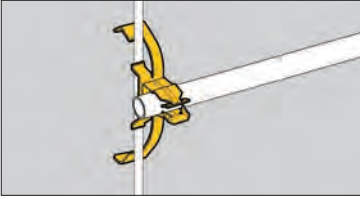


25 Lbs.

Note: An independent means of support is required by NEC Article 300.11.

Read safety/installation instruction sheets in packages before use.

Conduit & cable

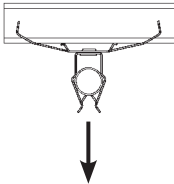


- Assemblies support ½", ¾" and 1" conduit.
- W2 series attaches to ⅛" thru ⅜" flanges or #12 wire thru ¼" plain or threaded rod.
- W6 series attaches to ⅜" thru ⅞" flanges or ⅜" plain or threaded rod.

Push-Type Conduit To Rod Fasteners

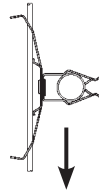


UPC/Part Number	Catalog Number	Conduit Size	Box Qty.
78101119325	BP-8-W2	½" EMT	100
78101119420	BP-12-W2	¾" EMT or ½" IMC. Rigid	100
78101119505	BP-16-W2	1" EMT or ¾" IMC, Rigid	100
78101195521	BP-8-W6	½" EMT	100
78101195522	BP-12-W6	¾" EMT or ½" IMC. Rigid	100
78101195523	BP-16-W6	1" EMT or ¾" IMC, Rigid	100



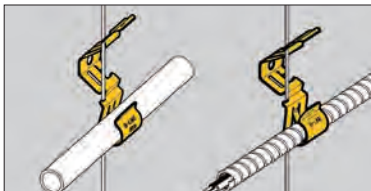
25 Lbs.

Ultimate Static Load Capacity



15 Lbs.

Note: An independent means of support is required by NEC Article 300.11.

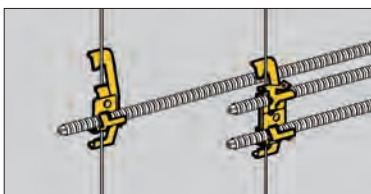


Flex-Rite Cable/Conduit To Wire Fasteners



- Flex-Rite™ can be used in place of batwings.
- Will not bend or deform hanger wire.
- Attaches to #12 - #8 wire and 1/4" plain rod.
- Accommodates MC, AC, 3/8" FMC or 1/2" EMT.
- Cable can be installed before or after attachment to wire.
- Static Load Capacity:
BX-8 - 20 Lbs.
BX-18 - 30 Lbs.

UPC/Part Number	Catalog Number	Cable/Conduit Size	Box Qty.
78101101402	BX-8	.375" to 706" O.D.	100
78101102943	BX-18	.706" to 1.380" O.D.	100
78101101685	BX-8B	Bulk Packed In Fiber Barrels	4000



Cable To Rod Fasteners



BX4-W2



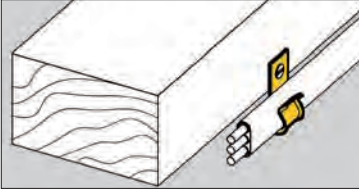
BX4M-W2

- Assemblies support MC, AC, sizes 14/2 through 10/3 or 3/8 FMC.
- W2 series attaches to 1/8" thru 3/8" flanges or #12 wire thru 1/4" plain or threaded rod.
- W6 series attaches to 3/8" thru 7/16" flanges or 3/8" plain or threaded rod.

UPC/Part Number	Catalog Number	Description	Box Qty.
78101101219	BX4-W2	Single Runs	100
78101101189	BX4M-W2	Double Runs	100
78101195517	BX4-W6	Single Runs	100
78101195518	BX4M-W6	Double Runs	100

Read safety/installation instruction sheets in packages before use.

Conduit & cable



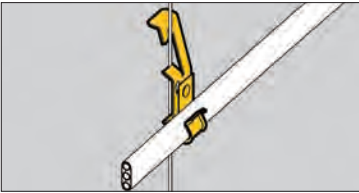
- Attaches Type NM cable to most structures.
- Supports cable sizes 14/2 and 12/2 with ground wire.
- May be used with other B-Line series fasteners for attachment to acoustical tees, beams, drop wires, etc.

Cable Fasteners



UPC/Part Number	Catalog Number	Description	Box Qty.
78101103553	BRC3	Type NM Cable Fastener	100

Conduit & Cable



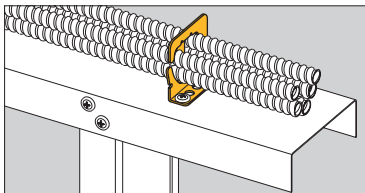
- Supports cable sizes 14/2 and 12/2 with ground wire.
- W2 series supports cable from #12 wire thru 1/4" plain or threaded rod.
- W6 series supports cable from 3/8" plain or threaded rod.

Cable Fasteners



UPC/Part Number	Catalog Number	Description	Box Qty.
78101103547	BRC3-W2	Type NM Cable To Wire Fastener	100
78101195524	BRC3-W6	Type NM Cable To Wire Fastener	100

Read safety/installation instruction sheets in packages before use. These products are designed for positioning only. No load rating.



Multi-Run Cable Carrier for MC/AC Cable



BRC5-1



BRC5-2



BRC5-3

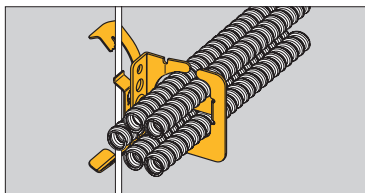


- Secures and supports multiple runs of MC/AC cable as required by the NEC.
- Effectively organizes cables and eliminates derating issues.
- Retention tab is open for easy loading and unloading and contains cables when bent in place.
- Compatible with new BCH-HBA for multi tier assemblies.
- Load Capacity: 50 lbs.
- Finish: Zinc Plated.

UPC/Part Number	Catalog Number	Cable Diameter & Number Of Runs	Box Qty.
78205143593	BRC5-1	.430" to .560" Up To 4 Runs	50
78205143594	BRC5-2	.430" to .560" Up To 9 Runs	50
78205143595	BRC5-3	.560" to .690" Up To 7 Runs	50

Read safety/installation instruction sheets in packages before use.

Conduit & cable



Multi-Run Cable Carrier for MC/AC Cable

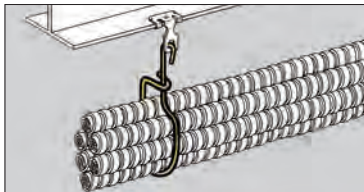
- Secures and supports multiple runs of MC/AC cable as required by the NEC.
- W2 Series attaches to 1/8" thru 3/8" flanges or #12 thru 1/4" plain or threaded rod.
- W6 Series attaches to 3/8" thru 7/16" flanges or 3/8" plain or threaded rod.
- Load Capacity: 50 lbs.
- Finish: Zinc Plated.



UPC/Part Number	Catalog Number	Cable Diameter & Number Of Runs	Box Qty.
78205144075	BRC51-W2	.430" to .560" Up To 4 Runs	25
78205144076	BRC52-W2	.430" to .560" Up To 9 Runs	25
78205144077	BRC53-W2	.560" to .690" Up To 7 Runs	25
78205144078	BRC51-W6	.430" to .560" Up To 4 Runs	25
78205144079	BRC52-W6	.430" to .560" Up To 9 Runs	25
78205144080	BRC53-W6	.560" to .690" Up To 7 Runs	25

Note: An independent means of support is required by NEC Article 300.11.

Read safety/installation instruction sheets in packages before use. These products are designed for positioning only. No load rating.




- Designed to support multiple runs of MC, AC, FMC or communication cable.
- Static Load Capacity: BX2 - 50 lbs. BX6 & BX24 - 75 Lbs.
- Finish: Zinc Plated.

Flexible Cable Support



UPC/Part Number	Catalog Number	Description	Box Qty.
78205104934	BX2	Usable Area = 2 sq. in.	100
78205119765	BX6	Usable Area = 4 sq. in.	100
78205119766	BX24	Usable Area = 13 sq. in.	100



- Fastens flexible conduit and other small cables to beam flanges, bar joists or metal studs.
- Cable O.D. range of 0.42" to 0.70".
- Maximum flange thickness $\frac{5}{32}$ ".


Flexible Conduit/ Cable Fasteners



UPC/Part Number	Catalog Number	Description	Box Qty.
78101119770	BX9	Flexible Conduit Fastener	100


Read safety/installation instruction sheets in packages before use.

Conduit & cable



- Secures cable along flanges 1/16" to 3/4"
- The BFA flange adapters attach BXS series to thicker flanges.
- BX_-67 accepts 14/2, 12/2 & 10/2 romex with ground.
- BX_-1011 accepts 14/2, 12/2 & 10/2 romex with ground.
- BX_-1214 accepts 10/3, romex with ground.
- Finish: Zinc Plated.

Flexible Conduit/ Cable Fasteners



BFA Series
(For Use with
BXS Series Only)



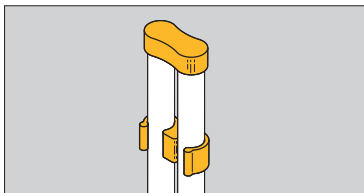
BXS
Series



BXL
Series

UPC/Part Number	Catalog Number	Flange Thickness	Cable Diameter	Box Qty.
78101119973	BXS-67	1/16" - 5/32"	.218 to .281	100
78101119974	BXS-89	1/16" - 5/32"	.290 to .375	100
78101119975	BXS-1011	1/16" - 5/32"	.375 to .437	100
78101119976	BXS-1214	1/16" - 5/32"	.444 to .560	100
78101119977	BXS-1519	1/16" - 5/32"	.500 to .718	100
78101119978	BXS-2024	1/16" - 5/32"	.748 to .945	100
78101119979	BXS-2530	1/16" - 5/32"	.968 to 1.250	100
78101119980	BXM-67	5/32" - 9/32"	.218 to .281	100
78101119981	BXM-89	5/32" - 9/32"	.290 to .375	100
78101119982	BXM-1011	5/32" - 9/32"	.375 to .437	100
78101119983	BXM-1214	5/32" - 9/32"	.444 to .560	100
78101119984	BXM-1519	5/32" - 9/32"	.500 to .718	100
78101119985	BXM-2024	5/32" - 9/32"	.748 to .945	100
78101119986	BXM-2530	5/32" - 9/32"	.968 to 1.250	100
78101119987	BXL-67	5/16" - 1/2"	.218 to .281	100
78101119988	BXL-89	5/16" - 1/2"	.290 to .375	100
78101119989	BXL-1011	5/16" - 1/2"	.375 to .437	100
78101119990	BXL-1214	5/16" - 1/2"	.444 to .560	100
78101119991	BXL-1519	5/16" - 1/2"	.500 to .718	100
78101119992	BXL-2024	5/16" - 1/2"	.748 to .945	100
78101119993	BXL-2530	5/16" - 1/2"	.968 to 1.250	100
78101119955	BFA-1215	1/2" - 5/8"	—	100
78101119956	BFA-1520	5/8" - 3/4"	—	100

Read safety/installation instruction sheets in packages before use.
These products are designed for positioning only. No load rating.



Conduit Quick Caps & Spacers



BCS & BES
8 & 8C thru 16
& 16C



BCS 12AS & 16AS

BCS 18, 18C, 20, & 20C

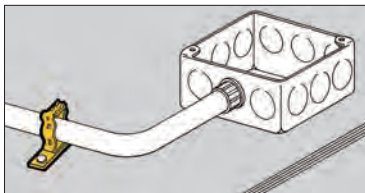
- Quick caps and spacers eliminate the time consuming method of duct taping conduit stubs.
- Quick spacers are designed to separate and secure conduit during concrete pours.
- Quick caps maintain spacing and keep conduit free from dirt and debris.
- Quick caps and spacers properly space conduit for any 4" square box.
- Available in EMT & Rigid conduit sizes.

UPC/Part Number	Catalog Number	Conduit Size	Box Qty.
Conduit Spacer			
78205122356	BCS-8	½" Rigid Conduit	50
78205140057	BES-8	½" EMT Conduit	50
78205122357	BCS-12	¾" Rigid Conduit	50
78205140058	BES-12	¾" EMT Conduit	50
78205122358	BCS-16	1" Rigid Conduit	50
78205140059	BES-16	1" EMT Conduit	50
79903855806	BCS-18	1½" Rigid Conduit	25
79903855807	BCS-20	2" Rigid Conduit	25
Conduit Cap			
78205122359	BCS-8C	½" Rigid Conduit	50
78205140060	BES-8C	½" EMT Conduit	50
78205122361	BCS-12C	¾" Rigid Conduit	50
78205140061	BES-12C	¾" EMT Conduit	50
78205122362	BCS-16C	1" Rigid Conduit	50
78205140062	BES-16C	1" EMT Conduit	50
79903855803	BCS-18C	1½" Rigid Conduit	25
79903855805	BCS-20C	2" Rigid Conduit	25
Conduit Spacer			
79903855808	BCS-12AS	¾" Rigid Conduit	50
79903855809	BCS-16AS	1" Rigid Conduit	25

Patent #5896892

Read safety/installation instruction sheets in packages before use.

Conduit & cable



- Helps eliminate the need for offset bends when used with 1 1/2" deep boxes.
- Attaches conduit to concrete, steel or wood with nails.
- May be attached after conduit positioning.

Conduit Spacer Brackets



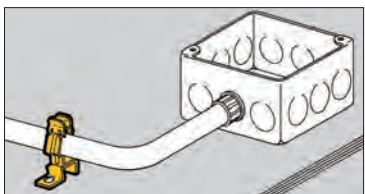
BG



BP

UPC/Part Number	Catalog Number	Conduit Size	Box Qty.
78101118495 Patent # 4958792	BG-8-12-D3	1/2" or 3/4"	100
78101119265	BP-8-D3	1/2" EMT	100
78101118365	BP-12-D3	3/4" EMT or 1/2" IMC, Rigid	100

Conduit & Cable



- Helps eliminate the need for offset bends when used with 2 1/8" deep boxes.
- Provides secure support between conduit and deck.
- D4 series is easily installed with screw gun or powder actuated tools.
- Allows for complete conduit layout prior to anchoring.

Conduit Spacer Brackets



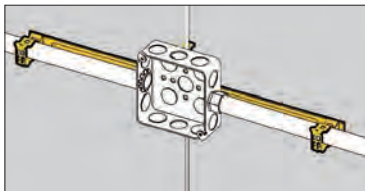
BG



BP

UPC/Part Number	Catalog Number	Conduit Size	Box Qty.
78101118500 Patent # 4958792	BG-8-12-D4	1/2" or 3/4"	100
78101119270	BP-8-D4	1/2" EMT	100
78101119370	BP-12-D4	3/4" EMT or 1/2" IMC, Rigid	100
78101119460	BP-16-D4	1" EMT or 3/4" IMC, Rigid	100

Read safety/installation instruction sheets in packages before use.



Guide-Rite™ Conduit & Box Support Fasteners



- See Ruff-IN™ pages for pre-fab box assemblies.

- BMC3 plate supports multiple conduit runs.
- Riveted assembly provides support for electrical boxes and conduit runs on either side of the box.
- Helps reduce drop wires by up to 66% when using W2/W6 assemblies.
- Assemblies using BMC3 plate include center conduit clip. Additional conduit clips may be purchased separately.



BG__S18




BG__S18-MC3

UPC/Part Number	Catalog Number	Conduit Size EMT & Rigid	Box Qty.
78101103575	BG6-S18 *	3/8"	25
78101103573	BG812-S18	1/2" or 3/4"	25
78101103574	BG16-S18	1"	25

With Multiple Conduit Plate

78205152812	BG6-S18-MC3 *	3/8"	25
78205152900	BG812-S18-MC3	1/2" or 3/4"	25
78205152901	BG16-S18-MC3	1"	25

Patent # 4958792



BG__S18-S
With 1/4"-20 x 5/8" Stud



BG__S18-S-MC3
With 1/4"-20 x 5/8" Stud

With Stud

78205152902	BG6-S18S *	3/8"	25
78110104979	BG812-S18S	1/2" or 3/4"	25
78205152903	BG16-S18S	1"	25

With Stud & Multiple Conduit Plate

78205152904	BG6-S18S-MC3 *	3/8"	25
78205152905	BG812-S18S-MC3	1/2" or 3/4"	25
78205152906	BG16-S18S-MC3	1"	25

* BG-6 will accept the following range \varnothing .420 - \varnothing .675:
14/2 thru 10/4 MC/AC cable and 5/16" or 3/8" flexible conduit

Read safety/installation instruction sheets in packages before use.

Conduit & cable



BG_-S18-W_



BG_-S18-W_-MC3

UPC/Part Number	Catalog Number	Conduit Size EMT & Rigid	Box Qty.
-----------------	----------------	--------------------------	----------

W2 Series for #12 thru 1/4" Rod **

78101103578	BG6-S18-W2 *	3/8"	25
78101103577	BG812-S18-W2	1/2" or 3/4"	25
78101103577	BG16-S18-W2	1"	25

W2 Series for #12 thru 1/4" Rod & Multiple Conduit Plate **

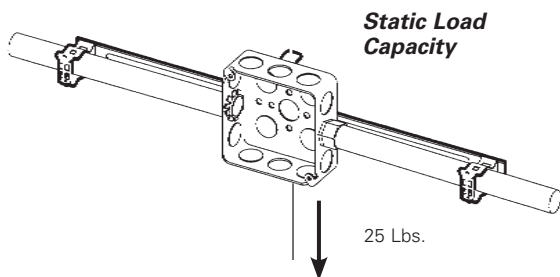
78205152855	BG6-S18-W2-MC3 *	3/8"	25
78205152739	BG812-S18-W2-MC3	1/2" or 3/4"	25
78205152862	BG16-S18-W2-MC3	1"	25

W6 Series for 3/8" Plain or Threaded Rod **

78110199581	BG6-S18-W6 *	3/8"	25
78110199582	BG812-S18-W6	1/2" or 3/4"	25
78110199580	BG16-S18-W6	1"	25

W6 Series for 3/8" Plain or Threaded Rod & Multiple Conduit Plate **

78205152856	BG6-S18-W6-MC3 *	3/8"	25
78205152860	BG812-S18-W6-MC3	1/2" or 3/4"	25
78205152864	BG16-S18-W6-MC3	1"	25

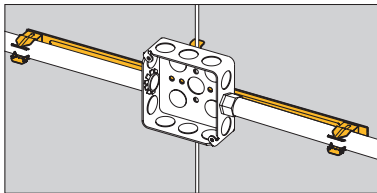


* BG-6 will accept the following range $\varnothing.420 - \varnothing.675$:
14/2 thru 10/4 MC/AC cable and 5/16" or 3/8" flexible conduit

** Note:

An independent means of support is required by NEC Article 300.11.

Read safety/installation instruction sheets in packages before use.



Push-Type Conduit & Box Support Fasteners

- See the Ruff-IN™ brochure for pre-fab box assemblies.

- New BMC3 plate is available to support multiple conduit runs.
- Riveted assembly provides support for electrical boxes and conduit runs on either side of the box.
- Reduces drop wires by up to 66% when using W2/W6 assemblies.
- Assemblies using BMC3 plate include center conduit clip. Additional conduit clips may be purchased separately.



BP__-S18




BP__-S18-MC3

UPC/Part Number	Catalog Number	Conduit Size E(EMT) R(Rigid)	Box Qty.
78205123604	BP8-S18	1/2" E	25
78205123605	BP12-S18	3/4" E or 1/2" R	25
78205123606	BP16-S18	1"E, 3/4" R	25

With Multiple Conduit Plate

78205152907	BP8-S18-MC3	1/2" E	25
78205152908	BP12-S18-MC3	3/4" E or 1/2" R	25
78205152909	BP16-S18-MC3	1"E, 3/4" R	25



BP__-S18-S
With 1/4"-20 x 5/8"
Stud



BP__-S18-S-MC3
With 1/4"-20 x 5/8"
Stud

With Stud

78205123631	BP8-S18S	1/2" E	25
78205123633	BP12-S18S	3/4" E or 1/2" R	25
78205123634	BP16-S18S	1"E, 3/4" R	25

With Stud & Multiple Conduit Plate

78205152913	BP8-S18S-MC3	1/2" E	25
78205152914	BP12-S18S-MC3	3/4" E or 1/2" R	25
78205152915	BP16-S18S-MC3	1"E, 3/4" R	25

Read safety/installation instruction sheets in packages before use.

Conduit & cable



BG__-S18-W_



BG__-S18-W_-MC3

UPC/Part Number	Catalog Number	Conduit Size E(EMT) R(Rigid)	Box Qty.
-----------------	----------------	---------------------------------	----------

W2 Series for #12 thru 1/4" Rod **

78205123615	BP8-S18-W2	1/2" EMT	25
78205123619	BP12-S18-W2	3/4" E or 1/2" R	25
78205123627	BP16-S18-W2	1"E, 3/4" R	25

W2 Series for #12 thru 1/4" Rod & Multiple Conduit Plate **

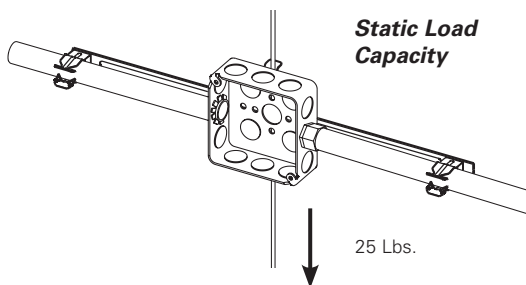
78205152847	BP8-S18-W2-MC3	1/2" EMT	25
78205152848	BP12-S18-W2-MC3	3/4" E or 1/2" R	25
78205152849	BP16-S18-W2-MC3	1"E, 3/4" R	25

W6 Series for 3/8" Plain or Threaded Rod **

78205123628	BP8-S18-W6	1/2" EMT	25
78205123629	BP12-S18-W6	3/4" E or 1/2" R	25
78205123630	BP16-S18-W6	1"E, 3/4" R	25

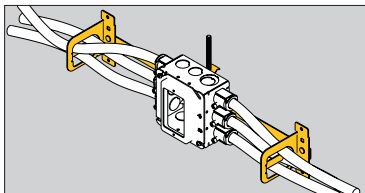
W6 Series for 3/8" Plain or Threaded Rod & Multiple Conduit Plate **

78205152850	BP8-S18-W6-MC3	1/2" EMT	25
78205152851	BP12-S18-W6-MC3	3/4" E or 1/2" R	25
78205152854	BP16-S18-W6-MC3	1"E, 3/4" R	25



** Note:
An independent means of support is required by NEC Article 300.11.

Read safety/installation instruction sheets in packages before use.



Multi-Run Cable Carrier & Box Support Fasteners



BRC5_-S18

- Riveted assembly provides support for electrical boxes and cable runs on either side of the box.
- Reduces drop wires by up to 66% when using W2/W6 assemblies.
- Cable retention tab is open for easy loading and contains the cables when bent in place.
- Consult factory for pre-fab box assemblies.

UPC/Part Number	Catalog Number	Conduit Size	Box Qty.
78205152916	BRC51-S18	Up to 4 runs .430" - .560"	25
78205152918	BRC53-S18	Up to 7 runs .560" - .690"	25



BRC5_-S18-S
With 1/4"-20 x 5/8" Stud

UPC/Part Number	Catalog Number	Conduit Size	Box Qty.
78205152919	BRC51-S18S	Up to 4 runs .430" - .560"	25
78205152921	BRC53-S18S	Up to 7 runs .560" - .690"	25

With Stud

Read safety/installation instruction sheets in packages before use.

Conduit & cable



BRC5_-S18-W_

UPC/Part Number	Catalog Number	Conduit Size	Box Qty.
-----------------	----------------	--------------	----------

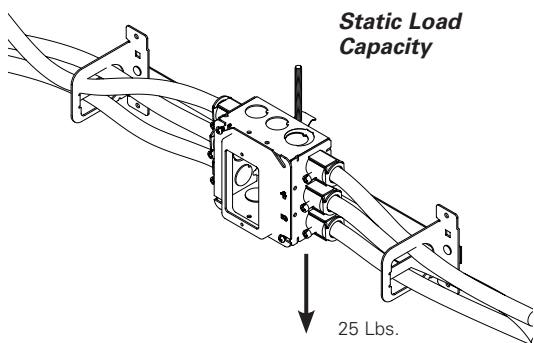
W2 Series for #12 thru 1/4" Rod **

78205152865	BRC51-S18-W2	Up to 4 runs .430" - .560"	25
78205152869	BRC53-S18-W2	Up to 7 runs .560" - .690"	25

UPC/Part Number	Catalog Number	Conduit Size	Box Qty.
-----------------	----------------	--------------	----------

W6 Series for 3/8" Plain or Threaded Rod **



78205152866	BRC51-S18-W6	Up to 4 runs .430" - .560"	25
78205152870	BRC53-S18-W6	Up to 7 runs .560" - .690"	25



** Note:
An independent means of support is required by NEC Article 300.11.

Read safety/installation instruction sheets in packages before use.

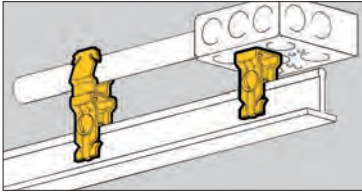
Acoustical tee



Acoustical Tee

*Read safety/installation instruction sheets in packages before use.
These products are designed for positioning only. No load rating.*

Acoustical tee

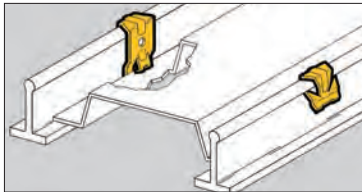


- Attaches to top of acoustical T-Bar with 1/4"-20 screw.
- Has 1/4"-20 thread impression for attachment to box or conduit fastener.
- **WARNING** Do not use for hanging acoustical tee.

T-Bar Support Fasteners



UPC/Part Number	Catalog Number	Description	Box Qty.
78101118090	BA14	T-Bar Support Clip	100



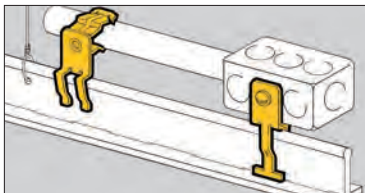
- Gives positive support for troffers and lay-in fixtures.
- Complies with NEC Article 410.16(C) for fixtures supported by suspended ceilings.
- Fits rectangular or round head T-Bars.
- Commonly known as "Hurricane Clip".

Troffer Fasteners



UPC/Part Number	Catalog Number	Description	Box Qty.
78101118095	BA15	For Straight Lip or Upturned Lip Fixtures	100
78205118209	BA15W	White, For Straight Lip or Upturned Lip Fixtures	100

Read safety/installation instruction sheets in packages before use. These products are designed for positioning only. No load rating.



Side Mount T-Bar Fasteners

- A positive method for supporting vertical boxes, conduit or cable above T-Bar.
- Allows conduit to clear drop wires.
- **WARNING** Do not use for hanging acoustical tee.



BA5-4T

UPC/Part Number	Catalog Number	Description	Box Qty.
78101118095	BA5-4T	With 1/4"-20 Thread Impression	100

BG Series



BP Series



UPC/Part Number	Catalog Number	Conduit Size	Box Qty.
78101118410	BG-6-A5 *	3/8"	100
78101118465	BG-8-12-A5	1/2", 3/4"	100
78101118545	BG-16-A5	1"	100


Patent #4958792

78101119235	BP-8-A5	1/2" EMT	100
78101119335	BP-12-A5	3/4" EMT 1/2" IMC, Rigid	100
78101118545	BP-16-A5	1"EMT 3/4" IMC, Rigid	100

* BG-6 will accept the following range $\varnothing.420 - \varnothing.675$: 14/2 thru 10/4 MC/AC cable and 5/16" or 3/8" flexible conduit

Read safety/installation instruction sheets in packages before use. These products are designed for positioning only. No load rating.

Acoustical tee



- A positive method for supporting horizontal boxes or conduit above T-Bar.
- Allows conduit to clear drop wires.
- **WARNING** Do not use for hanging acoustical tee.

Top Mount T-Bar Fasteners



UPC/Part Number	Catalog Number	Description	Box Qty.
78101118125	BA6-4T	With 1/4"-20 Thread Impression	100

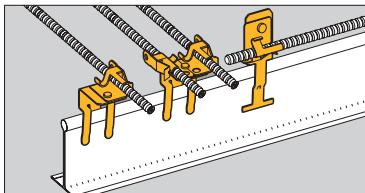
Acoustical Tee



UPC/Part Number	Catalog Number	Conduit Size	Box Qty.
78101188540	BG-6-A6 *	3/8"	100
78101118470	BG-8-12-A6	1/2", 3/4"	100
78101118550	BG-16-A6	1"	100
Patent #4958792			
78101119240	BP-8-A6	1/2" EMT	100
78101119340	BP-12-A6	3/4" EMT 1/2" IMC, Rigid	100
78101119435	BP-16-A6	1"EMT 3/4" IMC, Rigid	100

* BG-6 will accept the following range $\varnothing.420 - \varnothing.675$: 14/2 thru 10/4 MC/AC cable and 5/16" or 3/8" flexible conduit

Read safety/installation instruction sheets in packages before use. These products are designed for positioning only. No load rating.



- A positive method for supporting cable or flexible conduit above T-Bar.
- Assemblies support MC, AC, sizes 14/2 through 10/3 or 3/8" FMC.

Top Mount T-Bar Fasteners



BX4-A6



BX4M-A6

UPC/Part Number	Catalog Number	Description	Box Qty.
78101101220	BX4-A6	Single Runs	100
78101101216	BX4M-A6	Double Runs	100

Note: Fasteners will rotate 360°.



BX4-A5



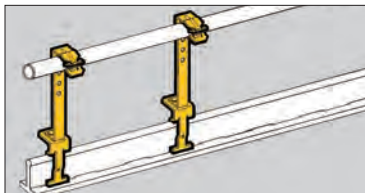
BX4M-A5

UPC/Part Number	Catalog Number	Description	Box Qty.
78101101187	BX4-A5	Single Runs	100
78101101211	BX4M-A5	Double Runs	100

Note: Fasteners will rotate 360°.

Read safety/installation instruction sheets in packages before use. These products are designed for positioning only. No load rating.

Acoustical tee



- Supports conduit and electrical boxes above T-Bar.
- Height adjusts from 4¼" to 7¼".
- Conduit fasteners can be attached at ¾" increments.
- BX4M-A28 supports cable or FMC above T-Bar.

Support Fasteners



BA28

BX4M-A28

UPC/Part Number	Catalog Number	Description	Box Qty.
78101118115	BA28	½" Holes Allow for Adjustment Between 4¼" and 7¼" at ¾" Increments	50
78101101211	BX4M-A28	Double Runs MC, AC, or FMC	25

Acoustical Tee

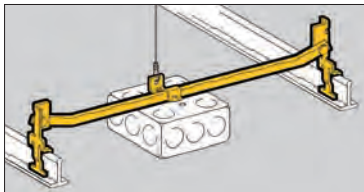


BP-12-A28

UPC/Part Number	Catalog Number	Conduit Size	Box Qty.
78101119230	BP-8-A28	½" EMT	100
78101119330	BP-12-A28	¾" EMT ½" IMC, Rigid	100
78101119425	BP-16-A28	1" EMT ¾" IMC, Rigid	100

Note: Adjustable BP Conduit Fastener is attached with screw in 7¼" top hole position.

Read safety/installation instruction sheets in packages before use. These products are designed for positioning only. No load rating.



Electrical Box T-Bar Fasteners



BA12-20



- See BA50 for a stronger, more cost effective solution.
- Supports octagonal or square boxes.
- Allows for flush mounting or $\frac{3}{4}$ " offset for plaster ring.
- One BB27 box mounting clip with screw included with each hanger.
- Load Capacity: 20 lbs.
- For additional support, attach dropwire to BB27 box mounting clip.
- **WARNING** Do not use for hanging acoustical tee.

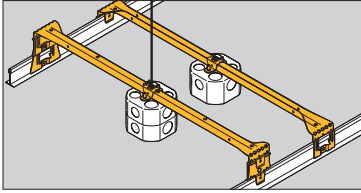
UPC/Part Number	Catalog Number	Description	Box Qty.
78101118080	BA12	Box Hanger 24" Span	50
78101118082	BA12-12	Box Hanger 12" Span	50
78101118085	BA12-20	Box Hanger 20" Span	50
78101118087	BA12-30	Box Hanger 30" Span	50



UPC/Part Number	Catalog Number	Description	Box Qty.
78101118170	BB27	Box Mounting Clip (with Screw)	100
78101101673	SRHMS $\frac{1}{4}$ x $\frac{3}{8}$	$\frac{1}{4}$ "-20 x $\frac{3}{8}$ " Slotted Round Head Machine Screw	50

Read safety/installation instruction sheets in packages before use.
These products are designed for positioning only. No load rating.

Acoustical tee



Heavy Duty Electrical Box Hanger



BA50 &
BA50CAN



BA50D &
BA50DCAN



BA50E



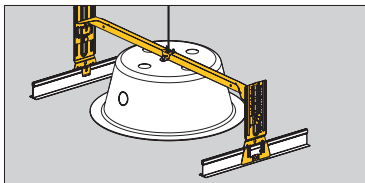
BA50C3T & BA50C4T

- Supports octagonal or square boxes on 24" span.
- Bendable ends mount 1½" or 2⅛" deep boxes without tools.
- Self-centering feature positions box on center.
- Includes BA50C4T Box Mounting Clip.
- Ultimate Static Load Capacity: 50 Lbs. (without dedicated dropwire)
- Static Load Capacity: 70 Lbs. (with dedicated dropwire) 35 Lbs. Canada
- Finish: Pre-Galvanized
- Consult factory for pre-fab box assemblies.
- Not for use with fans. See BA50F.

UPC/Part Number	Catalog Number	Description	Box Qty.
78101196490	BA50	Box Hanger	25
78205135905	BA50CAN *	Box Hanger	25
78101196491	BA50D	Box Hanger for Box w/ 1½" Extension	25
78205135906	BA50DCAN *	Box Hanger for Box w/ 1½" Extension	25
78205136570	BA50C4T	Box Mounting Clip with Hardware	25
78205136571	BA50C3T *	Box Mounting Clip with Hardware	25
78101196489	BA50E	Extender Brackets with Hardware	10 pair

* Canada Only

Read safety/installation instruction sheets in packages before use. These products are designed for positioning only. No load rating.



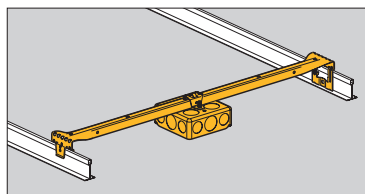
- Adjustable box support for suspended ceilings.
- Accommodates heights up to 8¾".
- Integral ruler enables height adjustments without measuring.

Adjustable Box Support

- Ideal for installation of speaker cases, emergency light fixtures, etc. in suspended ceilings.
- Static Load Capacity: 25 Lbs. without dedicated dropwire 70 Lbs. with dedicated dropwire 35 Lbs. (Canada) with dedicated dropwire
- Consult factory for pre-fab box assemblies.



UPC/Part Number	Catalog Number	Description	Box Qty.
78205118460	BA50A	Adjustable Box Hanger T-Bar	10



- Pre-assembled T-Bar fasteners speed installation.
- Boxes have ½" and ¾" knockouts.
- Loading not to exceed 50 lbs. in U.S.A. without independent support. 35 Lbs. in Canada
- 24" span

Electrical Box T-Bar Fasteners



BA50-OB

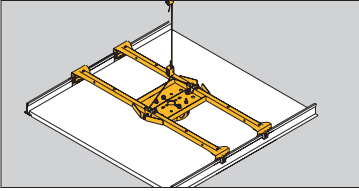


BA50-SB

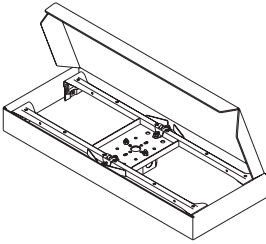
UPC/Part Number	Catalog Number	Description	Box Qty.
78205124855	BA50-OB-24	1½" Deep Box to T-Bar Fastener	10
78205124856	BA50-OB-34	2½" Deep Box to T-Bar Fastener	10
78205124857	BA50-SB-24	1½" Deep Box to T-Bar Fastener	10
78205150954	BA50-SB-34	2½" Deep Box to T-Bar Fastener	10

Read safety/installation instruction sheets in packages before use. These products are designed for positioning only. No load rating.

Acoustical tee




RediMount Fan Hanger



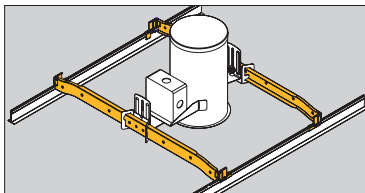
- Redi-mount™ features pre-assembled fan/fixture hanger installs on T-Bar in less than 30 seconds.
- Positions and secures fans and fixtures in suspended ceilings.
- Includes KwikWire™ cable and clamps which attach to mounting clips for easy installation.
- Recommended for use in seismic areas.
- UL Listed for fan support up to 70 lbs. or fixture support up to 90 lbs. 35 Lbs. Canada
- Finish: Pre-Galvanized.



UPC/Part Number	Catalog Number	Description	Box Qty.
78101196492	BA50F	Fan/Fixture Hanger Includes 4" x 1½" Deep Octagon Box	1



Read safety/installation instruction sheets in packages before use. These products are designed for positioning only. No load rating.



QuikFix Fastening System




- New QuikFix™ Fastening System mounts spec grade downlights 50% faster than "wire bound" installation methods.
- QuikFix System is pre-sized for 24" spacing.
- No tools required.
- Recommended for use in seismic areas.
- UL listed for fixture support up to 50 lbs.

UPC/Part Number	Catalog Number	Description	Box Qty.
78205199873	BA40	Fixture Bar	20 pair

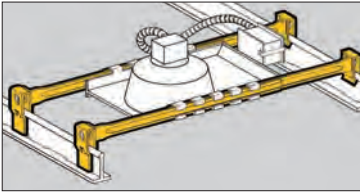
Patent # 6286265

- Innovative design features offset bar hangers with integral locking tabs that secure downlights to T-Bar and prevent lifting or sliding.



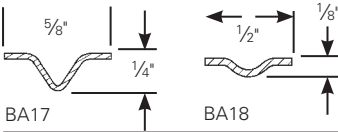
Read safety/installation instruction sheets in packages before use. These products are designed for positioning only. No load rating.

Acoustical tee



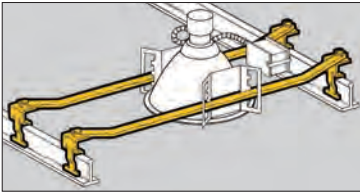
- Adjustable span from 20" to 30".
- Fits horizontal and vertical flanges.
- Fixture position is adjustable.
- No center clips or tools required.
- One set completes one fixture installation (four bars per set).

Light Fixture T-Bar Fasteners



UPC/Part Number	Catalog Number	"High Hat" Fixtures	Box Qty.
78101118100	BA17 (Wide Bar)	CAPRI [†] R-9X, R-10C CAPRI [†] R-10X CAPRI [†] PR-751CX HALO ^{®†} H7, HALO ^{®†} H17 JUNO ^{®†} AP, APT JUNO ^{®†} IC, ICT, J, SC, TC THOMAS ^{®†} RI-IC	10 sets
78101118105	BA18 (Narrow Bar)	CAPRI [†] HSG LIGHTOLIER ^{®†} 711	10 sets

Acoustical Tee



- Fixture position is adjustable within the span of the hanger.
- Fixed span of 24 inches for T-Bar applications.
- Requires only a screwdriver to install.
- One set completes one fixture installation (four bars per set).

Light Fixture T-Bar Fasteners



UPC/Part Number	Catalog Number	"High Hat" Fixtures	Box Qty.
78101118110	BA20 (Wide Bar)	Fits LIGHTOLIER ^{®†} CALCULITE ^{®†} Fixtures	10 sets

† All other trademarks are property of their respective owners.

Read safety/installation instruction sheets in packages before use.
These products are designed for positioning only. No load rating.



- Allows for independent suspension of fixtures.
- Fits most acoustical T-Bars.
- BA-4-WN wing nut included with all 1/4"-20 suspension hangers.
- Static Load Capacity: 65 Lbs.

Suspension Fasteners



BA1 BA1-T BA1-T-BN



UPC/Part Number	Catalog Number	T-Bar Size	Stud Size	Box Qty.
78101118065	BA1	15/16"	1/4"-20 x 5/8"	100
78101118070	BA1-24	15/16"	1/4"-20 x 1 1/2"	100
78101118075	BA1-32	15/16"	1/4"-20 x 2"	100
78101102891	BA1-T	15/16"	#8-32 x 5/8" with Pal Nut	100
78101102897	BA1-T-BN	15/16"	#8-32 x 5/8" with Brass Nut	100



BA1-9

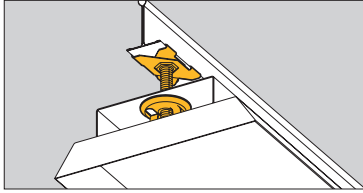


BA1-95

UPC/Part Number	Catalog Number	T-Bar Size	Stud Size	Box Qty.
78205125585	BA1-9	9/16"	1/4"-20 x 5/8"	100
78205125587	BA1-95	9/16"	1/4"-20 x 5/8"	100

Read safety/installation instruction sheets in packages before use.
These products are designed for positioning only. No load rating.

Acoustical tee

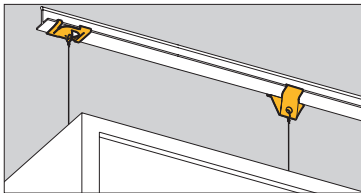


- Supports electrical fixtures from standard $1\frac{5}{16}$ " T-Bars.
- BA-4-WN wing nut included.
- $\frac{1}{4}$ "-20 stud available in varying lengths.
- Static Load Capacity: 50 Lbs.

T-Bar Scissor Fasteners



UPC/Part Number	Catalog Number	Stud Length	Box Qty.
78101104258	BAX-4-16	$\frac{5}{8}$ "	100
78101104262	BAX-4-16-24	$1\frac{1}{2}$ "	100
78101104263	BAX-4-16-32	2"	100
78101104264	BAX-4-16-48	3"	100



- BA-4-16-H supports signs from $1\frac{5}{16}$ " T-Bar.
- BA-4-16-H1 supports signs from $\frac{9}{16}$ " or $1\frac{5}{16}$ " T-Bar.
- Static Load Capacity: 40 Lbs.

Sign Hangers




BA-4-16-H



BA-4-16-H1

UPC/Part Number	Catalog Number	Stud Length	Box Qty.
78101118040	BA-4-16-H	Sign Hanger with White Finish	100
78101104449	BA-4-16-H1	Sign Hanger with Zinc Plated Finish	100

Read safety/installation instruction sheets in packages before use. These products are designed for positioning only. No load rating.



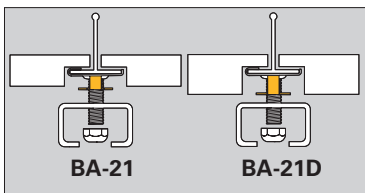
15/16" Twist Fasteners



BA-4-WN

- Supports electrical fixtures from 15/16" T-Bar.
- 1/4"-20 stud available in varying lengths.
- Includes BA-4-WN wing nut with impression.
- Static Load Capacity:
BA4-16 Series = 50 lbs.
BA4-WN Series = 100 lbs.

UPC/Part Number	Catalog Number	Finish	Stud Length	Box Qty.
78101118020	BA-4-16	Black	5/8"	100
78101118055	BA-4-16-W	White	5/8"	100
78101118025	BA-4-16-24	White	1 1/2"	100
78101118030	BA-4-16-32	White	2"	100
78101118035	BA-4-16-48	White	3"	100
78101118060	BA-4-WN	Black		100



BA-21

BA-21D

T-Bar Spacers



BA-21



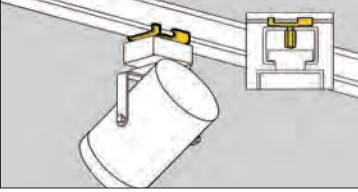
BA-21D

- T-Bar spacer provides flush mounting surface for tegular tile installations.
- Spacer must be used in combination with our BA-4-16 or BA-2-16 series fasteners.
- Finish: Zinc Plated

UPC/Part Number	Catalog Number	Description	Box Qty.
78101195575	BA-21	1/4" Spacer	100
78101199567	BA-21D	3/8" Spacer	100

Read safety/installation instruction sheets in packages before use. These products are designed for positioning only. No load rating.

Acoustical tee



- Supports electrical fixtures from 1⁵/₁₆" T-Bar.
- #8-32 stud available in varying lengths.
- Static Load Capacity: 25 Lbs.

1⁵/₁₆" Twist Fasteners

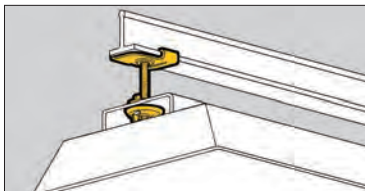


UPC/Part Number	Catalog Number	Finish	Stud Length	Box Qty.
78101118000	BA-2-16	Black with Pal Nut	5/8"	100
78101104259	BA-2-16-7	Black with Pal Nut	7/16"	100
78101118010	BA-2-16-W	White with Pal Nut	5/8"	100
78101104261	BA-2-16-7-W	White with Pal Nut	7/16"	100



UPC/Part Number	Catalog Number	Finish	Stud Length	Box Qty.
78101118015	BA-2-16-BN	Black with Brass Nut	5/8"	100
78101104260	BA-2-16-7-BN	Black with Brass Nut	7/16"	100
78101118015	BA-2-16-WBN	White with Brass Nut	5/8"	100
78101199566	BA-2-16-7-WBN	White with Brass Nut	7/16"	100

Read safety/installation instruction sheets in packages before use. These products are designed for positioning only. No load rating.

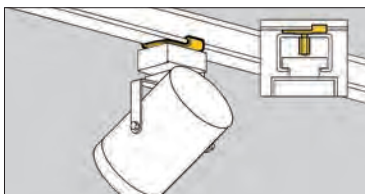


- Supports electrical fixtures from 9/16" T-Bar.
- Stud size: 1/4"-20 x 5/8".
- Static Load Capacity: 40 Lbs.

9/16" Twist Fasteners



UPC/Part Number	Catalog Number	Finish	Stud Length	Box Qty.
78101103458	BA-4-9	Black	5/8"	100
78101103461	BA-4-9-W	White	5/8"	100



- Supports electrical fixtures and track lighting from 9/16" T-Bar.
- Stud size: #8-32 x length.
- Static Load Capacity: 25 Lbs.

9/16" Twist Fasteners



BA-2-9 Series with Pal Nut

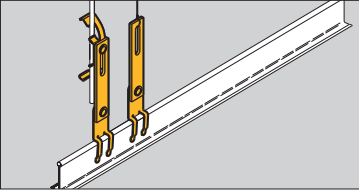


BA-2-9-BN Series with Brass Nut

UPC/Part Number	Catalog Number	Finish	Stud Length	Box Qty.
78101103467	BA-2-9	Black	5/8"	100
78101103466	BA-2-9-7	Black	7/16"	100
78101103459	BA-2-9-W	White	5/8"	100
78101103465	BA-2-9-BN	Black	5/8"	100
78101103464	BA-2-9-7-BN	Black	7/16"	100
78101103460	BA-2-9-WBN	White	5/8"	100

Read safety/installation instruction sheets in packages before use. These products are designed for positioning only. No load rating.

Acoustical tee



- Secures independent support wires to ceiling grid as required by NEC Article 300.11.
- Slotted design permits adjustment when securing rods.
- Bright yellow color, Per NEC 300.11 (A), is easily identified by inspectors.

Drop Wire/Rod Securing Clip



BA-311



BA-311-W2 Shown

UPC/Part Number	Catalog Number	Description	Box Qty.
78101199569	BA311	#12 thru #8 Wire	100
78101199570	BA311-W2	#12 thru 1/4" Plain or	100
78101199571	BA311-W6	3/8" Plain or Threaded Rod	100

Read safety/installation instruction sheets in packages before use. These products are designed for positioning only. No load rating.



Seismic Fixture Clamps

- BA-SFC Series provides seismic restraint for light fixtures within a suspended ceiling.
- BA-SFC reduces labor by attaching light fixtures to the T-bar frame and eliminating extra drop wires or chains.
- Load rating: 200 lbs.
- Provides positive attachment of fixtures to ceiling grid members, in compliance with ICBO Acceptance Criteria 184 (AC 184).
- Satisfies NEC 410.16(C) which requires positive attachment for secure fastening of luminaries.

UPC/Part Number	Catalog Number	Description	Box Qty.
78205145911	BA-SFC	Seismic Fixture Clamp attaches one standard 2' x 4' light fixture to T-Bar ceiling	25 sets (4 clamps per set)
78205145912	BA-SFC-E*	For attachment of two standard 2' x 4' light fixtures end-to-end onto T-Bar ceiling	25 sets (4 clamps per set)
78205145913	BA-SFC-S*	For attachment of two standard 2' x 4' light fixtures side-by-side onto T-Bar ceiling	25 sets (4 clamps per set)
78205145914	BA-SFC-CF*	For attachment of standard 2' x 2' light fixtures onto T-Bar	50 sets (2 clamps per set)
78205145915	BA-SFC-CFS	Seismic Fixture Clamp for reinforcement of main runner connection points	50 sets (2 clamps per set)

* BASFC is required to complete installation.

Read safety/installation instruction sheets in packages before use. These products are designed for positioning only. No load rating.

Acoustical tee

Seismic Fixture Clamps cont.



BA-SFC



BA-SFC-E



BA-SFC-S

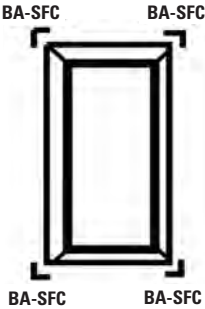


BA-SFC-CF



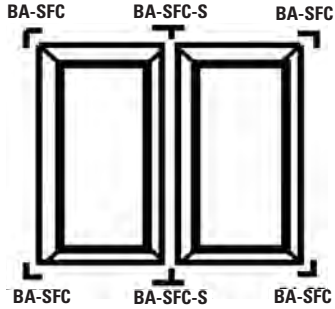
BA-SFC-CFS

Single Fixture Installation



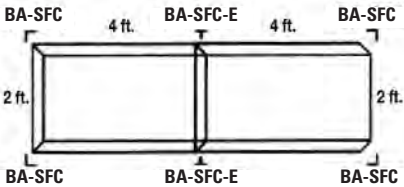
Parts Required:
1 pc. BA-SFC Installation Kit

Two Fixtures (Side by Side)



Parts Required:
1 pc. BA-SFC Installation Kit
1 pc. BA-SFC-S Installation Kit


Two Fixtures (End to End)



Parts Required:
1 pc. BA-SFC Installation Kit
1 pc. BA-SFC-E Installation Kit

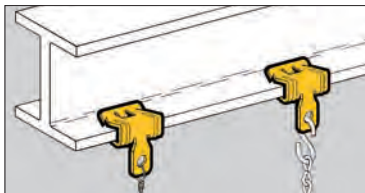


Read safety/installation instruction sheets in packages before use. These products are designed for positioning only. No load rating.



*Read safety/installation instruction sheets in packages before use.
These products are designed for positioning only. No load rating.*

Beams



- Permits fast and easy installation on bulb tees and beams.
- Clearance hole for 1/4" bolt in tab.
- Simply installed with a hammer.

Flange Beam Fasteners




UPC/Part Number	Catalog Number	Flange Thickness	Static Load Cap.	Box Qty.
78101118290	BE-1-2	3/32" - 9/64"	160 lbs.	100



BE-2-4

UPC/Part Number	Catalog Number	Flange Thickness	Static Load Cap.	Box Qty.
78101118295	BE-2-4	1/8" - 1/4"	200 lbs.	100
78101118300	BE-5-8	5/16" - 1/2"	200 lbs.	100
78101118305	BE-9-12	9/16" - 3/4"	200 lbs.	100

Read safety/installation instruction sheets in packages before use.
These products are designed for positioning only. No load rating.



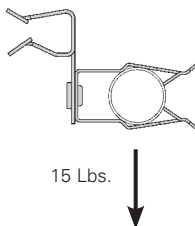
- Quickly attaches conduit to beams.
- Fasteners will rotate 360°.
- Simply installed with a hammer.

Push-Type Conduit To Beam Fasteners

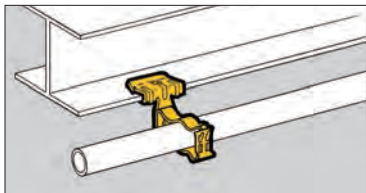


UPC/Part Number	Catalog Number	Conduit Size	Flange Thickness	Box Qty.
78101119275	BP-8-E-2-4	½" EMT	⅛" - ¼"	100
78101119280	BP-8-E-5-8	½" EMT	⅝" - ½"	100
78101119285	BP-8-E-9-12	½" EMT	⅞" - ¾"	100
78101119375	BP-12-E-2-4	½" EMT ½" IMC, Rigid	⅛" - ¼"	100
78101119380	BP-12-E-5-8	½" EMT ½" IMC, Rigid	⅝" - ½"	100
78101119385	BP-12-E-9-12	½" EMT ½" IMC, Rigid	⅞" - ¾"	100
78101119465	BP-16-E-2-4	1" EMT ¾" IMC, Rigid	⅛" - ¼"	100
78101119470	BP-16-E-5-8	1" EMT ¾" IMC, Rigid	⅝" - ½"	100
78101119475	BP-16-E-9-12	1" EMT ¾" IMC, Rigid	⅞" - ¾"	100

**Ultimate
Static Load
Capacity**



*Read safety/installation instruction sheets in packages before use.
These products are designed for positioning only. No load rating.*



- Unique Guide-Rite™ fastener provides for fast and easy installation.
- Fasteners will rotate 360°.
- Simply installed with a hammer and pliers.

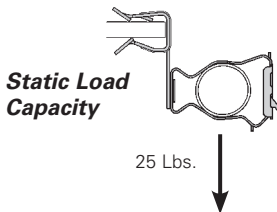
Guide-Rite Conduit To Beam Fasteners




UPC/Part Number	Catalog Number	Conduit Size	Flange Thickness	Box Qty.
78101118430	BG-6-E-2-4*	3/8"	1/8" - 1/4"	100
78101118435	BG-6-E-5-8*	3/8"	5/16" - 1/2"	100
78101118440	BG-6-E-9-12*	3/8"	9/16" - 3/4"	100
78101118505	BG-8-12-E-2-4	1/2", 3/4"	1/8" - 1/4"	100
78101118510	BG-8-12-E-5-8	1/2", 3/4"	5/16" - 1/2"	100
78101118515	BG-8-12-E-9-12	1/2", 3/4"	9/16" - 3/4"	100
78101118575	BG-16-E-2-4	1"	1/8" - 1/4"	100
78101118580	BG-16-E-5-8	1"	5/16" - 1/2"	100
78101118585	BG-16-E-9-12	1"	9/16" - 3/4"	100
78101118660	BG-20-E-2-4	1 1/4"	1/8" - 1/4"	100
78101118665	BG-20-E-5-8	1 1/4"	5/16" - 1/2"	100
78101118670	BG-20-E-9-12	1 1/4"	9/16" - 3/4"	100
78101118705	BG-24-E-2-4	1 1/2"	1/8" - 1/4"	50
78101118710	BG-24-E-5-8	1 1/2"	5/16" - 1/2"	50
78101118715	BG-24-E-9-12	1 1/2"	9/16" - 3/4"	50
78101118745	BG-32-E-2-4	2"	1/8" - 1/4"	50
78101118750	BG-32-E-5-8	2"	5/16" - 1/2"	50
78101118755	BG-32-E-9-12	2"	9/16" - 3/4"	50

Patent #4958792

* BG-6 will accept the following range Ø.420 - Ø.675: 14/2 thru 10/4 MC/AC cable and 5/16" or 3/8" flexible conduit



Read safety/installation instruction sheets in packages before use. These products are designed for positioning only. No load rating.



- Attaches MC, AC, sizes 14/2 through 10/3 or 3/8" FMC to beam flanges 1/8" to 3/4" thick.
- Fasteners will rotate 360°.
- Simply installed with a hammer.

Cable To Beam Fasteners

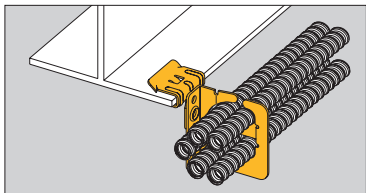


UPC/Part Number	Catalog Number	Types Of Runs	Flange Thickness	Box Qty.
78101101192	BX4-E-2-4	Single	1/8" - 1/4"	100
78101101193	BX4-E-5-8	Single	5/16" - 1/2"	100
78101101194	BX4-E-9-12	Single	9/16" - 3/4"	100



UPC/Part Number	Catalog Number	Types Of Runs	Flange Thickness	Box Qty.
78101101213	BX4M-E-2-4	Double	1/8" - 1/4"	100
78101101214	BX4M-E-5-8	Double	5/16" - 1/2"	100
78101101215	BX4M-E-9-12	Double	5/16" - 3/4"	100

Read safety/installation instruction sheets in packages before use.
These products are designed for positioning only. No load rating.



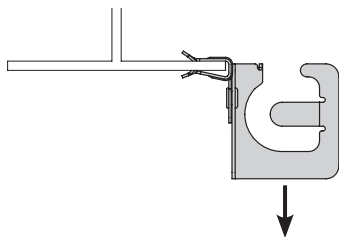
MC/AC Cable Carrier to Beam Fastener



BRC5-2-E24

- Secures and supports MC/AC cables as required by the NEC.
- Effectively organizes cables and eliminates derating issues.
- BRC5-1 secures up to four (4) runs of .430 to .560 diameter cable.
- BRC5-2 secures up to nine (9) runs of .430 to .560 diameter cable.
- BRC5-3 secures up to seven (7) runs of .560 to .690 diameter cable.
- Load Capacity: 50 lbs.


UPC/Part Number	Catalog Number	Flange Thickness	Box Qty.
78205144093	BRC51-E12	3/32" - 9/64"	25
78205144096	BRC51-E24	1/8" - 1/4"	25
78205144099	BRC51-E58	5/16" - 1/2"	25
78205144102	BRC51-E912	9/16" - 3/4"	25
78205144094	BRC52-E12	3/32" - 9/64"	25
78205144097	BRC52-E24	1/8" - 1/4"	25
78205144100	BRC52-E58	5/16" - 1/2"	25
78205144103	BRC52-E912	9/16" - 3/4"	25
78205144095	BRC53-E12	3/32" - 9/64"	25
78205144098	BRC53-E24	1/8" - 1/4"	25
78205144101	BRC53-E58	5/16" - 1/2"	25
78205144104	BRC53-E912	9/16" - 3/4"	25



Static Load Capacity

50 Lbs.

Read safety/installation instruction sheets in packages before use. These products are designed for positioning only. No load rating.



- Suspend boxes or fixtures from beam flanges $\frac{1}{8}$ " to $\frac{3}{4}$ " thick.
- Provided with $\frac{1}{4}$ "-20 thread impression for quick and secure attachment.
- Simply installed with a hammer.

Universal Beam Fasteners

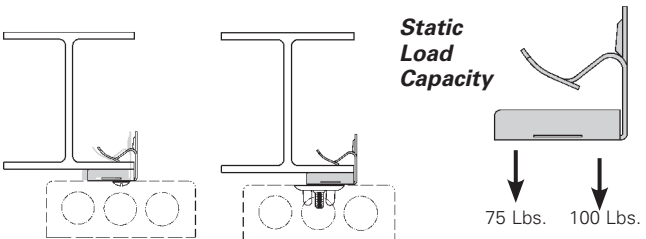


UPC/Part Number	Catalog Number	Flange Thickness	Box Qty.
78101119600	BU-2-4	$\frac{1}{8}$ " - $\frac{1}{4}$ "	100
78101119605	BU-5-8	$\frac{5}{16}$ " - $\frac{1}{2}$ "	100
78101119610	BU-9-12	$\frac{9}{16}$ " - $\frac{3}{4}$ "	100



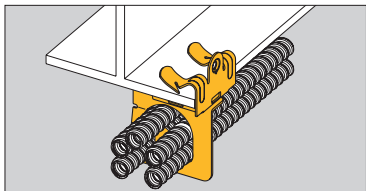
20 x $\frac{3}{8}$ "
Ked Stud

UPC/Part Number	Catalog Number	Flange Thickness	Box Qty.
78101119615	BU-2-4-S	$\frac{1}{8}$ " - $\frac{1}{4}$ "	100
78101119620	BU-5-8-S	$\frac{5}{16}$ " - $\frac{1}{2}$ "	100
78101119625	BU-9-12-S	$\frac{9}{16}$ " - $\frac{3}{4}$ "	100



Note: Indicated loads are static load capacity and should not be combined.

Read safety/installation instruction sheets in packages before use.
These products are designed for positioning only. No load rating.

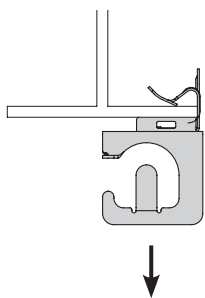


MC/AC Cable Carrier to Beam Fastener



- Secures and supports MC/AC cables as required by the NEC.
- Effectively organizes cables and eliminates derating issues.
- BRC5-1 secures up to four (4) runs of .430 to .560 diameter cable.
- BRC5-2 secures up to nine (9) runs of .430 to .560 diameter cable.
- BRC5-3 secures up to seven (7) runs of .560 to .690 diameter cable.
- Load Capacity: 50 lbs.


UPC/Part Number	Catalog Number	Flange Thickness	Box Qty.
78205144066	BRC51-U24	1/8" - 1/4"	25
78205144069	BRC51-U58	5/16" - 1/2"	25
78205144072	BRC51-U912	9/16" - 3/4"	25
78205144067	BRC52-U24	1/8" - 1/4"	25
78205144070	BRC52-U58	5/16" - 1/2"	25
78205144073	BRC52-U912	9/16" - 3/4"	25
78205144068	BRC53-U24	1/8" - 1/4"	25
78205144071	BRC53-U58	5/16" - 1/2"	25
78205144074	BRC53-U912	9/16" - 3/4"	25



Static Load Capacity

75 Lbs.

Read safety/installation instruction sheets in packages before use. These products are designed for positioning only. No load rating.



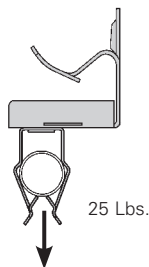
- Quickly attaches conduit to beams.
- Fasteners will rotate 360°.
- Simply installed with a hammer.

Push-Type Conduit To Beam Fasteners




UPC/Part Number	Catalog Number	Conduit Size	Flange Thickness	Box Qty.
78101119310	BP-8-U-2-4	1/2" EMT	1/8" - 1/4"	100
78101119315	BP-8-U-5-8	1/2" EMT	5/16" - 1/2"	100
78101119320	BP-8-U-9-12	1/2" EMT	9/16" - 3/4"	100
78101119405	BP-12-U-2-4	3/4" EMT 1/2" IMC, Rigid	1/8" - 1/4"	100
78101119410	BP-12-U-5-8	3/4" EMT 1/2" IMC, Rigid	5/16" - 1/2"	100
78101119415	BP-12-U-9-12	3/4" EMT 1/2" IMC, Rigid	9/16" - 3/4"	100
78101119490	BP-16-U-2-4	1" EMT 3/4" IMC, Rigid	1/8" - 1/4"	100
78101119495	BP-16-U-5-8	1" EMT 3/4" IMC, Rigid	5/16" - 1/2"	100
78101119500	BP-16-U-9-12	1" EMT 3/4" IMC, Rigid	9/16" - 3/4"	100

**Ultimate
Static Load
Capacity**



*Read safety/installation instruction sheets in packages before use.
These products are designed for positioning only. No load rating.*



- Unique Guide-Rite™ Fastener provides for fast and easy installation.
- Fasteners will rotate 360°.
- Simply installed with a hammer and pliers.

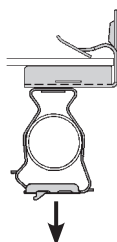
Guide-Rite Conduit To Beam Fasteners



UPC/Part Number	Catalog Number	Conduit Size	Flange Thickness	Box Qty.
78101118450	BG-6-U-2-4*	3/8"	1/8" - 1/4"	100
78101118455	BG-6-U-5-8*	3/8"	5/16" - 1/2"	100
78101118460	BG-6-U-9-12*	3/8"	9/16" - 3/4"	100
78101118525	BG-8-12-U-2-4	1/2", 3/4"	1/8" - 1/4"	100
78101118530	BG-8-12-U-5-8	1/2", 3/4"	5/16" - 1/2"	100
78101118535	BG-8-12-U-9-12	1/2", 3/4"	9/16" - 3/4"	100
78101118625	BG-16-U-2-4	1"	1/8" - 1/4"	100
78101118630	BG-16-U-5-8	1"	5/16" - 1/2"	100
78101118635	BG-16-U-9-12	1"	9/16" - 3/4"	100
78101118680	BG-20-U-2-4	1 1/4"	1/8" - 1/4"	100
78101118685	BG-20-U-5-8	1 1/4"	5/16" - 1/2"	100
78101118690	BG-20-U-9-12	1 1/4"	9/16" - 3/4"	100
78101118720	BG-24-U-2-4	1 1/2"	1/8" - 1/4"	50
78101118725	BG-24-U-5-8	1 1/2"	5/16" - 1/2"	50
78101118730	BG-24-U-9-12	1 1/2"	9/16" - 3/4"	50
78101118760	BG-32-U-2-4	2"	1/8" - 1/4"	50
78101118765	BG-32-U-5-8	2"	5/16" - 1/2"	50
78101118770	BG-32-U-9-12	2"	9/16" - 3/4"	50

Patent #4958792

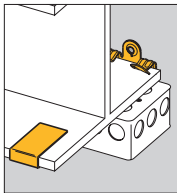
* BG-6 will accept the following range $\varnothing.420 - \varnothing.675$: 14/2 thru 10/4 MC/AC cable and 5/16" or 3/8" flexible conduit



Static Load Capacity

75 Lbs.

Read safety/installation instruction sheets in packages before use. These products are designed for positioning only. No load rating.



- Anchor strap provides secure attachment to beam flanges.
- Suspends threaded rod from beam flanges.
- 8" anchor straps are provided for $\frac{1}{8}$ " to $\frac{1}{4}$ " thick flanges.
- 13" anchor straps are provided for $\frac{5}{16}$ " to $\frac{3}{4}$ " thick flanges.

Beam Fasteners With Anchor Straps



Static Load Capacity

75 Lbs.



UPC/Part Number	Catalog Number	Stud Size	Flange Thickness	Box Qty.
78101104942	BU-2-4-S-AS	$\frac{1}{4}$ "-20 x $\frac{3}{8}$ "	$\frac{1}{8}$ " - $\frac{1}{4}$ "	50
78101104943	BU-5-8-S-AS	$\frac{1}{4}$ "-20 x $\frac{3}{8}$ "	$\frac{5}{16}$ " - $\frac{1}{2}$ "	50
78101104944	BU-9-12-S-AS	$\frac{1}{4}$ "-20 x $\frac{3}{8}$ "	$\frac{9}{16}$ " - $\frac{3}{4}$ "	50



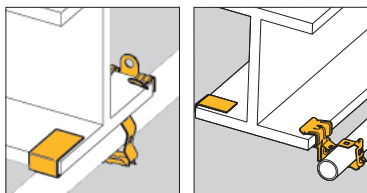
Static Load Capacity

160 Lbs.



UPC/Part Number	Catalog Number	Threaded Rod Size	Flange Thickness	Box Qty.
78101104948	BH4-E-2-4-AS	$\frac{1}{4}$ "-20	$\frac{1}{8}$ " - $\frac{1}{4}$ "	50
78101104949	BH4-E-5-8-AS	$\frac{1}{4}$ "-20	$\frac{5}{16}$ " - $\frac{1}{2}$ "	50
78101104950	BH4-E-9-12-AS	$\frac{1}{4}$ "-20	$\frac{9}{16}$ " - $\frac{3}{4}$ "	50
78101104951	BH6-E-2-4-AS	$\frac{3}{8}$ "-16	$\frac{1}{8}$ " - $\frac{1}{4}$ "	50
78101104952	BH6-E-5-8-AS	$\frac{3}{8}$ "-16	$\frac{5}{16}$ " - $\frac{1}{2}$ "	50
78101104953	BH6-E-9-12-AS	$\frac{3}{8}$ "-16	$\frac{9}{16}$ " - $\frac{3}{4}$ "	50

Read safety/installation instruction sheets in packages before use.
These products are designed for positioning only. No load rating.



- Anchor strap provides secure attachment to beam flanges.
- Unique Guide-Rite™ Fastener provides for fast and easy installation.
- 8" anchor straps are provided for 1/8" to 1/4" thick flanges.
- 13" anchor straps are provided for 5/16" to 3/4" thick flanges.

Conduit To Beam Fasteners With Anchor Straps



Static Load Capacity

75 Lbs.

UPC/Part Number	Catalog Number	Conduit Size	Flange Thickness	Box Qty.
78101104966	BG-8-12-U-2-4-AS	1/2", 3/4"	1/8" - 1/4"	50
78101104967	BG-8-12-U-5-8-AS	1/2", 3/4"	5/16" - 1/2"	50
78101104968	BG-8-12-U-9-12-AS	1/2", 3/4"	9/16" - 3/4"	50
78101104969	BG-16-U-2-4-AS	1"	1/8" - 1/4"	50
78101104970	BG-16-U-5-8-AS	1"	5/16" - 1/2"	50
78101104971	BG-16-U-9-12-AS	1"	9/16" - 3/4"	50




Static Load Capacity

25 Lbs.

UPC/Part Number	Catalog Number	Conduit Size	Flange Thickness	Box Qty.
78101104972	BG-8-12-E-2-4-AS	1/2", 3/4"	1/8" - 1/4"	50
78101104973	BG-8-12-E-5-8-AS	1/2", 3/4"	5/16" - 1/2"	50
78101104974	BG-8-12-E-9-12-AS	1/2", 3/4"	9/16" - 3/4"	50
78101104975	BG-16-E-2-4-AS	1"	1/8" - 1/4"	50
78101104976	BG-16-E-5-8-AS	1"	5/16" - 1/2"	50
78101104977	BG-16-E-9-12-AS	1"	9/16" - 3/4"	50

Read safety/installation instruction sheets in packages before use. These products are designed for positioning only. No load rating.



- Attaches MC, AC, sizes 14/2 through 10/3 or 3/8" FMC to flanges 1/8" to 3/4" thick.
- Fasteners will rotate 360°.

Cable To Beam Fasteners

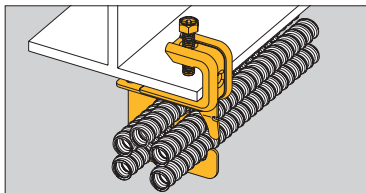


UPC/Part Number	Catalog Number	Description	Flange Thickness	Box Qty.
78101101197	BX4-U-2-4	Single Runs	1/8" - 1/4"	100
78101101198	BX4-U-5-8	Single Runs	5/16" - 1/2"	100
78101101199	BX4-U-9-12	Single Runs	9/16" - 3/4"	100



UPC/Part Number	Catalog Number	Description	Flange Thickness	Box Qty.
78101101206	BX4M-U-2-4	Double Runs	1/8" - 1/4"	100
78101101207	BX4M-U-5-8	Double Runs	5/16" - 1/2"	100
78101101208	BX4M-U-9-12	Double Runs	9/16" - 3/4"	100

Read safety/installation instruction sheets in packages before use. These products are designed for positioning only. No load rating.



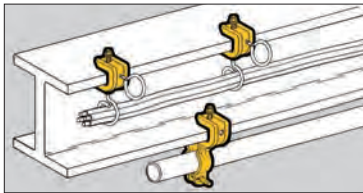
- Secures and supports MC/AC cables as required by the NEC.
- Effectively organizes cables and eliminates derating issues.
- Fits beam flanges from 1/8" thru 5/8" thick.
- Load Capacity: 50 lbs.

MC/AC Cable Carrier to Beam Fastener



BRC5-1-C442

UPC/Part Number	Catalog Number	Cable Diameter & Number of Runs	Box Qty.
78205144087	BRC51-C442	.430" to .560" Up to 4 Runs	25
78205144088	BRC52-C442	.430" to .560" Up to 9 Runs	25
78205144089	BRC53-C442	.560" to .690" Up to 7 Runs	25



- BC442 fits beam flanges $\frac{1}{8}$ " to $\frac{5}{8}$ ". BC442-6 fits beam flanges up to $\frac{3}{4}$ ".
- Finish: Zinc Plated.
- Static Load Capacity:
BC442 = 100 Lbs.
BC442-6 = 200 Lbs.

Beam Fasteners



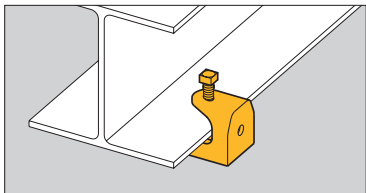
UPC/Part Number	Catalog Number	Description	Box Qty.
78101118278	BC442	Accepts $\frac{1}{4}$ "-20 Threaded Rod or $\frac{1}{4}$ "-20 Threaded Bridle Rings	50
78101104283	BC442-6	Accepts $\frac{3}{8}$ "-16 Threaded Rod	25



UPC/Part Number	Catalog Number	Conduit Size Rigid	EMT	Box Qty.
78101119850	BL1400-C442	$\frac{1}{2}$ "	$\frac{1}{2}$ "	50
78101119851	BL1410-C442	$\frac{3}{4}$ "	$\frac{3}{4}$ "	50
78101119852	BL1420-C442	1"	1"	50
78101119853	BL1425-C442	--	1 $\frac{1}{4}$ "	50
78101119854	BL1430-C442	1 $\frac{1}{4}$ "	1 $\frac{1}{2}$ "	50
78101119855	BL1440-C442	1 $\frac{1}{2}$ "	--	25
78101119856	BL1450-C442	2"	2"	25

Read safety/installation instruction sheets in packages before use. These products are designed for positioning only. No load rating.

Beams




- Can be used with 1/4"-20 and 3/8"-16 threaded rod or bridle rings.
- Fits beam flanges through 1/2" thick.
- Safety Factor of 5.
- Finish: Zinc-Plated.

Beam Fasteners



UPC/Part Number	Catalog Number	Rod Size	Static Load Cap.	Box Qty.
78101155333	B444-1/4	1/4"-20	150 lbs.	50
78101155333	B444-5/16	5/16"-18	150 lbs.	50
78101155333	B444-3/8	3/8"-16	150 lbs.	50



- Fits beam flanges thru 1/2" thick.
- Accepts "S" hooks, 1/4" and 3/8" threaded rod, 1/4"-20 or #10-24 threaded bridle rings.
- Supports conduit and electrical boxes.

Conduit To Beam Fasteners



UPC/Part Number	Catalog Number	Flange Thickness	Static Load Cap.	Box Qty.
78101118275	BC1	Thru 1/2"	100 lbs.	100



Guide-Rite™
Fastener

UPC/Part Number	Catalog Number	Conduit Size EMT & Rigid	Static Load Cap.	Box Qty.
78101118490	BG-8-12-C2	1/2", 3/4"	100 lbs.	100
78101118570	BG-16-C2	1"	100 lbs.	100
78101118655	BG-20-C2	1 1/4"	100 lbs.	100
78101118700	BG-24-C2	1 1/2"	100 lbs.	100
78101118740	BG-32-C2	2"	100 lbs.	100

Read safety/installation instruction sheets in packages before use.

Conduit To Beam Fasteners



Guide-Rite™
Fastener

UPC/Part Number	Catalog Number	Conduit Size EMT & Rigid	Static Load Cap.	Box Qty.
78101118485	BG-8-12-C1	½", ¾"	25 lbs.	100
78101118565	BG-16-C1	1"	25 lbs.	100
78101118650	BG-20-C1	1¼"	25 lbs.	100
78101118695	BG-24-C1	1½"	25 lbs.	50
78101118735	BG-32-C1	2"	25 lbs.	50



Push-Type

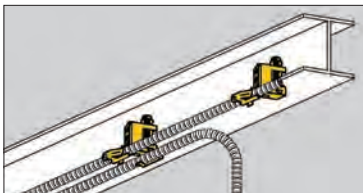
UPC/Part Number	Catalog Number	Conduit Size	Ultimate Static Load Cap.	Box Qty.
78101119260	BP-8-C2	½" EMT	25 lbs.	100
78101119360	BP-12-C2	¾" EMT ½" IMC, Rigid	25 lbs.	100
78101119455	BP-16-C2	1" EMT ¾" IMC, Rigid	25 lbs.	100



Push-Type

UPC/Part Number	Catalog Number	Conduit Size	Ultimate Static Load Cap.	Box Qty.
78101119255	BP-8-C1	½" EMT	25 lbs.	100
78101119355	BP-12-C1	¾" EMT ½" IMC, Rigid	25 lbs.	100
78101119450	BP-16-C1	1" EMT ¾" IMC, Rigid	25 lbs.	100

Read safety/installation instruction sheets in packages before use.



- Attaches MC, AC, sizes 14/2 through 10/3 or 3/8" FMC to beam flanges thru 1/2" thick.
- Fasteners will rotate 360°.
- Requires only a screwdriver to install.

Cable To Beam Fasteners

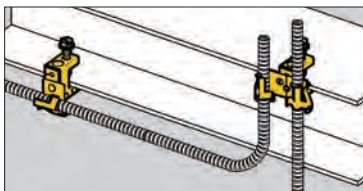


BX4-C2



BX4M-C2

UPC/Part Number	Catalog Number	Flange Thickness	Box Qty.
78101101190	BX4-C2	Single Runs	100
78101101210	BX4M-C2	Double Runs	100



- Attaches MC, AC, sizes 14/2 through 10/3 or 3/8" FMC to beam flanges thru 1/2" thick.
- Fasteners will rotate 360°.
- Requires only a screwdriver to install.

Cable To Beam Fasteners



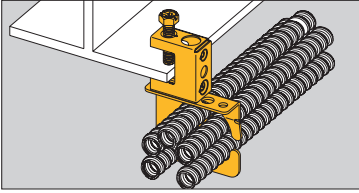
BX4-C1



BX4M-C1

UPC/Part Number	Catalog Number	Flange Thickness	Box Qty.
78101101191	BX4-C1	Single Runs	100
78101101209	BX4M-C1	Double Runs	100

Read safety/installation instruction sheets in packages before use. These products are designed for positioning only. No load rating.




- Secures and supports MC/AC cables as required by the NEC.
- Effectively organizes cables and eliminates derating issues.
- Fits beam flanges thru 1/2" thick.
- Load Capacity: 50 lbs.

MC/AC Cable Carrier to Beam Fastener



BRC5-x-C2

UPC/Part Number	Catalog Number	Cable Diameter & Number of Runs	Box Qty.
78205144090	BRC51-C2	.430" to .560" Up to 4 Runs	25
78205144091	BRC52-C2	.430" to .560" Up to 9 Runs	25
78205144092	BRC53-C2	.560" to .690" Up to 7 Runs	25



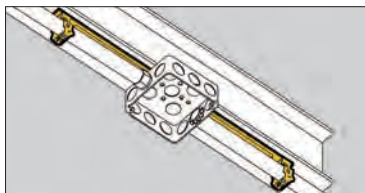
- Attaches type NM cable to beam flanges $\frac{1}{8}$ " to $\frac{1}{2}$ " thick.
- Supports cable sizes 14/2 and 12/2 with ground wire.
- Simply installed with a hammer.

Cable To Beam Fasteners



UPC/Part Number	Catalog Number	Flange Thickness	Box Qty.
78101103550	BRC3-E-2-4	$\frac{1}{8}$ " to $\frac{1}{4}$ "	100
78101103551	BRC3-E-5-8	$\frac{5}{16}$ " to $\frac{1}{2}$ "	100
78101103552	BRC3-E-9-12	$\frac{9}{16}$ " to $\frac{3}{4}$ "	100

*Read safety/installation instruction sheets in packages before use.
These products are designed for positioning only. No load rating.*



- BMC3 plate is available to support multiple conduit runs.
- Guide-Rite™ Riveted assembly secures electrical boxes and conduit runs to beam flanges 1/8" to 1/2" thick.
- Provides support for conduit on either side of electrical box.
- Assemblies using BMC3 plate include center conduit clamp. Additional conduit clamps may be purchased separately.

Guide-Rite Conduit & Box Support Fasteners



- Consult factory for pre-fab box assemblies.



BG_-S18-U_



BG_-S18-U_-MC3

UPC/Part Number	Catalog Number	Conduit Size	Flange Thickness	Box Qty.
78101103583	BG6-S18-U24 *	3/8"	1/8" to 1/4"	25
78101103584	BG6-S18-U58 *	3/8"	5/16" to 1/2"	25
78101103579	BG812-S18-U24	1/2", 3/4"	1/8" to 1/4"	25
78101103580	BG812-S18-U58	1/2", 3/4"	5/16" to 1/2"	25
78101103581	BG16-S18-U24	1"	1/8" to 1/4"	25
78101103582	BG16-S18-U58	1"	5/16" to 1/2"	25

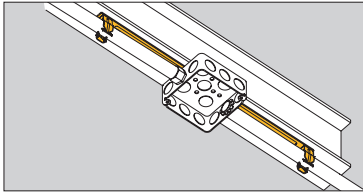
Patent #4958792

With Multiple Conduit Plate

78205152813	BG6-S18-U24-MC3 *	3/8"	1/8" to 1/4"	25
78205152814	BG6-S18-U58-MC3 *	3/8"	5/16" to 1/2"	25
78205152815	BG812-S18-U24-MC3	1/2", 3/4"	1/8" to 1/4"	25
78205152816	BG812-S18-U58-MC3	1/2", 3/4"	5/16" to 1/2"	25
78205152817	BG16-S18-U24-MC3	1"	1/8" to 1/4"	25
78205152823	BG16-S18-U58-MC3	1"	5/16" to 1/2"	25

* BG-6 will accept the following range $\varnothing.420 - \varnothing.675$: 14/2 thru 10/4 MC/AC cable and 5/16" or 3/8" flexible conduit

Read safety/installation instruction sheets in packages before use.



Push-Type Conduit & Box Support Fasteners

- Consult factory for pre-fab box assemblies.

- BMC3 plate is available to support multiple conduit runs.
- Riveted assembly secures electrical boxes and conduit runs to beam flanges $\frac{1}{8}$ " to $\frac{1}{2}$ " thick.
- Provides support for conduit on either side of electrical box.
- Assemblies using BMC3 plate include center conduit clamp. Additional conduit clamps may be purchased separately.



BP__-S18-U__



BP__-S18-U__-MC3

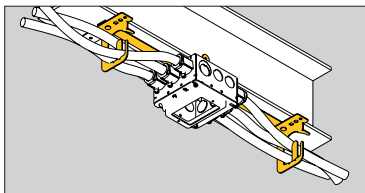
UPC/Part Number	Catalog Number	Conduit Size EMT, IMC, Rigid	Flange Thickness	Box Qty.
78205123635	BP8-S18-U24	$\frac{3}{8}$ "	$\frac{1}{8}$ " to $\frac{1}{4}$ "	25
78205123638	BP8-S18-U58	$\frac{3}{8}$ "	$\frac{5}{16}$ " to $\frac{1}{2}$ "	25
78205123636	BP12-S18-U24	$\frac{1}{2}$ ", $\frac{3}{4}$ "	$\frac{1}{8}$ " to $\frac{1}{4}$ "	25
78205123639	BP12-S18-U58	$\frac{1}{2}$ ", $\frac{3}{4}$ "	$\frac{5}{16}$ " to $\frac{1}{2}$ "	25
78205123637	BP16-S18-U24	1"	$\frac{1}{8}$ " to $\frac{1}{4}$ "	25
78205123640	BP16-S18-U58	1"	$\frac{5}{16}$ " to $\frac{1}{2}$ "	25

Patent #4958792

With Multiple Conduit Plate

78205152824	BP8-S18-U24-MC3	$\frac{3}{8}$ "	$\frac{1}{8}$ " to $\frac{1}{4}$ "	25
78205152825	BP8-S18-U58-MC3	$\frac{3}{8}$ "	$\frac{5}{16}$ " to $\frac{1}{2}$ "	25
78205152827	BP12-S18-U24-MC3	$\frac{1}{2}$ ", $\frac{3}{4}$ "	$\frac{1}{8}$ " to $\frac{1}{4}$ "	25
78205152828	BP12-S18-U58-MC3	$\frac{1}{2}$ ", $\frac{3}{4}$ "	$\frac{5}{16}$ " to $\frac{1}{2}$ "	25
78205152825	BP16-S18-U24-MC3	1"	$\frac{1}{8}$ " to $\frac{1}{4}$ "	25
78205152964	BP16-S18-U58-MC3	1"	$\frac{5}{16}$ " to $\frac{1}{2}$ "	25

Read safety/installation instruction sheets in packages before use.
These products are designed for positioning only. No load rating.



- Riveted assembly provides support for electrical box and cable run on either side of box.
- Cable retention tab is open for easy loading and contains cable when bent in place.

Multi-Run Cable Carrier & Box Support Fastener




BRC5_-S18-U__

UPC/Part Number	Catalog Number	Conduit Size Number of Runs	Flange Thickness	Box Qty.
78205152829	BRC51-S18-U24	.430" - .560" Up to 4 Runs	1/8" to 1/4"	25
78205152830	BRC51-S18-U58	.560" - .690" Up to 7 Runs	5/16" to 1/2"	25
78205152834	BRC53-S18-U24	.430" - .560" Up to 4 Runs	1/8" to 1/4"	25
78205152835	BRC53-S18-U58	.560" - .690" Up to 7 Runs	5/16" to 1/2"	25



Hangers



- Suspends straps thru 1½" wide from beam flanges ⅛" to ¾" thick.
- Suspends straps parallel or at right angles to beams.
- Simply installed with a hammer.
- Static Load Capacity: 200 Lbs.

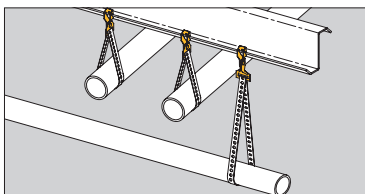
Strap Hangers




Parallel

Right Angle

UPC/Part Number	Catalog Number	Description	Flange Thickness	Box Qty.
78101104930	BHE-1-2	Parallel	⅛" to ⅜"	100
78101118870	BH-2-4	Parallel	⅛" to ¼"	100
78101118880	BH-5-8	Parallel	⅝" to ½"	100
78101118890	BH-9-12	Parallel	⅞" to ¾"	100
78101104115	BH-1-2-R	Right Angle	⅛" to ⅜"	100
78101118875	BH-2-4-R	Right Angle	⅛" to ¼"	100
78101118885	BH-5-8-R	Right Angle	⅝" to ½"	100
78101118895	BH-9-12-R	Right Angle	⅞" to ¾"	100



"Z" Purlin Hangers



BH-H7

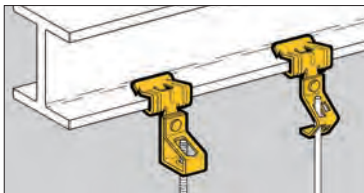


BH-F12

BH-F12-R

UPC/Part Number	Catalog Number	Description	Box Qty.
78101103385	BH-F12	Right Angle	100
78101103384	BH-F12-R	Parallel	100
78101119922	BH-H7	Parallel	100

Read safety/installation instruction sheets in packages before use.



- Suspend wire or plain and threaded rod from beam flanges $\frac{1}{8}$ " to $\frac{3}{4}$ " thick.
- Simply installed with a hammer.
- Static Load Capacity: 160 Lbs.

Rod To Beam Hangers



UPC/Part Number	Catalog Number	Flange Thickness	Description	Box Qty.
78101118900	BH1-E-2-4	$\frac{1}{8}$ " to $\frac{1}{4}$ "	#8 Wire or $\frac{1}{4}$ " Plain Rod	100
78101118905	BH1-E-5-8	$\frac{5}{16}$ " - $\frac{1}{2}$ "	#8 Wire or $\frac{1}{4}$ " Plain Rod	100
78101118910	BH1-E-9-12	$\frac{9}{16}$ " - $\frac{3}{4}$ "	#8 Wire or $\frac{1}{4}$ " Plain Rod	100

UPC/Part Number	Catalog Number	Flange Thickness	Plain Rod Size	Box Qty.
78101118940	BH2-E-2-4	$\frac{1}{8}$ " to $\frac{1}{4}$ "	$\frac{3}{8}$ "	100
78101118945	BH2-E-5-8	$\frac{5}{16}$ " - $\frac{1}{2}$ "	$\frac{3}{8}$ "	100
78101118950	BH2-E-9-12	$\frac{9}{16}$ " - $\frac{3}{4}$ "	$\frac{3}{8}$ "	100

Read safety/installation instruction sheets in packages before use.

Hangers

Rod To Beam Hangers



With thread impression

UPC/Part Number	Catalog Number	Flange Thickness	Threaded Rod Size	Box Qty.
78101118980	BH4-E-2-4	1/8" to 1/4"	1/4"	100
78101118985	BH4-E-5-8	5/16" - 1/2"	1/4"	100
78101118990	BH4-E-9-12	9/16" - 3/4"	1/4"	100
78101119060	BH6-E-2-4	1/8" to 1/4"	3/8"	100
78101119065	BH6-E-5-8	5/16" - 1/2"	3/8"	100
78101119070	BH6-E-9-12	9/16" - 3/4"	3/8"	100

Note: BH4 and BH6 have thread impressions.

UPC/Part Number	Catalog Number	Flange Thickness	Threaded Rod Size	Box Qty.
78101119020	BH5-E-2-4 *	1/8" to 1/4"	1/4" to 3/8"	100
78101119025	BH5-E-5-8 *	5/16" - 1/2"	1/4" to 3/8"	100
78101119030	BH5-E-9-12 *	9/16" - 3/4"	1/4" to 3/8"	100

*Nuts required.



"Z" Purlin Hangers

- Compensates for angle of purlin lip.
- Allows for parallel conduit runs or vertical support drops.
- Riveted fasteners will rotate 360°.
- Maximum Purlin thickness of 3/32".



BF13



BF12

UPC/Part Number	Catalog Number	Description	Static Load Cap. Lbs.	Box Qty.
78101118345	BF13	With 1/4" Hole	100	100
78101118340	BF12	For "S" Hooks	100	100



Guide-Rite™
Fastener
BG Series



Push-Type
BP Series

UPC/Part Number	Catalog Number	Conduit Size EMT & Rigid	Static Load Cap. Lbs.	Box Qty.
78101118445	BG-6-F13 *	3/8"	100	100
78101118520	BG-8-12-F13	1/2", 3/4"	100	100
78101118590	BG-16-F13	1"	100	100
78101118675	BG-20-F13	1 1/4"	100	100
78101119290	BP-8-F13	1/2" EMT	25	100
78101119390	BP-12-F13	3/4" EMT 1/2" IMC, Rigid	25	100
78101119480	BP-16-F13	1" EMT 3/4" IMC, Rigid	25	50

* BG-6 will accept the following range $\varnothing.420 - \varnothing.675$:
14/2 thru 10/4 MC/AC cable and 5/16" or 3/8" flexible conduit

Read safety/installation instruction sheets in packages before use.

Hangers

Universal Beam Fasteners



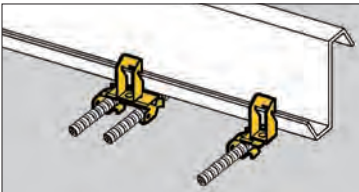
UPC/Part Number	Catalog Number	Description	Static Load Cap.	Box Qty.
78101118920	BH1-F12	#8 Wire or 1/4" Plain Rod	100 Lbs.	100
78101118960	BH2-F12	3/8" Plain Rod	100 Lbs.	100



UPC/Part Number	Catalog Number	Threaded Rod Size	Static Load Cap.	Box Qty.
78101119000	BH4-F12	1/4"	100 Lbs.	100
78101119080	BH6-F12	3/8"	100 Lbs.	100
78101119040	BH5-F12 *	1/4" & 3/8"	100 Lbs.	100

*Nuts required.

Note: BH4 and BH6 have thread impressions.



- Compensates for angle of purlin lip.
- Attaches MC, AC, sizes 14/2 through 10/3 or 3/8" FMC to "Z" Purlins up to 3/32" thick.
- Fastener will rotate 360°.
- Simply installed with a hammer.

Cable To "Z" Purlin Flange Hangers



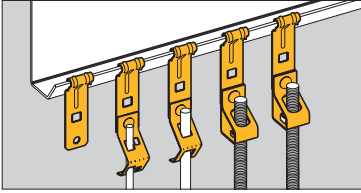
BX4-F13



BX4M-F13

UPC/Part Number	Catalog Number	Description	Flange Thickness	Box Qty.
78101101188	BX4-F13	Single Runs	Thru 3/32"	100
78101101204	BX4M-F13	Double Runs	Thru 3/32"	100

Read safety/installation instruction sheets in packages before use.



"Z" Purlin Flange Hangers

- Suspend wire, or plain and threaded rod from "Z" Purlins.
- Fits "Z" Purlins 1/16" to 1/4" thick.
- Simply installed with a hammer.
- Static Load Capacity: 160 Lbs.



UPC/Part Number	Catalog Number	Description	Box Qty.
78101104271	BF4	For "S" Hooks, Bolting Straps and Wrap Wire	100

Read safety/installation instruction sheets in packages before use.

Hangers

"Z" Purlin Flange Hangers



UPC/Part Number	Catalog Number	Description	Box Qty.
78101104274	BH1-F4	#8 Wire or 1/4" Plain Rod	100
78101104276	BH2-F4	3/8" Plain Rod	100




UPC/Part Number	Catalog Number	Threaded Rod Size	Box Qty.
78101104286	BH4-F4	1/4"	100
78101104280	BH6-F4	3/8"	100
78101104278	BH5-F4 *	1/4" - 3/8"	100

* Nuts required.

Note: BH4 & BH6 have thread impressions.

Read safety/installation instruction sheets in packages before use.



- Attaches MC, AC, sizes 14/2 thru 10/3 or 3/8" FMC to "Z" Purlins.
- Fits "Z" Purlin flanges 1/16" to 1/4" thick.
- Fastener will rotate 360°.

Cable To "Z" Purlin Flange Hangers



UPC/Part Number	Catalog Number	Description	Box Qty.
78101104931	BX4-F4	Single Runs	100

These products are designed for positioning only. No load rating.

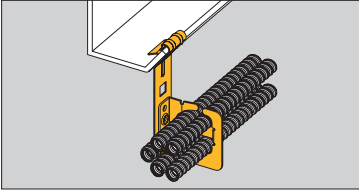


UPC/Part Number	Catalog Number	Description	Box Qty.
78101104932	BX4M-F4	Double Runs	100

These products are designed for positioning only. No load rating.

Read safety/installation instruction sheets in packages before use.

Hangers

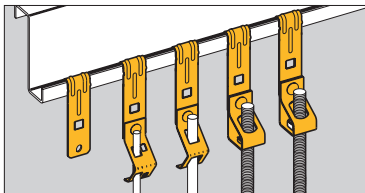


MC/AC Cable Carrier to 'Z' Purlin Flange Hanger

- Secures and supports multiple runs of MC/AC cable to 'Z' purlins.
- Effectively organizes cables and eliminates derating issues.
- Retention tab is open for easy loading and unloading and contains cables when bent in place.
- Load Capacity: 50 lbs.



UPC/Part Number	Catalog Number	Cable Diameter & Number of Runs	Box Qty.
78205144084	BRC51-F4	.430" to .560" Up to 4 Runs	25
78205144085	BRC52-F4	.430" to .560" Up to 9 Runs	25
78205144086	BRC53-F4	.560" to .690" Up to 7 Runs	25



- Suspend wire, or plain and threaded rod from vertical flanges.
- Fits vertical flanges 1/16" to 1/4" thick.
- Static Load Capacity: 160 Lbs.

Vertical Flange Hangers



UPC/Part Number	Catalog Number	Description	Box Qty.
78101104270	BF3	For "S" Hooks, Bolting Straps and Wrap Wire	100

Read safety/installation instruction sheets in packages before use.

Hangers

Vertical Flange Hangers



UPC/Part Number	Catalog Number	Description	Box Qty.
78101104273	BH1-F3	#8 Wire or 1/4" Plain Rod	100
78101104275	BH2-F3	3/8" Plain Rod	100

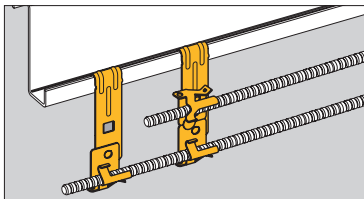


4 1/4"
Overall Height

UPC/Part Number	Catalog Number	Threaded Rod Size	Box Qty.
78101104285	BH4-F3	1/4"	100
78101104279	BH6-F3	3/8"	100
78101104933	BH5-F3 *	1/4", 3/8"	100

* Nuts required.

Read safety/installation instruction sheets in packages before use.
These products are designed for positioning only. No load rating.



- Attaches MC, AC, sizes 14/2 through 10/3 or 3/8" flexible conduit FMC to vertical flanges 1/16" to 1/4" thick.
- Fastener will rotate 360°.
- Simply installed with a hammer.

Cable To Vertical Flange Hangers



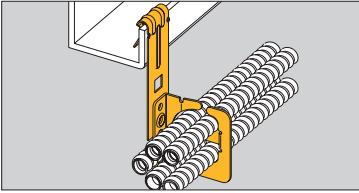
UPC/Part Number	Catalog Number	Description	Box Qty.
78101104281	BX4-F3	Single Runs	100



UPC/Part Number	Catalog Number	Description	Box Qty.
78101104282	BX4M-F3	Double Runs	100

Read safety/installation instruction sheets in packages before use. These products are designed for positioning only. No load rating.

Hangers

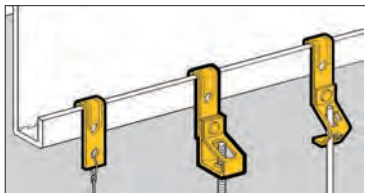


MC/AC Cable Carrier To Vertical Flange Hanger

- Secures and supports multiple runs of MC/AC cable to vertical flanges.
- Effectively organizes cables and eliminates derating issues.
- Retention tab is open for easy loading and unloading and contains cables when bent in place.
- Load Capacity: 50 lbs.



UPC/Part Number	Catalog Number	Cable Diameter & Number of Runs	Box Qty.
78205144081	BRC51-F3	.430" to .560" Up to 4 Runs	25
78205144084	BRC52-F3	.430" to .560" Up to 9 Runs	25
78205144083	BRC53-F3	.560" to .690" Up to 7 Runs	25



- Suspend wire, or plain or threaded rod from vertical flanges.
- Fits vertical flanges $\frac{1}{16}$ " to $\frac{1}{4}$ " thick.
- Static Load Capacity: 160 Lbs.

Vertical Flange Hangers



UPC/Part Number	Catalog Number	Flange Thickness	Description	Box Qty.
78101118310	BF1	$\frac{1}{16}$ " - $\frac{5}{32}$ "	For "S" Hooks, Bolting Straps and Wrap Wire	100
78101118315	BF2	$\frac{5}{32}$ " - $\frac{1}{4}$ "	For "S" Hooks, Bolting Straps and Wrap Wire	100



UPC/Part Number	Catalog Number	Flange Thickness	Description	Box Qty.
78101118915	BH1-F1	$\frac{1}{16}$ " - $\frac{5}{32}$ "	#8 Wire or $\frac{1}{4}$ " Plain Rod	100
78101118925	BH1-F2	$\frac{5}{32}$ " - $\frac{1}{4}$ "	#8 Wire or $\frac{1}{4}$ " Plain Rod	100

Read safety/installation instruction sheets in packages before use.

Hangers

Vertical Flange Hangers



UPC/Part Number	Catalog Number	Flange Thickness	Plain Rod Size	Box Qty.
78101118955	BH2-F1	1/16" - 5/32"	3/8"	100
78101118965	BH2-F2	5/32" - 1/4"	3/8"	100



UPC/Part Number	Catalog Number	Flange Thickness	Threaded Rod Size	Box Qty.
-----------------	----------------	------------------	-------------------	----------

With Thread Impression


78101118995	BH4-F1	1/16" - 5/32"	1/4"	100
78101119075	BH6-F1	1/16" - 5/32"	3/8"	100
78101119005	BH4-F2	5/32" - 1/4"	1/4"	100
78101119085	BH6-F2	5/32" - 1/4"	3/8"	100

With Clearance Hole

78101118995	BH5-F1 *	1/16" - 5/32"	1/4", 3/8"	100
78101119075	BH5-F2 *	5/32" - 1/4"	1/4", 3/8"	100

* Nuts required.

Read safety/installation instruction sheets in packages before use.



Conduit To Vertical Flange Hangers

- Supports 3/8" to 1" conduit from vertical flanges 1/16" to 1/4" thick.
- Patented Guide-Rite™ feature ensures fastener will close and lock every time.
- Simply installed with a hammer and pliers.
- Static Load Capacity: 25 Lbs.



Guide-Rite™
Fastener



UPC/Part Number	Catalog Number	Conduit Size	Flange Thickness	Box Qty.
78101119957	BG-6-F1 *	3/8"	1/16" - 5/32"	100
78101119960	BG-6-F2 *	3/8"	5/32" - 1/4"	100
78101119958	BG-8-12-F1	1/2" & 3/8"	1/16" - 5/32"	100
78101119961	BG-8-12-F2	1/2" & 3/8"	5/32" - 1/4"	100
78101119958	BG-16-F1	1"	1/16" - 5/32"	100
78101119961	BG-16-F2	1"	5/32" - 1/4"	100

Patent #4958792

* BG-6 will accept the following range Ø.420 - Ø.675:
14/2 thru 10/4 MC/AC cable and 1/16" or 3/8" flexible conduit

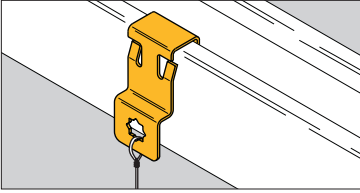


UPC/Part Number	Catalog Number	Wire Size	Flange Thickness	Box Qty.
78101103556	BRC3-F1	14/2 & 12/2 With Ground	1/16" - 5/32"	100
78101103557	BRC3-F2	14/2 & 12/2 With Ground	5/32" - 1/4"	100

Note: These products are designed for positioning only. No load rating.

Read safety/installation instruction sheets in packages before use.

Hangers



Strut Fasteners



- The BSC4 Series provides a simple, snap-on attachment to strut, eliminating the need for tools and/or drilling during installation.
- Ideal for retrofit and add-on applications.
- BSC4 provides a 1/4" mounting hole along the side of a standard strut member.
- Riveted assemblies allow for easy attachment of conduit, cable and rod.

UPC/Part Number	Catalog Number	Description	Load Capacity	Box Qty.
78205146573	BSC4	Strut Clip	60 lbs.	100



UPC/Part Number	Catalog Number	Rod Size	Load Capacity	Box Qty.
78205146581	BH4-SC4	1/4"-20	60 lbs.	100
78205146582	BH6-SC4	3/8"-16	60 lbs.	100

Read safety/installation instruction sheets in packages before use.



BG_-SC4



BP_-SC4



BL14_-SC4

UPC/Part Number	Catalog Number	Conduit Size	Load Capacity	Box Qty.
78205146577	BG6-SC4	MC/AC & 3/8"	25 lbs.	100
78205146578	BG812-SC4	1/2" & 3/4"	25 lbs.	100
78205146579	BP8-SC4	1/2"	15 lbs.	100
78205146580	BP12-SC4	3/4"	15 lbs.	100
78205146588	BL1400-SC4	1/2"	60 lbs.	100
78205146589	BL1410-SC4	3/4"	60 lbs.	100
78205146590	BL1420-SC4	1"	60 lbs.	100



BX4M_-SC4

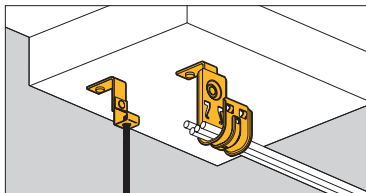


BRC5_-SC4

UPC/Part Number	Catalog Number	Cable Size Runs	Load Capacity	Box Qty.
78205146584	BX4M-SC4	14/2 - 10/3 up to 2 runs	–	100
78205146585	BRC51-SC4	.430" to .560" up to 4 runs	50 lbs.	100
78205146586	BRC52-SC4	.430" to .560" up to 9 runs	50 lbs.	100
78205146587	BRC53-SC4	.560" to .690" up to 7 runs	50 lbs.	100

Read safety/installation instruction sheets in packages before use.

Hangers



- Special support bracket allows clearance for powder actuated tools.
- Exclusive 1/4" drive pin now pre-installed.
- Pins rated for concrete up to 4000 psi.
- Static Load Capacity: 30 Lbs. unless specified. Limited by fastener assembly. Pin rating must be considered before installation.

Drive Pin Fasteners



BPNA



BCH21-PNA
BCH32-PNA



BH-PNA



BH1-PNA
BH2-PNA

UPC/Part Number	Catalog Number	Description	Box Qty.
78205125583	BPNA	Angle Bracket	100
78205128090	BCH12-PNA	3/4" Cable Hook	100
78205125584	BCH21-PNA	1 5/16" Cable Hook	50
78205125586	BCH32-PNA	2" Cable Hook	50
78205125588	BCH64-PNA	4" Cable Hook	25
78205125611	BH-PNA	Strap Hanger	100
78205125593	BH1-PNA	#8 Wire or 1/4" Plain Rod	100
78205125596	BH2-PNA	3/8" Plain Rod	100

Read safety/installation instruction sheets in packages before use.

Drive Pin Fasteners



BH_PNA



BG_PNA



BP_PNA



BL14_PNA



BX4_PNA



BX4M_PNA

UPC/Part Number	Catalog Number	Description	Box Qty.
78205125604	BH4-PNA *	1/4" Threaded Rod	100
78205125606	BH6-PNA *	3/8" Threaded Rod Cable Hook	100
78205125605	BH5-PNA **	1/4" or 3/8" Threaded Rod	100
78205125613	BG6-PNA ***	3/8" Conduit	100
78205125615	BG8-12-PNA	1/2" & 3/4" Conduit	100
78205125616	BG16-PNA	1" Conduit	100
78205125623	BP8-PNA	1/2" EMT	100
78205125624	BP12-PNA	3/4" EMT	100
78205125630	BP16-PNA	1" EMT	100
78205125620	BL1400-PNA	1/2" Conduit	100
78205125621	BL1410-PNA	3/4" Conduit	100
78205125622	BL1420-PNA	1" Conduit	100
78205125590	BX4-PNA	Single Run MC, AC or FMC	100
78205125591	BX4M-PNA	Double Run MC, AC or FMC	100


* With threaded impressions. ** Nuts required.

*** BG-6 will accept the following range $\varnothing.420 - \varnothing.675$:

14/2 thru 10/4 MC/AC cable and 5/16" or 3/8" flexible conduit

Read safety/installation instruction sheets in packages before use.

Deck Hanger Bracket



BDH Series and Riveted Assemblies

- Supports conduit or pipe up to 1½" diameter
- Provides minimum conduit standoff of 1½" to meet the NEC® section 300.4(E)†
- Attach BDH1 thru BDH3 to deck or other structure using ¼" or ⅜" diameter fasteners to hang ¼" or ⅜" ATR (see table for hole sizes of their respective parts)
- For single conduit runs up to 1½" diameter, deck hanger is paired with conduit hanger and Guide-Rite™ fastener
- S18 assembly includes Guide Rite conduit and electrical box support hanger, which helps ensure proper support of boxes and conduit per NEC

NOTE: Use appropriate installation hardware (not included) for the specific product application, mounting surface and loads.

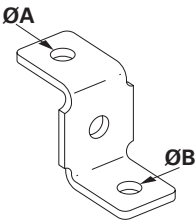


Fig. 1

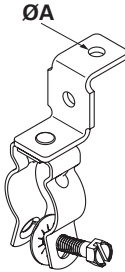


Fig. 2

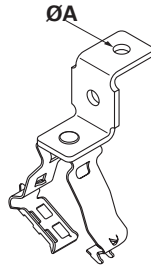
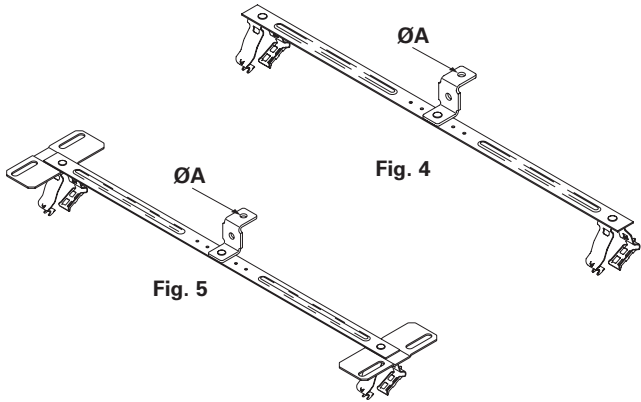


Fig. 3

Material/Finish:

BDH series hangers, BL1400 series conduit hangers & S18 bar are galvanized steel
BG series conduit clips are spring steel/zinc phosphate

All other trademarks are property of their respective owners.

Deck Hanger Bracket *cont'd.*

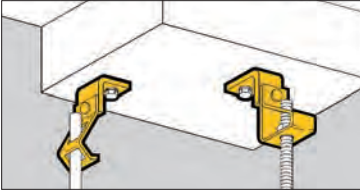
Catalog No.	Fig No.	Hole Ø		Conduit Ø	Static Load* lbs(kg)	Box Qty
		A	B			
BDH1	1	1/4"	1/4"	—	230 (104)	100
BDH2	1	1/4"	3/8"	—	230 (104)	100
BDH3	1	3/8"	3/8"	—	250 (113)	100
BL1400-DH	2	1/4"	—	1/2" EMT/RGD	100 (45)	50
BL1410-DH	2	1/4"	—	3/4" EMT/RGD	100 (45)	50
BL1420-DH	2	1/4"	—	1" EMT/RGD	100 (45)	50
BL1425-DH	2	1/4"	—	1 1/4" EMT	100 (45)	50
BL1430-DH	2	1/4"	—	1 1/2" EMT, 1 1/4" RGD	100 (45)	50
BG6-DH	3	1/4"	—	3/8" EMT/RGD**	25 (11)	50
BG812-DH	3	1/4"	—	1/2" - 3/4" EMT/RGD	50 (23)	50
BG16-DH	3	1/4"	—	1" EMT/RGD	60 (27)	50
BG20-DH	3	1/4"	—	1 1/4" EMT/RGD	75 (34)	50
BG24-DH	3	1/4"	—	1 1/2" EMT/RGD	80 (36)	50
BG6-S18-DH	4	1/4"	—	3/8" EMT/RGD**	25 (10)	25
BG812-S18-DH	4	1/4"	—	1/2" - 3/4" EMT/RGD	25 (10)	25
BG16-S18-DH	4	1/4"	—	1" EMT/RGD	25 (10)	25
BG6-S18-DH-MC3	5	1/4"	—	3/8" EMT/RGD**	25 (10)	25
BG812-S18-DH-MC3	5	1/4"	—	1/2" - 3/4" EMT/RGD	25 (10)	25
BG16-S18-DH-MC3	5	1/4"	—	1" EMT/RGD	25 (10)	25

*Static load limits are for deck hanger brackets only; use appropriate mounting hardware.

**Accepts .420 - .675 diameter; 14/2 thru 10/4 MC/AC cable and 5/16" or 3/8" flexible conduit.

† NEC® Section 300.4(E) states that cables and raceways must be installed at least 1 1/2" (38 mm) under the roof decking to prevent potential damage from nails or screws.

Hangers



- Suspend plain or threaded rod and drop wire from ceilings, walls, concrete beams, joists and laminated wood beams.
- Clearance hole for 1/4" bolt provided.
- Static Load Capacity: 160 Lbs.

Angle Bracket Fasteners



UPC/Part Number	Catalog Number	Description	Box Qty.
78101118930	BH1-H7	#8 Wire or 1/4" Plain Rod	100
78101118975	BH2-H7	For 3/8" Plain Rod	100



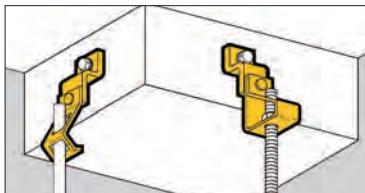
UPC/Part Number	Catalog Number	Threaded Rod Size	Box Qty.
78101119010	BH4-H7	1/4"-20	100
78101119090	BH6-H7	3/8"-16	100
78101119050	BH5-H7 *	1/4"-20 or 3/8"-16	100

* Nuts required.

Note: BH4 & BH6 have thread impressions.

Read safety/installation instruction sheets in packages before use.

Eaton's B-Line series fasteners Eaton.com/b-lineseries



- Suspend plain or threaded rod and drop wire from ceilings, walls, beams, and joists.
- Clearance hole for 1/4" bolt provided.
- Static Load Capacity: 160 Lbs.

Offset Bracket Fasteners



UPC/Part Number	Catalog Number	Description	Box Qty.
78101118935	BH1-H8	#8 Wire or 1/4" Plain Rod	100
78101118975	BH2-H8	3/8" Plain Rod	100



UPC/Part Number	Catalog Number	Threaded Rod Size	Box Qty.
78101119015	BH4-H8	1/4"-20	100
78101119095	BH6-H8	3/8"-16	100
78101119055	BH5-H8 *	1/4"-20 or 3/8"-16	100

* Nuts required.

Note: BH4 & BH6 have thread impressions.


Read safety/installation instruction sheets in packages before use.

Hangers

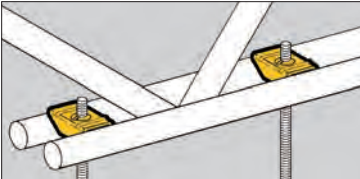


- Suspend $\frac{3}{8}$ " threaded rod from ceilings, walls, beams, and joists.
- Finish: Zinc Plated.
- Static Load Capacity: 610 Lbs.

Threaded Rod Hangers




UPC/Part Number	Catalog Number	Description	Box Qty.
78101101661	B3223- $\frac{3}{8}$	Offset Eye Socket	100



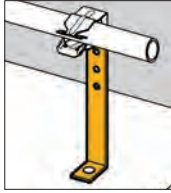

- Allows centering on all open web joists with round bottom chords.
- Static Load Capacity:
BH11 = 200 Lbs.
BH12 = 100 Lbs.

Wedge Hangers



UPC/Part Number	Catalog Number	Description	Box Qty.
78101118860	BH11	With $\frac{3}{8}$ " Clearance Hole	100
78101118865	BH12	With $\frac{1}{4}$ "-20 Thread Impression	100

Read safety/installation instruction sheets in packages before use.



- Brackets are easily attached with screws or drive pins to wood, concrete or steel structures.
- Brackets are adaptable for use with a wide variety of fasteners, wires, "S" hooks and hangers.



BD2



BD4



BA28B

UPC/Part Number	Catalog Number	Description	Box Qty.
78101101686	BD2	Flat Bracket	100
78101118280	BD4	Offset Bracket	100
78101101449	BA28B	Angle Bracket	100

Read safety/installation instruction sheets in packages before use.

Hangers

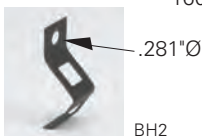


- BH1, BH2: Supports wire or plain rod.
- BH7, BH8: For wire or chain drop from concrete or wood.
- BH4, BH5, BH6 supports 1/4" or 3/8" threaded rod.
- Static Load Capacity: 160 Lbs.

Components




BH1




BH2



UPC/Part Number	Catalog Number	Description	Box Qty.
78101118800	BH1	#8 Wire or 1/4" Plain Rod	100
78101118805	BH2	For 3/8" Plain Rod	100



BH4
BH6



BH5

UPC/Part Number	Catalog Number	Description	Box Qty.
78101118815	BH4	For 1/4" Threaded Rod	100
78101118825	BH6	For 3/8" Threaded Rod	100
78101118820	BH5 *	For 1/4" & 3/8" Threaded Rod	100

* Nuts required.
Note: BH4 & BH6 have thread impressions.




BH7



BH8


UPC/Part Number	Catalog Number	Description	Box Qty.
78101118830	BH7	Angle Bracket With .281"Ø Holes	100
78101118835	BH7-6	Angle Bracket With .281"Ø & .406"Ø Holes	100
78101118840	BH8	Offset Bracket With .281"Ø Holes	100
78101118845	BH8-6	Offset Bracket With .281"Ø & .406"Ø Holes	100

Read safety/installation instruction sheets in packages before use.



*Read safety/installation instruction sheets in packages before use.
These products are designed for positioning only. No load rating.*

Lathers channel



- For fastening standard lathers channels to wires and plain rods.
- Fits 1/2" through 5/8" channel flange widths.
- Accepted for use by the City of New York Department of Buildings. MEA 383-91-M.
- Static Load Capacity: 160 Lbs.

Rod & Wire Fasteners

Side Mounts



BL-24-2



BL-24-4



UPC/Part Number	Catalog Number	Channel Size	Rod/Wire Size	Box Qty.
78101119882	BL-24-2	1 1/2"	#8 Wire	100
78101119883	BL-24-4	1 1/2"	1/4"	100
78101119885	BL-32-4	2"	1/4"	100

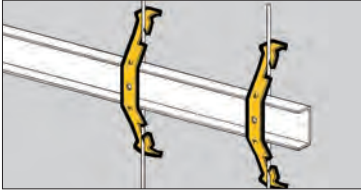


Center Mount



UPC/Part Number	Catalog Number	Channel Size	Rod/Wire Size	Box Qty.
78101119884	BL-24-4C	1 1/2"	1/4" Rod	100

Read safety/installation instruction sheets in packages before use.




- For fastening standard 1½" lathers channel to wires and plain rods.
- Wire size: #8 and #9.
- Rod size: 3/16" and 1/4".
- Fits 9/16" thru 5/8" channel flange widths.
- Static Load Capacity: 100 Lbs.

Rod & Wire Fasteners



UPC/Part Number	Catalog Number	Description	Box Qty.
78101119880	BL1	Channel to Rod & Wire	100



- Serves as a mounting base for conduit fasteners or electrical boxes.
- Attaches to either flange of lathers channel with 1/4"-20 screw (furnished).
- Fits channel flange widths up to 5/8".

Flange Fasteners

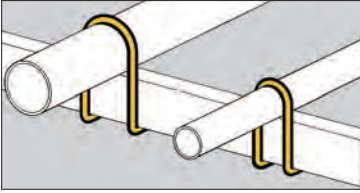


UPC/Part Number	Catalog Number	Description	Box Qty.
78101119881	BL2	Flange Fastener with Screw	100

Note: This product is designed for positioning only. No load rating.


Read safety/installation instruction sheets in packages before use.

Lathers channel



- Fastens EMT to 1½" lathers channel.
- Static Load Capacity: 50 Lbs.
- Finish: Zinc Plated.

Conduit Fasteners




BL3-20

BL3-12


UPC/Part Number	Catalog Number	EMT Conduit Size	Box Qty.
78101119902	BL3-8	½"	100
78101119903	BL3-12	¾"	100
78101119904	BL3-16	1"	100
78101119905	BL3-20	1¼"	100

Read safety/installation instruction sheets in packages before use.



For NEC, TIA, EIA requirements go to
<https://catalog.nfpa.org/NEC-Online-C3776.aspx>

*Read safety/installation instruction sheets in packages before use.
These products are designed for positioning only. No load rating.*



- Replaces electrical box in Class 2 low voltage installations.
- Provides attachment base for low voltage outlets.
- Accepts Decora®† style cover plates.
- Maximum 1¼" drywall thickness.
- Finish: Pre-Galvanized.

Cover Plate Mounting Brackets



BB10



BB10-2



BB10-3



BB10-4



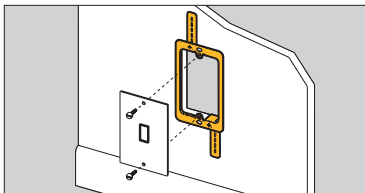
BB20

UPC/Part Number	Catalog Number	Description	Box Qty.
78101118150	BB10	Single Gang Bracket	50
78101118152	BB10-2	Mounts Two (2) Single Plates	10
78101119878	BB10-3	Mounts Three (3) Single Plates	10
78101119879	BB10-4	Mounts Four (4) Single Plates	10
78101118130	BB20	Double Gang Bracket	10

Patent # Re.33305


† All other trademarks are property of their respective owners.

Read safety/installation instruction sheets in packages before use. These products are designed for positioning only. No load rating.



- Replaces electrical box in Class 2 low voltage installations.
- Provides attachment base for low voltage outlets.
- Maximum 1¼" drywall thickness.
- Finish: Pre-Galvanized.

Cover Plate Mounting Bracket

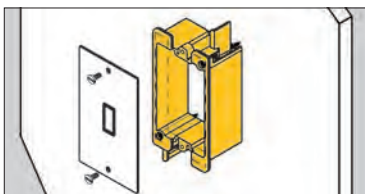


BB10L



BB20L

UPC/Part Number	Catalog Number	Description	Box Qty.
78101190895	BB10L	Single Gang Bracket	50
78101190896	BB20L	Double Gang Bracket	50



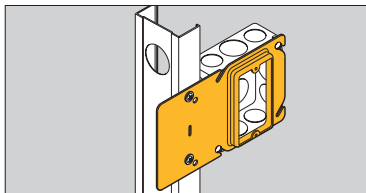
- Provides attachment base for low voltage outlets.
- Replaces electrical box in Class 2 low voltage installations.
- Design eliminates sharp edges from bracket.
- Maximum wall thickness: ¾".

Plastic Cover Plate Mounting Bracket




UPC/Part Number	Catalog Number	Description	Box Qty.
78205139235	BB10P	Single Gang Bracket	50

Read safety/installation instruction sheets in packages before use. These products are designed for positioning only. No load rating.



- Uni-Mount™ offers a secure box support for 4" square boxes and features a built-in plaster ring.
- Rigid bracket design eliminates the need for far-side support.
- Replaces electrical boxes in Class 2 low voltage installations.
- Guide tabs ensure consistent alignment on studs.
- Finish: Pre-Galvanized.

Uni-Mount Box Support/Cover Plate Mounting Brackets



Single Gang



UPC/Part Number	Catalog Number	Description	Box Qty.
78205122768	BB40-08	1/2" Raise	50
78205122771	BB40-10	5/8" Raise	50
78205122772	BB40-12	3/4" Raise	50



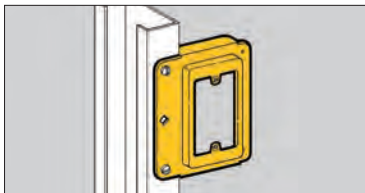
Double Gang



UPC/Part Number	Catalog Number	Description	Box Qty.
78205122773	BB45-08	1/2" Raise	50
78205122774	BB45-10	5/8" Raise	50
78205122775	BB45-12	3/4" Raise	50

All other trademarks are property of their respective owners.

Read safety/installation instruction sheets in packages before use. These products are designed for positioning only. No load rating.

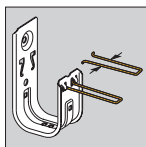


- Locates communication outlets before drywall is installed.
- Replaces electrical box in Class 2 low voltage installations.
- For 1/2" and 5/8" drywall applications.
- Finish: Pre-Galvanized.

Cover Plate Mounting Bracket

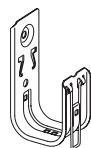


UPC/Part Number	Catalog Number	Description	Box Qty.
78101119873	BB15	Single Gang Stud Bracket	25

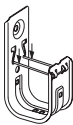


- Cable retainer clips are included with all cable hook purchases.
- Provides secure containment of cables and offers quick open/close feature to add or remove cables.
- Finish: Pre-Galvanized.

Replacement Cable Retainer Clips



Retainer in open position



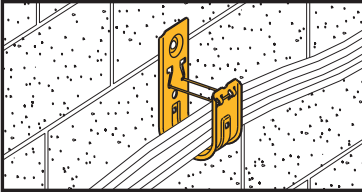
Push retainer down to lock

UPC/Part Number	Catalog Number	Cable Retainer For Hook Size	Box Qty.
78101104847	BCHR21	1/2" Raise	50
78101104848	BCHR32	5/8" Raise	50
78101104849	BCHR64	3/4" Raise	50

Patent #5961081

Read safety/installation instruction sheets in packages before use. These products are designed for positioning only. No load rating.

Communication & low voltage



Cable Hooks

- Supports Cat. 5/5e/6/6A fiber optic, innerduct and low voltage cabling requirements.
- Cable retainer clips are included with hooks.
- Static Load Capacity: 30 Lbs.
- Finish: Pre-Galvanized.



BCH12



Open



Closed



BCH21



BCH32



BCH64

UPC/Part Number	Catalog Number	Hook Size	Capacity Up To	Box Qty.
78205128060	BCH12	3/4"	16 4-Pair UTP Cat 5e or 2-Strand Fiber Optic Cable or 10 CAT6	50
78101104713	BCH21	1 5/16"	50 4-Pair UTP Cat 5e or 2-Strand Fiber Optic Cable or 32 CAT6 or 18 CAT6A	50
78101104717	BCH32	2"	80 4-Pair UTP Cat 5e or 2-Strand Fiber Optic Cable or 50 CAT6 or 25 CAT6A	50
78101104721	BCH64	4"	300 4-Pair UTP Cat 5e or 2-Strand Fiber Optic Cable or 185 CAT6 or 98 CAT6A	25

Patent #5961081

For special finish colors see page 156.

(See pages 223-230 for reference data.)

Read safety/installation instruction sheets in packages before use.



Painted Cable Hooks

- Powder coated cable hooks are available in a range of colors to help meet your cable identification requirements.
- Standard riveted assemblies are available with painted cable hooks.
- Part numbers can be made by adding the paint color suffix after the cable hook part number.
- Minimum order quantity 500 pieces.
- Standard lead time is 5-10 working days.

Bright White - BW
Brown - BR
Computer White - CW
Equipment Blue - BL
Flat Black - FB

Green - GR
Orange - OR
Regal Red - RR
Safety Yellow - YL
Telcom Gray - TG

Part # Example: Painted Cable Hook Part Number - BCH32BW
Painted Cable Hook Assembly - BCH32BW-U24




J-Hook Color ID Clip

- Color-coded clips allow for content designation without inventorying various colored hardware.
- Easy to designate pathways to prevent crossover.
- Order separately and field install.
- Can be snapped on J-Hook after it has been installed.
- Manufactured from Underwriters Laboratories (UL) Listed material for plenum spaces.
- Suitable for 3/4", 1 5/16", 2", and 4" J-Hook sizes.
- Available in six (6) colors: Blue (BL), White (WH), Gray (GY), Orange (OR), Red (RD), and Yellow (YW).

Part # Example: Blue Colored ID Clip Part Number
BCHID-BL12 - blue clip for BCH12 J-Hook

Read safety/installation instruction sheets in packages before use.

Communication & low voltage



X-Hook Low Friction Cable Hooks

- Xylan^{®†} coating provides smooth frictionless surface for cable pulling.
- Great for use in corners, drop-outs or direction change.
- X-Hook has lower coefficient of friction than Teflon^{®†}.
- Cable retainer clips are included with hooks.
- Static Load Capacity: 30 Lbs.



BCH64X

New Xylan^{®†} coating reduces cable friction. Ideal for pulling cable.



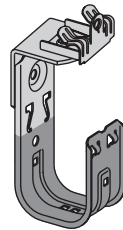
Cable rollers are too expensive and require installation and removal.

UPC/Part Number	Catalog Number	Hook Size	Capacity	Box Qty.
78205129940	BCH21X	1 ⁵ / ₁₆ "	50 4-Pair UTP Cat 5e or 2-Strand Fiber Optic Cable or 32 CAT6 or 18 CAT6A	50
78205129941	BCH32X	2"	80 4-Pair UTP Cat 5e or 2-Strand Fiber Optic Cable or 50 CAT6 or 25 CAT6A	50
78205129942	BCH64X	4"	300 4-Pair UTP Cat 5e or 2-Strand Fiber Optic Cable or 185 CAT6 or 98 CAT6A	25

Note: For cable hook assemblies with X-Hooks add an X to the part number.

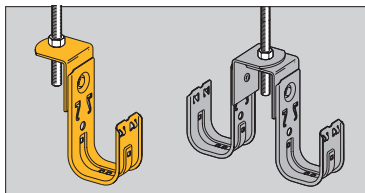
Example: BCH32X-U-2-4

(See pages 223-230 for reference data.)



† All other trademarks are property of their respective owners.

Read safety/installation instruction sheets in packages before use.

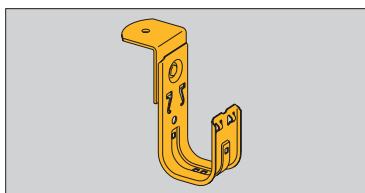


Cable To ATR Fasteners



- .505" diameter hole designed to support cable from 3/8" or 1/2" threaded rod.
- Allows back-to-back and multi-tier installations.
- Cable retainer clips are included with hooks.
- Static Load Capacity: 30 Lbs.
- Finish: Pre-Galvanized.

UPC/Part Number	Catalog Number	Hook Size	Hole Size	Box Qty.
78101104725	BCH21-AB	1 5/16"	.505" Diameter	50
78101104729	BCH32-AB	2"	.505" Diameter	50
78101104732	BCH64-AB	4"	.505" Diameter	25



Angle Bracket Cable Fasteners

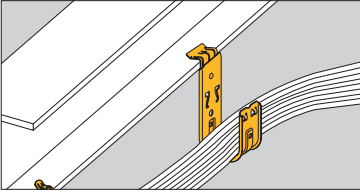


- Designed for direct attachment to structures.
- Supports cable from 1/4" threaded rod.
- .265" diameter hole accepts anchors, screws or common nails.
- Cable retainer clips are included with hooks.
- Static Load Capacity: 30 Lbs.
- Finish: Pre-Galvanized.

UPC/Part Number	Catalog Number	Hook Size	Hole Size	Box Qty.
78205128089	BCH12-RB	3/4"	.265" Diameter	50
78101104735	BCH21-RB	1 5/16"	.265" Diameter	50
78101104738	BCH32-RB	2"	.265" Diameter	50
78101104742	BCH64-RB	4"	.265" Diameter	25

(See pages 223-230 for reference data.)

Read safety/installation instruction sheets in packages before use.



- Permits fast and easy installation on beam flanges.
- Cable retainer clips are included with hooks.
- Static Load Capacity: 30 Lbs.
- Finish: Pre-Galvanized.

Cable To Beam Fasteners

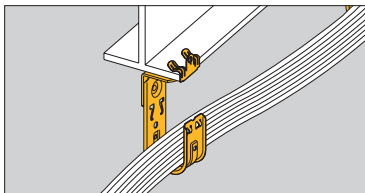
Communication & Low Voltage



UPC/Part Number	Catalog Number	Hook Size	Flange Thickness	Box Qty.
78205128067	BCH12-E-2-4	3/4"	1/8" to 1/4"	50
78205128072	BCH12-E-5-8	3/4"	5/16" to 1/2"	50
78205128073	BCH12-E-9-12	3/4"	9/16" to 3/4"	50
78101104803	BCH21-E-2-4	1 5/16"	1/8" to 1/4"	50
78101104805	BCH21-E-5-8	1 5/16"	5/16" to 1/2"	50
78101104807	BCH21-E-9-12	1 5/16"	9/16" to 3/4"	50
78101104825	BCH32-E-2-4	2"	1/8" to 1/4"	50
78101104827	BCH32-E-5-8	2"	5/16" to 1/2"	50
78101104829	BCH32-E-9-12	2"	9/16" to 3/4"	50

(See pages 223-230 for reference data.)

Read safety/installation instruction sheets in packages before use.



- Permits fast and easy installation on beam flanges.
- Cable retainer clips are included with hooks.
- Static Load Capacity: 30 Lbs.
- Finish: Pre-Galvanized.

Cable To Beam Fasteners




Allows
360°
Rotation

UPC/Part Number	Catalog Number	Hook Size	Flange Thickness	Box Qty.
78205128062	BCH12-U-2-4	3/4"	1/8" to 1/4"	50
78205128064	BCH12-U-5-8	3/4"	5/16" to 1/2"	50
78205128066	BCH12-U-9-12	3/4"	9/16" to 3/4"	50
78101104809	BCH21-U-2-4	1 5/16"	1/8" to 1/4"	50
78101104811	BCH21-U-5-8	1 5/16"	5/16" to 1/2"	50
78101104813	BCH21-U-9-12	1 5/16"	9/16" to 3/4"	50
78101104831	BCH32-U-2-4	2"	1/8" to 1/4"	50
78101104833	BCH32-U-5-8	2"	5/16" to 1/2"	50
78101104835	BCH32-U-9-12	2"	9/16" to 3/4"	50
78101104864	BCH64-U-2-4	4"	1/8" to 1/4"	25
78101104865	BCH64-U-5-8	4"	5/16" to 1/2"	25
78101104866	BCH64-U-9-12	4"	9/16" to 3/4"	25

(See pages 223-230 for reference data.)

Read safety/installation instruction sheets in packages before use.

Communication & low voltage

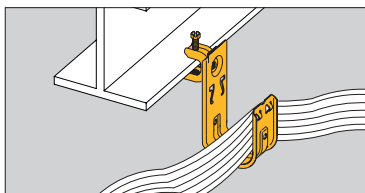


- 360° rotation allows cable to run in any direction.
- Cable retainer clips are included with hooks.
- Static Load Capacity: 30 Lbs.
- Finish: Pre-Galvanized.

Cable To Beam Fasteners



UPC/Part Number	Catalog Number	Hook Size	Flange Thickness	Box Qty.
78205128077	BCH12-C442	3/4"	1/8" to 5/8"	50
78101104823	BCH21-C442	1 5/16"	1/8" to 5/8"	50
78101104845	BCH32-C442	2"	1/8" to 5/8"	50
78101104868	BCH64-C442	4"	1/8" to 5/8"	25



- 360° rotation allows cable to run in any direction.
- Cable retainer clips are included with hooks.
- Static Load Capacity: 30 Lbs.
- Finish: Pre-Galvanized.


Cable To Beam Fasteners



UPC/Part Number	Catalog Number	Hook Size	Flange Thickness	Box Qty.
78205141850	BCH12-C442A	3/4"	1/8" to 5/8"	50
78205141851	BCH21-C442A	1 5/16"	1/8" to 5/8"	50
78205141852	BCH32-C442A	2"	1/8" to 5/8"	50
78205141853	BCH64-C442A	4"	1/8" to 5/8"	25

(See pages 223-230 for reference data.)

Read safety/installation instruction sheets in packages before use.

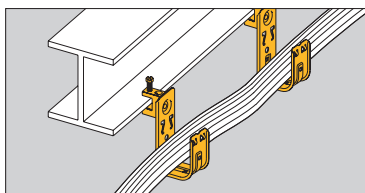


- 360° rotation allows cable to run in any direction.
- Cable retainer clips are included with hooks.
- Static Load Capacity: 30 Lbs.
- Finish: Pre-Galvanized.

Cable To Beam Fasteners



UPC/Part Number	Catalog Number	Hook Size	Flange Thickness	Box Qty.
78205128074	BCH12-C2	3/4"	thru 1/2"	50
78101104821	BCH21-C2	1 5/16"	thru 1/2"	50
78101104843	BCH32-C2	2"	thru 1/2"	50
78101104867	BCH64-C2	4"	thru 1/2"	25



- Cable retainer clips are included with hooks.
- Static Load Capacity: 30 Lbs.
- Finish: Pre-Galvanized.

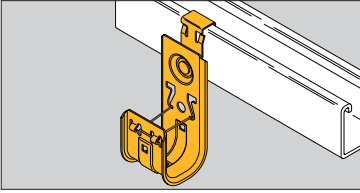
Cable To Beam Fasteners



UPC/Part Number	Catalog Number	Hook Size	Flange Thickness	Box Qty.
78205141303	BCH12-C1	3/4"	thru 1/2"	50
78101195578	BCH21-C1	1 5/16"	thru 1/2"	50
78101195560	BCH32-C1	2"	thru 1/2"	50
78205141304	BCH64-C1	4"	thru 1/2"	25

(See pages 223-230 for reference data.)

Read safety/installation instruction sheets in packages before use.



- BSC4 provides a simple snap-on attachment to strut, eliminating the need for tools or drilling.
- Cable retainer clips are included with hooks.
- Great for retrofit applications.
- Load Capacity: 30 Lbs.
- Finish: Pre-Galvanized.

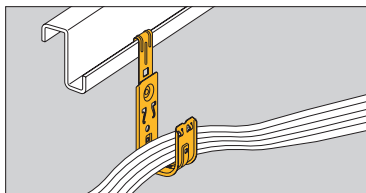
Cable Hook To Strut Attachment



UPC/Part Number	Catalog Number	Cable Hook Size	Box Qty.
78205146574	BCH12-SC4	3/4"	50
78205146575	BCH21-SC4	1 5/16"	50
78205146576	BCH32-SC4	2"	50
78205146583	BCH64-SC4	4"	50

(See pages 223-230 for reference data.)

Read safety/installation instruction sheets in packages before use.

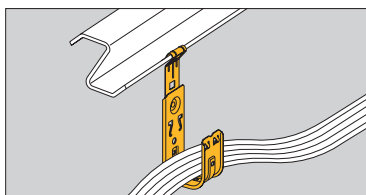


- Supports cable from vertical flanges.
- Cable retainer clips are included with hooks.
- Static Load Capacity: 30 Lbs.
- Finish: Pre-Galvanized.

Cable To Flange Fasteners



UPC/Part Number	Catalog Number	Hook Size	Flange Thickness	Box Qty.
78205128078	BCH12-F3	¾"	⅛" to ¼"	50
78101104815	BCH21-F3	1⅝"	⅛" to ¼"	50
78101104837	BCH32-F3	2"	⅛" to ¼"	50
78101104869	BCH64-F3	4"	⅛" to ¼"	25



- Supports cable from angled flanges.
- Cable retainer clips are included with hooks.
- Static Load Capacity: 30 Lbs.
- Finish: Pre-Galvanized.

Cable To Flange Fasteners

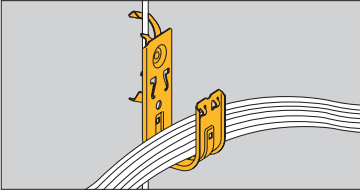


UPC/Part Number	Catalog Number	Hook Size	Flange Thickness	Box Qty.
78205128079	BCH12-F4	¾"	⅛" to ¼"	50
78101104817	BCH21-F4	1⅝"	⅛" to ¼"	50
78101104839	BCH32-F4	2"	⅛" to ¼"	50
78101104870	BCH64-F4	4"	⅛" to ¼"	25

(See pages 223-230 for reference data.)

Read safety/installation instruction sheets in packages before use.

Communication & low voltage



Cable To Wire and Rod Fasteners

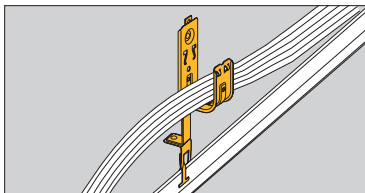


- Supports cable from #12 wire thru $\frac{3}{8}$ " threaded rod.
- Cable retainer clips are included with hooks.
- W2 series attaches to #12 wire thru $\frac{1}{4}$ " plain or threaded rod.
- W6 series attaches to $\frac{3}{8}$ " plain or threaded rod.
- Static Load Capacity: 25 Lbs.
- Finish: Pre-Galvanized.

UPC/Part Number	Catalog Number	Description	Box Qty.
78205146573	BCH12-W2	$\frac{3}{4}$ "	50
78101104819	BCH21-W2	$1\frac{5}{16}$ "	50
78101104841	BCH32-W2	2"	50
78205128082	BCH12-W6	$\frac{3}{4}$ "	50
78101195567	BCH21-W6	$1\frac{5}{16}$ "	50
78101195569	BCH32-W6	2"	50

(See pages 223-230 for reference data.)

Read safety/installation instruction sheets in packages before use.



Cable To T-Bar Fasteners

- Supports cable above ceiling grid and allows 360° rotation.
- Provides compliance with the EIA/TIA requirements.
- Permits dropwire attachment if required.
- Cable retainer clips are included with hooks.
- Static Load Capacity: 30 Lbs.
- Finish: Pre-Galvanized.

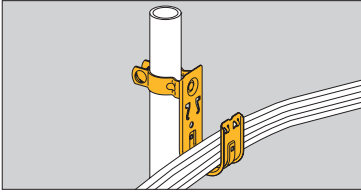


UPC/Part Number	Catalog Number	Description	Box Qty.
78205128083	BCH12-A28	3/4"	50
78101104857	BCH21-A28	1 5/16"	50
78101104858	BCH32-A28	2"	50

(See pages 223-230 for reference data.)

Read safety/installation instruction sheets in packages before use.

Communication & low voltage

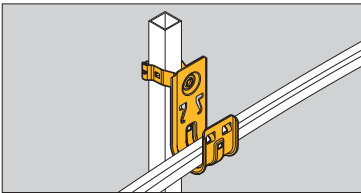


Cable To Floor Support Fasteners



- Supports cable from computer floor post.
- Organizes cable off the floor for a neat installation.
- Cable retainer clips are included with hooks.
- Static Load Capacity: 30 Lbs.
- Finish: Pre-Galvanized.

UPC/Part Number	Catalog Number	Hook Size	Floor Post Size	Box Qty.
78205128085	BCH12-L1410	3/4"	1" O.D.	50
78101104851	BCH21-L1410	1 5/16"	1" O.D.	50
78101104855	BCH32-L1410	2"	1" O.D.	50
78101104871	BCH64-L1410	4"	1" O.D.	25



Cable To Floor Support Fasteners

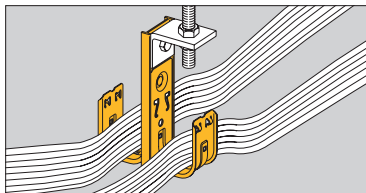


- Supports cable from computer floor post.
- Organizes cable off the floor for a neat installation.
- Cable retainer clips are included with hooks.
- Static Load Capacity: 30 Lbs.
- Finish: Pre-Galvanized.

UPC/Part Number	Catalog Number	Hook Size	Floor Post Size	Box Qty.
78205128086	BCH12-G-8-12	3/4"	1" Square	50
78101172487	BCH21-G-8-12	1 5/16"	1" Square	50
78101172489	BCH32-G-8-12	2"	1" Square	50
78101172491	BCH64-G-8-12	4"	1" Square	25

(See pages 223-230 for reference data.)

Read safety/installation instruction sheets in packages before use.



Double-Sided Multi-Tier Cable Fasteners



1D



2D

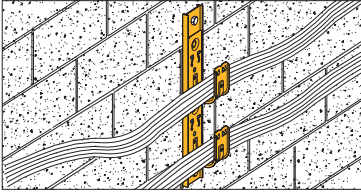
- Factory assembled multi-tier fasteners speed up installation.
- Unique design prevents hook and assembly rotation when pulling cable.
- All support bars furnished in 6063-T6 aluminum.
- Shown with optional BCHK2 kit.
- Cable retainer clips are included with hooks.
- Static Load Capacity: (per hook) 30 Lbs.
- Finish: Pre-Galvanized.

UPC/Part Number	Catalog Number	Hook Size	Description	Box Qty.
78101104758	BCH21-1D	1 $\frac{5}{16}$ "	1 Tier, 2-Sided, 5 $\frac{1}{2}$ " High	20
78101104762	BCH32-1D	2"	1 Tier, 2-Sided, 6 $\frac{3}{16}$ " High	25
78101104874	BCH64-1D	4"	1 Tier, 2-Sided, 9" High	10
78101104766	BCH21-2D	1 $\frac{5}{16}$ "	2 Tier, 2-Sided, 9 $\frac{1}{4}$ " High	10
78101104770	BCH32-2D	2"	2 Tier, 2-Sided, 11" High	10
78101104875	BCH64-2D	4"	2 Tier, 2-Sided, 18 $\frac{1}{4}$ " High	10

Patent #5961081

(See pages 223-230 for reference data.)

Read safety/installation instruction sheets in packages before use.



Single-Sided Multi-Tier Cable Fasteners

- Factory assembled multi-tier fasteners speed up installation.
- Available in two-six tier assemblies.
- Unique design prevents hook and assembly rotation when pulling cable.
- Cable retainer clips are included with hooks.
- All support bars furnished in 6063-T6 aluminum.
- Static Load Capacity: 30 Lbs. (per hook)

Communication & Low Voltage



2S

3S

UPC/Part Number	Catalog Number	Hook Size	Description	Box Qty.
78101104773	BCH21-2S	1 ⁵ / ₁₆ "	2 Tier, 1-Sided, 11" Overall Height	20
78101104776	BCH32-2S	2"	2 Tier, 1-Sided, 12 ³ / ₄ " Overall Height	25
78101195300	BCH64-2S	4"	2 Tier, 1-Sided, 19 ⁵ / ₁₆ " Overall Height	10
78101104779	BCH21-3S	1 ⁵ / ₁₆ "	3 Tier, 1-Sided, 14 ³ / ₄ " Overall Height	10
78101104782	BCH32-3S	2"	3 Tier, 1-Sided, 17 ¹ / ₂ " Overall Height	10
78101195303	BCH64-3S	4"	3 Tier, 1-Sided, 28 ¹ / ₁₆ " Overall Height	10

Patent #5961081

(See pages 223-230 for reference data.)

Read safety/installation instruction sheets in packages before use.



4S



5S



6S

UPC/Part Number	Catalog Number	Hook Size	Description	Box Qty.
78101104785	BCH21-4S	1 ⁵ / ₁₆ "	4 Tier, 1-Sided, 18 ¹ / ₂ " Overall Height	10
78101104788	BCH32-4S	2"	4 Tier, 1-Sided, 21 ³ / ₄ " Overall Height	10
78101197872	BCH64-4S	4"	4 Tier, 1-Sided, 36 ¹³ / ₁₆ " Overall Height	10
78101104791	BCH21-5S	1 ⁵ / ₁₆ "	5 Tier, 1-Sided, 21 ³ / ₄ " Overall Height	10
78101104794	BCH32-5S	2"	5 Tier, 1-Sided, 27" Overall Height	10
78101104797	BCH21-6S	1 ⁵ / ₁₆ "	6 Tier, 1-Sided, 26" Overall Height	10
78101104800	BCH32-6S	2"	6 Tier, 1-Sided, 31 ³ / ₄ " Overall Height	10

Patent #5961081

(See pages 223-230 for reference data.)

Read safety/installation instruction sheets in packages before use.

Communication & low voltage



Shown with BRC5 Brackets



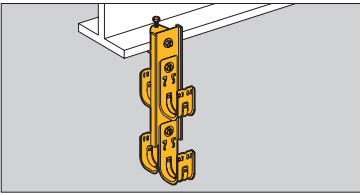
Shown with Cable Hooks

Multi-Tier Support Bar

- The BCH-HBA combines a tiered support bar and angle bracket into one piece.
- More flexibility! The BCH-HBA can be supported from $\frac{3}{16}$ ", $\frac{1}{4}$ ", $\frac{5}{16}$ " or $\frac{3}{8}$ " rod.
- Mounts up to three BCH21 or BCH32 cable hooks or two BCH64 cable hooks per side.
- Mounts up to three BRC5 MC/AC cable support brackets per side.
- Load Capacity: 180 lbs.



UPC/Part Number	Catalog Number	Description	Box Qty.
78205143819	BCH-HBA	Multi-Tier Support Bar	40



Multi-Tier Cable Hook Kits



- Support bars furnished in 6063-T6 aluminum.



UPC/Part Number	Catalog Number	Description	Box Qty.
78101199572	BCH-HB21	Support Bar for BCH21 and BCH32 8 $\frac{1}{4}$ " long with .281Ø holes	20
78101199574	BCH-HB64	Support Bar for BCH64 13 $\frac{5}{16}$ " long with .281Ø holes	20

(See pages 223-230 for reference data.)

Read safety/installation instruction sheets in packages before use.

Multi-Tier Attachment Kits

- BCHK1 includes: Beam clamp (B444-1/4) and 1/4"-20 x 1/2" hex head cap screw



BCHK1

- BCHK2 includes: Angle bracket (.320"Ø and .390"Ø holes) and 1/4"-20 x 1/2" hex head cap screw and hex nut



BCHK2

- BCHK3 includes: 1 each BCHK1 Kit and BCHK2 Kit

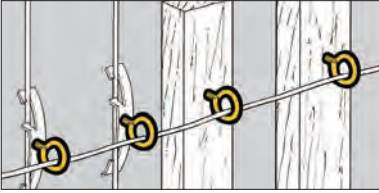


BCHK3

UPC/Part Number	Catalog Number	Kit Description	Flange Thickness	Box Qty.
78101104872	BCHK1	Beam Clamp	Thru 1/2"	10
78101104860	BCHK2	Angle Bracket	–	10
78101104873	BCHK3	Beam Clamp with Angle Bracket (swivels 360°)	Thru 1/2"	10

Read safety/installation instruction sheets in packages before use.

Communication & low voltage



- Supports low voltage communication cables from beams or rods when used with other fasteners.
- Ultimate Static Load Capacity: 50 Lbs.
- Finish: Zinc Plated.

Threaded Bridle Rings



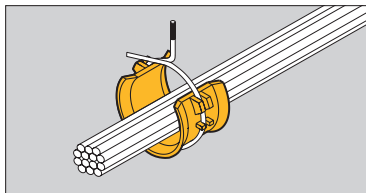
UPC/Part Number	Catalog Number	Ring Size	Thread Size x Thread Length	Box Qty.
78101119550	BR-8-T	1/2"	#10-24 x 9/16"	100
78101119555	BR-12-T	3/4"	#10-24 x 9/16"	100
78101119560	BR-20-T	1 1/4"	#10-24 x 9/16"	100
78101119570	BR-32-T	2"	#10-24 x 9/16"	100
78101119565	BR-20-4T	1 1/4"	1/4"-20 x 9/16"	100
78101119575	BR-32-4T	2"	1/4"-20 x 9/16"	100
78101119889	BR-64-4T	4"	1/4"-20 x 9/16"	50



Lag Screw for Wood Beams

UPC/Part Number	Catalog Number	Ring Size	Thread Size x Thread Length	Box Qty.
78101119875	BR-16-3W	1"	#10 x 9/16"	100
78101119886	BR-24-4W	1 1/2"	1/4" x 27/32"	100
78101119876	BR-32-4W	2"	1/4" x 7/8"	100

Read safety/installation instruction sheets in packages before use.



- The convenience of a bridge ring with the cable-bearing surface of a hook.
- 2" saddle is available separately. Can be easily attached before or after cable installation.

Bridle Ring Saddles



BRS-32A

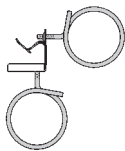


BRS-64A

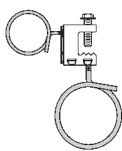
BRS-32

UPC/Part Number	Catalog Number	Thread Size x Thread Length/Description	Box Qty.
78205122761	BRS-32A	1/4"-20 x 7/8" 2" Ring Assembly	50
78205122762	BRS-64A	1/4"-20 x 1" 4" Ring Assembly	25
78205122759	BRS-32	2" Saddle Only	50

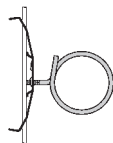
Also available for use with the following B-Line series Fasteners.



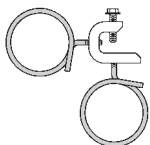
BU-9-12



BC1



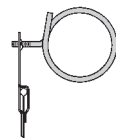
BW2



BC442




BH4-F3



BA5-4T

Read safety/installation instruction sheets in packages before use.

Communication & low voltage

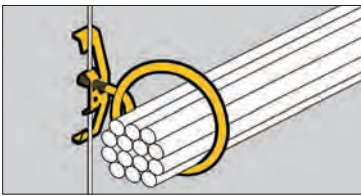


Bridle Ring/ Beam Fastener Assy.



- Supports low voltage communication cables from beam flanges $\frac{1}{8}$ " to $\frac{3}{4}$ " thick.
- Pre-assembled with 2" bridle ring.
- Helps reduce installation time.
- Static Load Capacity: 15 lbs.

UPC/Part Number	Catalog Number	Description	Box Qty.
78101102921	BR-32-4T-U-2-4	$\frac{1}{8}$ " to $\frac{1}{4}$ "	50
78101102923	BR-32-4T-U-5-8	$\frac{5}{16}$ " to $\frac{1}{2}$ "	50
78101102924	BR-32-4T-U-9-12	$\frac{9}{16}$ " to $\frac{3}{4}$ "	50



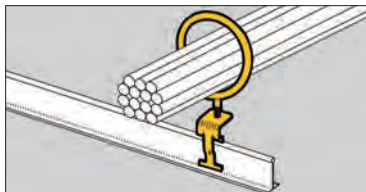
Bridle Ring/Rod & Wire Fastener Assy.



- Supports low voltage communication cables from drop wire.
- Pre-assembled with 2" bridle ring.
- Helps reduce installation time.
- Static Load Capacity: 15 lbs.

UPC/Part Number	Catalog Number	Description	Box Qty.
78101102929	BR-32-4T-W2	#12 Wire Thru $\frac{1}{4}$ " Plain or Threaded Rod	50

Read safety/installation instruction sheets in packages before use.

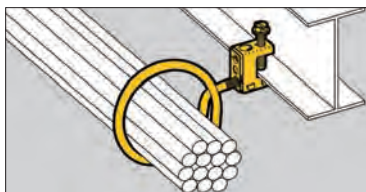


Bridle Ring/T-Bar Fastener Assembly

- Supports low voltage communication cables above the T-Bar.
- Pre-assembled with 2" bridle ring.
- Helps reduce installation time.
- For positioning only - No Load Rating.



UPC/Part Number	Catalog Number	Description	Box Qty.
78101102934	BR-32-4T-A6	2" Ring Size	50



Bridle Ring/Beam Fastener Assembly

- Supports low voltage communication cables from beam flanges thru 1/2" thick.
- Pre-assembled with 2" bridle ring.
- Helps reduce installation time.
- Static Load Capacity: 15 lbs.



UPC/Part Number	Catalog Number	Description	Box Qty.
78101102937	BR-32-4T-C1	2" Ring Size	50

Read safety/installation instruction sheets in packages before use.

Communication & low voltage



COM Dangle[†] cable support system

- Installs Maximum 5 foot space between supports
- 20 lb. maximum weight
- 40% max fill based on TIA 569-B

- Made from advanced polymer
- UL listed, Plenum rated and RoHS compliant
- Corrosion and chemical resistant
- High strength-to-weight ratio
- Abrasion and impact resistance over a wide range of temperatures
- Installs easily with minimal steps



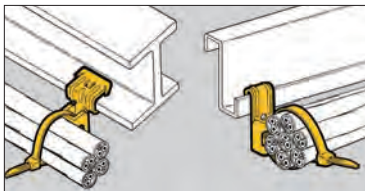
COM Dangle System Load Table – Number of Cables Allowed

UPC/Part Number	Catalog Number*	Dia.	Cat5e	Cat6	Cat6a
79903867513	BLCD8	2.5"	110	75	50
79903867514	BLCD8RD	2.5"	110	75	50
79903867515	BLCD8BL	2.5"	110	75	50
79903867516	BLCD12	4"	220	150	115
79903867517	BLCD12RD	4"	220	150	115
79903867518	BLCD12BL	4"	220	150	115

* Contact factory for other color options
RD-Red, BL-Blue, No color indication is Neutral

† All other trademarks are property of their respective owners.

*Read safety/installation instruction sheets in packages before use.
These products are designed for positioning only. No load rating.*



- Supports cable ties up to $\frac{9}{32}$ " wide from flanges $\frac{1}{16}$ " to $\frac{3}{4}$ " thick.
- 8" cable tie included.
- Simply installed with a hammer.

Cable Fasteners

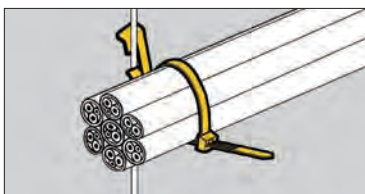


BE Series



BF Series

UPC/Part Number	Catalog Number	Description	Box Qty.
78101119970	BE-2-4-CT2	$\frac{1}{8}$ " to $\frac{1}{4}$ "	100
78101119971	BE-5-8-CT2	$\frac{5}{16}$ " to $\frac{1}{2}$ "	100
78101119972	BE-9-12-CT2	$\frac{9}{16}$ " to $\frac{3}{4}$ "	100
78101119968	BF1-CT2	$\frac{1}{16}$ " to $\frac{5}{32}$ "	100
78101119969	BF2-CT2	$\frac{5}{32}$ " to $\frac{1}{4}$ "	100



- Supports cable ties up to $\frac{9}{32}$ " wide from drop wires.
- 8" cable tie included.

Cable Fasteners




UPC/Part Number	Catalog Number	Description	Box Qty.
78101102866	BW2-CT2	#12 wire thru $\frac{1}{4}$ " plain or threaded rod	100
78101195603	BW6-CT2	$\frac{3}{8}$ " plain or threaded rod	100

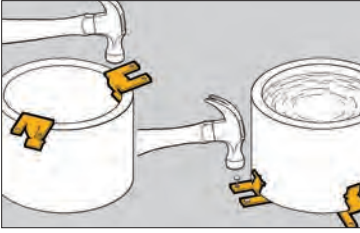
Read safety/installation instruction sheets in packages before use. These products are designed for positioning only. No load rating.

Accessories

Accessories



Read safety/installation instruction sheets in packages before use. These products are designed for positioning only. No load rating.



- Allows for rigid attachment of pipe sleeves to wall and floor forms for concrete pouring.
- Accommodates Schedule 40, Schedule 80, or 5/16" and smaller wall thickness.

Pipe Sleeve Fasteners



UPC/Part Number	Catalog Number	Sleeve Diameter	Wall Thickness	Box Qty.
78101118285	BD40	All Dia.	5/16" & Under	100
78101118285	BD40	2" to 6"	Schedule 40 Pipe	100



- Push Nuts designed for use with plain rod.
- "U" Nuts provide 1/4"-20 thread impression for unthreaded hole.
- No installation tools required.

Accessory Nuts



BN-4, BN-6
Push Nuts

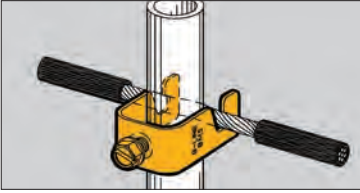


BN1
"U" Nuts With
Thread Impression

UPC/Part Number	Catalog Number	Rod/Wire Size	Static Load Capacity	Box Qty.
78101119120	BN-4	1/4" Plain Rod	100 lbs. thru 3/8" hole	100
78101119125	BN-6	3/8" Plain Rod	200 lbs. thru 1/2" hole	100
78101119110	BN1	1/4" Threaded Rod	50 lbs. on 9/32" hole	100

Read safety/installation instruction sheets in packages before use.

Accessories

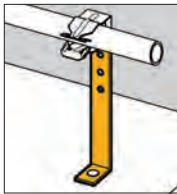



- Attaches signal reference grid wire to computer floor posts.
- Fits #8 thru #4 stranded wire. (.146" O.D. thru .232" O.D.).
- Fits 3/4" to 1" round or square posts.

Reference Wire Fasteners



UPC/Part Number	Catalog Number	Description	Box Qty.
78101101659	BM5	Single Reference Grid Wire Fastener	100



- Brackets are easily attached with screws or drive pins to wood, concrete or steel structures.
- Brackets are adaptable for use with a wide variety of fasteners, wires, "S" hooks and hangers.



BD2




BD4



BA28B

UPC/Part Number	Catalog Number	Description	Box Qty.
78101101686	BD2	Flat Bracket	100
78101118280	BD4	Offset Bracket	100
78101101449	BA28B	Angle Bracket	50

Read safety/installation instruction sheets in packages before use.



Light Fixture Hangers




BH15



BH16

- For hanging industrial class fluorescent lighting fixtures.
- Use with Jack Chain and "S" Hooks.
- Static Load Capacity: 29 Lbs.
- Finish: Zinc Plated.

UPC/Part Number	Catalog Number	Description	Box Qty.
78101101236	BH15	Side Mount Fluorescent Light Fixture Hanger	100
78101101237	BH16	Top Mount Fluorescent Light Fixture Hanger	100



Jack Chain & "S" Hooks



BH10



BH9
BH9-10

- For support of light fixtures and signs.
- Static Load Capacity: 29 Lbs.
- Finish: Zinc Plated.

UPC/Part Number	Catalog Number	Description	Box Qty.
78101118850	BH9	#12 Single Jack Chain	100 ft.
78101102901	BH9-10	#10 Single Jack Chain	100 ft.
78101118855	BH10	#11 "S" Hook	50

Read safety/installation instruction sheets in packages before use.



KwikWire Clamps




- KwikWire™ system replaces jack chain or ATR to support lighting, ductwork, cable tray, etc.
- Can be quickly installed around beams - No drilling required.
- Ideal for sloped ceilings - can hang objects at up to 60° angles.
- Simple height adjustments are made by releasing locking tab, no tools required.
- Spools of wire can be cut to length in field, helping reduce waste and up front planning.

UPC/Part Number	Catalog Number	For Use With Wire Rope Diameters	Box Qty.
78205140719	BKC100	1/16" & 3/32"	100
78205140723	BKC200	1/8" & 3/16"	50

KwikWire Clamp Working Loads*

Clamp Part No.	Wire Rope Dia.	Lbs. Safety Factor 5
BKC100	1/16"	0-75
	3/32"	25-150
BKC200	3/32"	25-150
	1/8"	25-250
	3/16"	50-640

* Working loads shown are for hanging vertically. For suspending at 15°, 30°, 45° or 60° angles from vertical use the following percentage of the working loads from the chart: 15° = 96%, 30° = 86%, 45° = 70%, 60° = 50%



1. Pass the wire through the KwikWire Clamp
2. Loop wire through/around support
3. Pass wire back through KwikWire Clamp
4. Push wire through clamp leaving 2" to 3" tail, then apply tension on wire
5. To adjust, remove tension and pull wire slightly to disengage teeth, slide adjustment pin in direction shown by arrow to release wire.

Read safety/installation instruction sheets in packages before use.



7 x 7



7 x 19

KwikWire Wire Rope

UPC/Part Number	Catalog Number	Wire Diameter	Working Load - Lbs.	Spool Qty.
78205140725	BKW063 ⁽¹⁾	1/16"	96	500 ft.
78205140727	BKW094 ⁽¹⁾	3/32"	184	500 ft.
78205140733	BKW125 ⁽¹⁾	1/8"	340	500 ft.
78205140734	BKW188 ⁽²⁾	3/16"	840	250 ft.

(1) Wire rope construction Type 7 x 7

(2) Wire rope construction Type 7 x 19
Uncoated Galvanized Wire



- KwikPak™ includes a supply of kwik-clamps and a spool of wire rope.
- KwikPak are shipped in a specially designed dispenser box to ease field cutting of wire.

KwikPak Kit



UPC/Part Number	Catalog Number	Kit Includes	Box Qty.
78205140749	BKP10063	BKC100 (100 pcs.) 1/16"Ø Wire Rope (500 ft.)	1
78205140751	BKP10094	BKC100 (100 pcs.) 3/32"Ø Wire Rope (500 ft.)	1
78205140761	BKP20125	BKC200 (50 pcs.) 1/8"Ø Wire Rope (500 ft.)	1
78205140763	BKP20188	BKC200 (50 pcs.) 3/16"Ø Wire Rope (250 ft.)	1

Read safety/installation instruction sheets in packages before use.



- KwikWire™ the versatility of a bolt with an adjustable wire rope solution.
- Can be quickly installed in existing anchors or metal brackets with a nut.
- Ideal for supporting light fixtures, wire basket cable tray, HVAC ducts, and sign/banner supports.
- See page 184 for wire rope spoils.

KwikWire Hanger

UPC/Part Number	Catalog Number	Thread Size	Wire Rope Diameter	Load SF5	Box Qty.
78205158764	BKF100-4	¼"-20	1/16" 3/32"	45 lbs. 90 lbs.	100
78205158765	BKF100-6	3/8"-16	1/16" 3/32"	45 lbs. 90 lbs.	100



1. Screw KwikWire Hanger into installed hanger support
2. Push wire up through the bottom of KwikWire Hanger
3. Continue pushing through until ¼" minimum is extending out the side of the KwikWire Hanger
4. To adjust up - pull or push more wire through KwikWire Hanger
5. To adjust down - push up on bottom of KwikWire Hanger and allow wire to feed down
6. When hanging the wire is complete, cut off any excess cable wire if desired

Read safety/installation instruction sheets in packages before use.

KwikWire Accessories



BKL Series

Loop Termination

- Available as a wire rope with loop termination only or as a ready-to-use kit with a BKC100 clamp.
- Available in lengths of 40", 80", 120", 180", 240", and 360".



BKH Series

Single & "Y" Style Hook Termination

- Hook designed to accept up to 3/8" diameter wire.
- Available as a wire rope with hook termination only or as a ready-to-use kit with a BKC100 clamp.
- Available in lengths of 40", 80", 120", 180", 240", and 360".
- Available in single, double (Y), and triple (3) leg styles



BKYH Series



BKT Series

Single & "Y" Style Toggle Termination

- Available as a wire rope with toggle termination only or as a ready-to-use kit with a BKC100 clamp.
- Available in lengths of 40", 80", 120", 180", 240", and 360".
- Available in single, double (Y), and triple (3) leg styles
- All triple (3) leg styles are non-stock, consult us for lead times



BKYT Series



BKB Series

Bolt Loop Termination

- Ideal for use with ARS, ARC, ADI, ACPW, or ACPD anchors.
- Available as a wire rope with bolt termination only or as a ready-to-use kit with a BKC100 clamp.
- Available in lengths of 40", 80", 120", 180", 240", and 360".
- Available in single, double (Y), and triple (3) styles
- All double (Y) and triple (3) styles are non-stock, consult Eaton's B-Line series representative for lead times



BKA Series

Angle Bracket Termination


- Available as a wire rope with angle bracket termination only or as a ready-to-use kit with a BKC100 clamp.
- Available in lengths of 40", 80", 120", 180", 240", and 360".

For additional options, refer to KwikWire Brochure

Read safety/installation instruction sheets in packages before use.



BKCP



B601-62



BKCC

KwikWire Accessories

UPC/Part Number	Catalog Number	Description	Box Qty.
78205140766	BKCP	Air Duct Corner Protector	100
78101156059	B601-62	Air Duct Support	50
78205140297	BKCC *	Wire Rope Cutter	1

⚠ DANGER Never use cutters on energized circuits, wire, or cable. Doing so could result in death, personal injury or property damage.

Note: Additional accessories include BE Series (pg. 95), BF Series (pgs. 122, 124, 128 & 132), and BPNA Series (pg. 137)

* Not for use of cutting $\frac{3}{16}$ " diameter cable.

KwikWire System Recommendations:

- Do not exceed the safe working load of the products shown in their charts
- All characteristics of KwikWire™ must be used with wire supplied by Eaton's B-Line Division
- Do not use for overhead lifting or hoisting
- Do not use if cable or components are visibly distorted or worn, remove damaged cable end prior to inserting in KwikWire™ Clamp
- Do not paint cable near working area of KwikWire Clamp connector
- Do not apply lubricant
- Keep product clean and free of dirt
- Do not use on coated wire rope
- Do not use in chlorinated or caustic atmospheres
- For use in dry locations
- Cooper's BKCC tool is recommended for cutting wire rope to prevent fraying
- For use on vertical applications only

Application Photos



Read safety/installation instruction sheets in packages before use.



UPC/Part Number	Catalog Number	Description	Box Qty.
78101101687	SHHMS ¼ x ½	¼"-20 x ½" Slotted Hex Head Machine Screw	100



UPC/Part Number	Catalog Number	Description	Box Qty.
78101142103	MSQN ¼	¼"-20 Machine Square Nut	100



UPC/Part Number	Catalog Number	Description	Box Qty.
78101110675	BWHS-9	Sheet Metal Screw #8 x ⅝"	1000

Note: BWHS-9 can be used with all fasteners requiring attachments with sheet metal screws.



UPC/Part Number	Catalog Number	Description	Box Qty.
78101104925	BWHS-9D	#8 x ½" Self-Drilling Sheet Metal Screw	1000

Note: BWHS-9D can be used with all fasteners requiring attachment with sheet metal screws except BB2-16, BB2-16D, BB2-24 & BB2-24D.

Read safety/installation instruction sheets in packages before use.

Anchors



Anchors



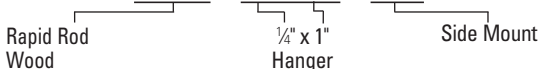
Read safety/installation instruction sheets in packages before use.

Glossary

ARW - 25-100 - SW

Prefix - Description	Screw Dia.	Length	Suffix
ACB - Concrete Anchor Bolt	4 - #4	75 - ¾"	AN - Acorn Nut
ACPD - Bang-IT™† Anchors	6 - #6	81 - 13⁄16"	CH - Combo Head
ACPW - Wood-Knocker II™† Anchors	8 - #8	87 - 7⁄8"	F - Flat
ACS - Concrete Screw	10 - #10	100 - 1"	FL - Flanged
ADA - Drive Anchor	12 - 1⁄8"	118 - 1 3⁄18"	H - Hex
ADE - Double Expansion Anchor	18 - 3⁄16"	125 - 1 1⁄4"	HN - Hex Nut
ADH - Hollow-Base Drop-IN	25 - 1⁄4"	150 - 1 1⁄2"	HS - Hole Saw
ADI - Drop-In	31 - 5⁄16"	175 - 1 3⁄4"	K - Kit
ADM - Mini Drop-In	37 - 3⁄8"	187 - 1 7⁄8"	M - Mushroom
ADN - Drive Nail	50 - 1⁄2"	200 - 2"	OH - Oval Head
AMS - Machine Screw	62 - 5⁄8"	225 - 2 1⁄4"	PH - Pan Head
APC - Conical Anchor	75 - 3⁄4"	250 - 2 1⁄2"	RH - Rod Hanger
APD - Plastic Driller	87 - 7⁄8"	275 - 2 3⁄4"	RS - Slotted Round Head
APDM - Plastic Driller - Mini		300 - 3"	
APH - Plastic Hollow Wall Anchor		325 - 3 1⁄4"	SS4 - 304 Stainless Steel
APS - Plastic Screw Anchor		350 - 3 1⁄2"	
ARC - Rapid Rod® Concrete		375 - 3 3⁄4"	T - Tool
ARS - Rapid Rod® Steel		400 - 4"	WH - Wire Hanger
ARW - Rapid Rod® Wood		425 - 4 1⁄4"	
ASA - Sleeve Anchor		450 - 4 1⁄2"	SW - Side Mount
ASE - Single Expansion Anchor		500 - 5"	
ATB - Toggle Bolt		525 - 5 1⁄4"	
ATM - Self-Tapping Screw Anchor		550 - 5 1⁄2"	
		600 - 6"	
AWA - Wedge Anchor		700 - 7"	
AWSD - Seismic Wedge Anchor			
AWS - Wall Screw			
AZD - Zinc Driller			
AZDM - Zinc Driller-Mini			

ARW - 25-100 - SW



† All other trademarks are property of their respective owners.

Read safety/installation instruction sheets in packages before use.

Rapid Rod Hangers

- Rapid Rod™ one-piece, all steel threaded fastener system for suspending steel threaded rod.
- Suitable for overhead installations such as suspending cable tray, pipe hangers, strut and conduit.
- Side Mount (SW) available for side mounting applications.
- Lower in-place cost, when compared to beam clamps, lag bolts and drop-ins.
- Steel rapid rods can be installed with a screw gun or hammer drill.
- UL & FM approved.
- Made of Zinc Plated carbon steel.

Rapid Rod Hangers Steel

Steel Rapid Rod™ - Data

Point Style	#3	#5
Self-Drilling Range (in.)	0.06" - 0.25"	0.06" - 0.50"
Screw Size (UNC)	¼"-20	¼"-20

Description	Rod Size	Min. Thick.	Max. Thick.	Load (Mat'l. Thickness)	Load Dir'n.	UL		FM APPROVED	
						Pipe Size	Pipe Thick.	Pipe Size	FM Thick.
1/4-20 1" #3	1/4"	0.060	0.250	593 (0.125")	—	—	—	—	—
1/4-20 1" #3/nut	3/8"	0.060	0.250	1172 (0.125")	V	4"	0.125"	4"	12 ga.
1/4-20 x 1½" #5/nut	3/8"	0.060	0.250	1452 (0.188")	V	4"	0.125"	4"	12 ga.
1/4-20 x 1½" #3	3/8"	0.188	0.250	593 (0.125")	V	4"	0.060"	—	—
1/4-20 x 1½" #3/nut	3/8"	0.060	0.250	1172 (0.125")	V	4"	0.060"	—	—
1/4-20 x 2" #3	3/8"	0.060	0.250	593 (0.125")	V	4"	0.125"	—	—
1/4-20 x 1" #3	3/8"	0.060	0.250	642 (0.111")	H	4"	—	—	—
1/4-20 x 1" #3/nut	3/8"	0.060	0.250	702 (0.111")	H	4"	0.060"	4"	16 ga.

Loads shown for ASTM A36 steel beams and steel purlins include a safety factor of 4.

For UL & FM listings, steel rapid rod must be installed with a retaining nut.

‡ Not ICC-ES Certified

Read safety/installation instruction sheets in packages before use.

Rapid Rod Hangers



ARS Series



ARS SW Series



ARS HN Series

UPC/Part Number	Catalog Number	Rod Size	Shank Size & Length	Box Qty.
Steel Rapid Rod-2 Hanger - Point Style #3 For Purlins				
79903875920	ARS-25-100-2	1/4"	1/4" x 1"	25
79903875928	ARS-37-200-2	3/8"	1/4" x 2"	25
79903875923	ARS-37-100HN-2**	3/8"	1/4" x 1" w/nuts	25
79903875925	ARS-37-150-2	3/8"	1/4" x 1 1/2"	25
79903875927	ARS-37-150HN-2**	3/8"	1/4" x 1 1/2" w/nuts	25

Steel Rod Hanger - Side Mount - Point Style #3 For Purlins				
79903875921	ARS-25-100SW-2	1/4"	1/4" x 1" w/nuts	25
79903875924	ARS-37-100SW-2	3/8"	1/4" x 1" w/nuts	25

Steel Rod Hanger - Point Style #5 For Purlins				
79903875926	ARS-37-150HDHN-2**	3/8"	#12-24 x 1 1/2" w/nuts	25

** For UL & FM listings, steel rapid rod should be installed with a retaining nut.

UPC/Part Number	Catalog Number	Tool Description	Box Qty.
Tool			
79903877711	7187S-2	Steel Socket 1/2"	1

Read safety/installation instruction sheets in packages before use.

Rapid Rod Hangers

- One-piece, all steel threaded fastener system for suspending steel threaded rod.
- Suitable for overhead installations such as suspending cable tray, pipe hangers, strut and conduit.
- Side Mount (SW) available for side mounting applications.
- Lower in-place cost, when compared to beam clamps, lag bolts and drop-ins.
- Wood rapid rods can be installed with a screw gun or hammer drill.
- Concrete Rapid Rod hangers can be installed with an adjustable torque, battery powered screw gun or hammer drill.
- UL & FM approved.
- Made of Zinc Plated carbon steel.

Rapid Rod Hangers - Concrete

Concrete Rapid Rod - Data	¼"	⅜"	⅝"
ANSI Drill Bit (in.)	¼	¼	¼
Length (in.)	1⅝	1⅝	2½
Min. Embedment Depth (in.)	1⅝	1⅝	2½
Load Capacity Tension (lbs.) *	815	815	1050
Load Capacity Shear (lbs.) *	380	525	525

* Based on concrete compression strength of 4000 psi using applied safety factor of 4.0. For additional loading information contact factory.

Rapid Rod Hangers - Wood

Wood Rapid Rod™ - Data	¼" Thread Forming	⅜" Thread Forming
Pre-Drill Diameter (in.)	⅛	⅛
Point Style	Type 17	Type 17

Wood Rapid Rod - Embedment & Load Data (lbs.)

Rod/Anchor Size	Embedment Depth	Fir	Pine	Spruce
¼"	1"	170	160	160
⅜"	2"	375	375	375
½"	2½"	665	775	775

Minimum load ratings are based on a safety factor of 4. UL approved load capacity for ⅜" rod sizes and ¼" screw size is 260 lbs., maximum 3" pipe. UL approved load capacity for ⅝" rod sizes and ⅜" screw size is 375 lbs., maximum 4" pipe. FM approval only applies to ⅜" x 2½" screw size. Approved for 365 lbs., up to 4" pipe.

‡ Not ICC-ES Certified

Read safety/installation instruction sheets in packages before use.

Rapid Rod Hangers



ARC Series



ARW Series

UPC/Part Number	Catalog Number	Rod Size	Shank Size & Length	Box Qty.
-----------------	----------------	----------	---------------------	----------

Concrete Rod Hanger

79903875917	ARC-25-125-2	¼"	¼" x 1½"	25
79903875918	ARC-37-150-2	⅜"	¼" x 1½"	25
79903875919	ARC-37-275-2	⅜"	¼" x 2½"	25

For side mount concrete applications use ARW-25-100SW or ARW-37-200SW with ⅜" drill bit.

Wood Rod Hanger - Point Style Type 17

79903875930	ARW-25-200-2	¼"	¼" x 2"	25
79903875931	ARW-37-100-2	⅜"	¼" x 1"	25
79903875933	ARW-37-200-2	⅜"	¼" x 2"	25
79903875935	ARW-37-250-2	⅜"	⅝" x 2½"	25
79903875936	ARW-50-250-2	½"	⅝" x 2½"	25

Wood Rod Hanger - Side Mount - Point Style Type 17

79903875929	ARW-25-100SW-2	¼"	¼" x 1"	25
79903875934	ARW-37-200SW-2	⅜"	¼" x 2"	25
79903875932	ARW-37-100SW-2	⅜"	¼" x 1"	25

UPC/Part Number	Catalog Number	Tool Description	Box Qty.
-----------------	----------------	------------------	----------

Tools

79903875900	7187-2	Wood Socket	1
79903875901	7195-2	¼" Concrete Socket	1
79903875902	7197-2	⅜" Concrete Socket	1
78205153360	5874	Concrete Tapper Sleeve Assy.	1
78205153361	5866	¼" X 6" Hex Shank SDS Drill Bit	1

Read safety/installation instruction sheets in packages before use.

Drop-in Anchors

- Designed for use in solid concrete.
- Can be used for overhead applications such as suspending cable tray, strut, pipe supports and lighting.
- Flanged (lipped) version installs flush for easy inspection and standardizes rod heights.
- Smooth wall drop-in can be installed flush mounted or below the base material surface.
- UL & FM approved.
- Available in Zinc Plated finish or Stainless Steel.



Smooth Wall



Setting Tool



Flanged

‡ Not ICC-ES certified

Drop-In Anchors - Data	¼"	⅜"	½"	⅝"	¾"
ANSI Drill Bit Size (in.)	⅜	½	⅝	⅞	1
Max. Tightening Torque (ft-lbs)	5	10	20	40	80
Thread Size (UNC)	¼"-20	⅜"-16	½"-13	⅝"-11	¾"-10
Min. Embedment Depth (in.)	1	1⅞	2	2½	3⅞
Load Capacity Tension (lbs) *	390	715	1050	1860	2350
Load Capacity Shear (lbs) *	640	1190	1875	3095	3920

* Based on concrete compression strength of 4000 psi using applied safety factor of 4.0. For additional loading information contact factory.

UPC/Part Number	Catalog Number	Rod Size	Anchor Length	Thread Depth	Box Qty.
-----------------	----------------	----------	---------------	--------------	----------

Drop-In Anchor - Smooth Wall - Steel

78101103218	ADI-25	¼"	1"	⅞"	100
78101103219	ADI-37	⅜"	1⅞"	⅝"	50
78101103220	ADI-50	½"	2"	1⅜"	50
78101103221	ADI-62	⅝"	2½"	1⅜"	25
78101103222	ADI-75	¾"	3⅞"	1⅜"	10

Drop-In Anchor - Smooth Wall - Stainless Steel

78101103223	ADI-25SS4	¼"	1"	⅞"	100
78101103224	ADI-37SS4	⅜"	1⅞"	⅝"	50
78101103226	ADI-50SS4	½"	2"	1⅜"	50
78101103227	ADI-62SS4	⅝"	2½"	1⅜"	25
78101103228	ADI-75SS4	¾"	3⅞"	1⅜"	10

Drop-In Hanger - Flanged - Steel

78205153297	ADI-25FL	¼"	1"	⅞"	100
78205153298	ADI-37FL	⅜"	1⅞"	⅝"	50
78205153299	ADI-50FL	½"	2"	1⅜"	50

UPC/Part Number	Catalog Number	Rod Size	Pin Length	Box Qty.
-----------------	----------------	----------	------------	----------

Setting Tools

78101103229	6305	¼"	⅜"	1
78101103231	6307	⅜"	⅝"	1
78101103232	6309	½"	1⅜"	1
78101103233	6311	⅝"	1⅝"	1
78101103234	6313	¾"	1⅞"	1


Read safety/installation instruction sheets in packages before use.

Mini Drop-in Anchors

- Carbon steel machine bolt anchor for use in shallow embedment applications.
- Can be used in solid concrete and precast hollow core plank, in addition to post-tensioned concrete slabs and concrete pours over metal deck.
- Can be used for overhead applications such as suspending cable tray, strut, pipe supports and lighting.
- Flanged (lipped) version installs flush for easy inspection and standardizes rod heights.
- Setting tool scores flange when set to verify proper expansion
- Available in zinc plated finish.
- FM approved.



Anchor



Setting Tool

Mini Drop-In Anchors - Data	¼"	⅜"	½"
ANSI Drill Bit Size (in.)	⅜	½	⅝
Max. Tightening Torque (ft-lbs)	3	5	10
Thread Size (UNC)	¼"-20	⅜"-16	½"-13
Min. Embedment Depth (in.)	⅝	¾	1
Load Capacity Tension (lbs) *	285	530	840
Load Capacity Shear (lbs) *	415	1055	1220

* Based on concrete compression strength of 4000 psi using applied safety factor of 4.0. For additional loading information contact factory.

UPC/Part Number	Catalog Number	Rod Size	Thread Depth	Box Qty.
Mini Drop-In Anchor - Steel				
78205153300	ADM-25	¼"	⅜"	100
78205153302	ADM-37	⅜"	1⅜"	50
78205153302	ADM-50	½"	⅝"	50
Setting Tools				
78205153301	6336	¼"	—	1
78205153303	6323	⅜"	—	1
78205153305	6338	½"	—	1

‡ Not ICC-ES certified

Read safety/installation instruction sheets in packages before use.

Hollow Base Drop-in Anchors

- For use in hollow base materials such as hollow concrete block, brick with weep holes, and precast hollow core plank.
- Can also be used in solid base materials.
- Smooth wall drop-in can be installed flush mounted or below the base material surface.
- Available in Zinc Plated finish.



Anchor



Setting Tool

Hollow Base Drop-In - Data	1/4"	3/8"	1/2"
ANSI Drill Bit Size (in.)	3/8	5/8	3/4
Max. Tightening Torque (ft-lbs)	5	10	20
Thread Size (UNC)	1/4"-20	3/8"-16	1/2"-13
Thread Length In Cone (in.)	3/8	5/8	3/4
Min. Embedment Depth (in.)	3/4	1	1 1/2
Load Capacity Tension (lbs) *	230	415	805
Load Capacity Shear (lbs) *	240	510	805

* Based on concrete compression strength of 4000 psi using applied safety factor of 4.0. For additional loading information contact factory.

UPC/Part Number	Catalog Number	Rod Size	Overall Length	Sleeve Length	Box Qty.
Hollow Base Drop-In					
78205153291	ADH-25	1/4"	7/8"	5/8"	100
78205153293	ADH-37	3/8"	1 5/16"	1 5/16"	50
78205153294	ADH-50	1/2"	1 3/4"	1 1/4"	50
Setting Tools					
78205153292	9323	1/4"	–	–	1
78205153294	9343	3/8"	–	–	1
78205153296	9353	1/2"	–	–	1

‡ Not ICC-ES certified

Read safety/installation instruction sheets in packages before use.

Concrete Screw Bolts

- For use in racking, shelving, material handling, structural anchorage, masonry and food & beverage facilities.
- One piece heavy-duty anchor with a finished hex-head.
- Fast installation and immediate loading reduces downtime.



- ICC-ES Listed, ESR-3889, qualified for static, seismic and wind loading in concrete.
- ICC-ES Listed, ESR-4042, qualified for static, wind and seismic loading in grouted masonry.

Concrete Screw Bolts - Data	¼"	⅜"
Drill Bit Size (in.)	¼	⅜
Min. Embedment Depth (in.)	1	1½
Load Capacity Tension (lbs) *	385	835
Load Capacity Shear (lbs) *	480	1125

* Based on concrete compression strength of 4000 psi in uncracked concrete using applied safety factor of 4.0. For additional loading information contact factory. For ultimate strength design data in cracked and uncracked concrete, see ICC-ES ESR-3889.

UPC/Part Number	Catalog Number	Anchor Size	Box Qty.
Screw Type Anchor - Steel			
79903875903	ACB-25-175-2	¼" x 1¾"	25
79903875904	ACB-25-225-2	¼" x 2¼"	25
79903875905	ACB-25-300-2	¼" x 3"	25
79903875906	ACB-37-175-2	⅜" x 1¾"	25
79903875907	ACB-37-250-2	⅜" x 2½"	25
79903875908	ACB-37-300-2	⅜" x 3"	25
79903875909	ACB-37-400-2	⅜" x 4"	25

Read safety/installation instruction sheets in packages before use.

Concrete Screws

- Light to medium duty anchor for use in concrete, masonry block and brick base materials.
- Concrete screws are engineered with matched tolerance bits and installation tools to optimize performance.
- High low thread design for greater stability and grip.
- No hole spotting required.
- One drill bit is packaged in each box of concrete screws.
- Blue fluorocarbon coating for corrosion resistance.



Straight Shank Drill Bit



SDS Hex Drill Bit



Hex Head

Hex Head - Data	3/16"	1/4"
ANSI Drill Bit Size (in.)	5/32	3/16
Fixture Clearance Hole (in.)	1/4	5/16
Head Height (in.)	7/64	9/64
Head Width (in.)	1/4	5/16
Washer O.D. (in.)	11/32	13/32
Washer Thickness (in.)	1/32	1/32
Hex Driver (in.)	1/4	5/16



Flat Head

Flat Head - Data	3/16"	1/4"
ANSI Drill Bit Size (in.)	5/32	3/16
Fixture Clearance Hole (in.)	1/4	5/16
Phillips Head O.D. (in.)	3/8	1/2
Phillips Head Height (in.)	9/64	3/16
Phillips Bit Size	2	3

Embedment Depth	Nominal Anchor Dia. / Loading*			
	3/16" Tension	3/16" Shear	1/4" Tension	1/4" Shear
1 3/4"	360	240	555	375

* Based on concrete compression strength of 4000 psi using applied safety factor of 4.0. For additional loading information contact factory.

- ICC-ES Listed, ESR 3068, qualified for static, wind and loading in concrete.
- ICC-ES Listed, ESR 1678, qualified for static, wind and seismic loading in grouted concrete.
- ICC-ES Listed, ESR 3213, qualified for use in chemically treated wood.
- ICC-ES Listed, ESR 3042, qualified for use in wood.

Read safety/installation instruction sheets in packages before use.

Concrete Screws

UPC/Part Number	Catalog Number	Size	Box Qty.
Hex Head Concrete Screws			
78101103342	ACS-18-125H*	3/16" x 1 1/4"	100
78101103343	ACS-18-175H*	3/16" x 1 3/4"	100
78101103344	ACS-18-225H	3/16" x 2 1/4"	100
78101103346	ACS-18-275H	3/16" x 2 3/4"	100
78101103347	ACS-18-325H	3/16" x 3 1/4"	100
78101103348	ACS-18-375H	3/16" x 3 3/4"	100
78101103349	ACS-18-400H	3/16" x 4"	100
78101103342	ACS-25-125H*	1/4" x 1 1/4"	100
78101103343	ACS-25-175H*	1/4" x 1 3/4"	100
78101103344	ACS-25-225H	1/4" x 2 1/4"	100
78101103346	ACS-25-275H	1/4" x 2 3/4"	100
78101103347	ACS-25-325H	1/4" x 3 1/4"	100
78101103348	ACS-25-375H	1/4" x 3 3/4"	100
78101103349	ACS-25-400H	1/4" x 4"	100

Flat Head Concrete Screws

78205153259	ACS-18-125F*	3/16" x 1 1/4"	100
78205153260	ACS-18-175F*	3/16" x 1 3/4"	100
78205153261	ACS-18-225F	3/16" x 2 1/4"	100
78205153262	ACS-18-275F	3/16" x 2 3/4"	100
78205153263	ACS-25-125F*	1/4" x 1 1/4"	100
78205153264	ACS-25-175F*	1/4" x 1 3/4"	100
78205153265	ACS-25-225F	1/4" x 2 1/4"	100
78205153266	ACS-25-275F	1/4" x 2 3/4"	100

* Not ICC-ES listed

UPC/Part Number	Catalog Number	Bit Size	Usable Length	Box Qty.
Straight Shank Drill Bits				
78205153267	2782SD	5/32" x 4 1/2"	3"	1
78205153269	2786SD	3/16" x 4 1/2"	3"	1
SDS Hex Drill Bits				
78205153268	2793	5/32" x 5"	3"	1
78205153270	2796	3/16" x 5"	3"	1

UPC/Part Number	Catalog Number	Description	Box Qty.
Setting Tool			
78101103453	2791	Concrete Screw Tool Kit	100

Read safety/installation instruction sheets in packages before use.

Wedge Expansion Anchors

- Heavy and medium duty all purpose anchor.
- For use in solid concrete and grout filled block.
- Anchors can be installed through the fixture, no need for hole spotting.
- Wire hanger hole size $\frac{9}{32}$ " diameter, head height $\frac{3}{4}$ ".
- UL & FM approved.
- Available in Zinc Plated Carbon Steel or Type 304 Stainless Steel.



Wedge Expansion Anchor - Data	1/4"	3/8"	1/2"	5/8"
ANSI Drill Bit Size (in.)	1/4	3/8	1/2	5/8
Fixture Clearance Hole (in.)	5/16	7/16	9/16	11/16
Thread Size (UNC)	1/4"-20	3/8"-16	1/2"-13	5/8"-11
Washer O.D. (in.)	5/8	13/16	1 1/16	1 3/4
Wrench Size	7/16	9/16	3/4	15/16
Max. Tightening Torque (ft-lbs)	8	28	60	90
Min. Embedment Depth (in.)	1 1/8	1 5/8	2 1/4	2 3/4
Load Capacity Tension (lbs) *	415	775	1200	1570
Load Capacity Shear (lbs) *	325	635	1050	1705

Wire Hanger Wedge Anchor - Data	1/4"
ANSI Drill Bit Size (in.)	1/4
Min. Embedment Depth (in.)	1 1/8
Head Height (in.)	3/4
Load Capacity Tension (lbs) *	360
Load Capacity Shear (lbs) *	405

UPC/Part Number	Catalog Number	Size	Hole Size	Box Qty.
78101103106	AWA-25-200WH	1/4" x 2"	9/32"	100

* Based on concrete compression strength of 4000 psi using applied safety factor of 4.0. For additional loading information contact factory.

- Carbon steel anchors ICC Listed, ESR 2818, qualified for seismic and wind loading in concrete.
- Carbon steel anchors ICC Listed, ESR 2966, qualified for wind and seismic loading in grouted masonry.
- Stainless steel anchors ICC Listed, ESR 2502, qualified for seismic and wind loading in concrete.

Read safety/installation instruction sheets in packages before use.

Wedge Expansion Anchors

UPC/Part Number	Catalog Number	Size	Thread Length	Box Qty.
Wedge Anchor				
78101103068	AWA-25-175	¼" x 1¾"	¾"	100
78101103069	AWA-25-225	¼" x 2¼"	1¼"	100
78101103070	AWA-25-325	¼" x 3¼"	2¼"	100
78101103071	AWA-37-225	⅜" x 2¼"	1¼"	50
78101103072	AWA-37-275	⅜" x 2¾"	1⅝"	50
78101103073	AWA-37-300	⅜" x 3"	1⅞"	50
78205153364	AWA-37-350	⅜" x 3½"	2⅜"	50
78101103074	AWA-37-375	⅜" x 3¾"	2⅝"	50
78101103075	AWA-37-500	⅜" x 5"	3⅞"	50
78205153366	AWA-50-275	½" x 2¾"	1⅜"	50
78101103077	AWA-50-375	½" x 3¾"	2⅜"	50
78205145636	AWA-50-450	½" x 4½"	3⅞"	50
78101103079	AWA-50-550	½" x 5½"	4⅞"	50
78101103080	AWA-50-700	½" x 7"	5⅝"	25
78101103081	AWA-62-350	⅝" x 3½"	2"	25
78101103082	AWA-62-450	⅝" x 4½"	3"	25
78101103083	AWA-62-500	⅝" x 5"	3½"	25
78101103084	AWA-62-600	⅝" x 6"	4½"	25
78101103085	AWA-62-700	⅝" x 7"	5½"	25
Wedge Anchor - Stainless Steel				
78101103146	AWA-25-175SS4	¼" x 1¾"	¾"	100
78101103147	AWA-25-225SS4	¼" x 2¼"	1¼"	100
78101103148	AWA-25-325SS4	¼" x 3¼"	2¼"	100
78101103149	AWA-37-225SS4	⅜" x 2¼"	1¼"	50
78101103150	AWA-37-275SS4	⅜" x 2¾"	1⅝"	50
78101101151	AWA-37-300SS4	⅜" x 3"	1⅞"	50
78205153365	AWA-37-350SS4	⅜" x 3½"	2⅜"	50
78101103152	AWA-37-375SS4	⅜" x 3¾"	2⅝"	50
78101103153	AWA-37-500SS4	⅜" x 5"	3⅞"	50
78101103154	AWA-50-275SS4	½" x 2¾"	1⅜"	50
78101103155	AWA-50-375SS4	½" x 3¾"	2⅜"	50
78205153367	AWA-50-450SS4	½" x 4½"	3⅞"	50
78101103157	AWA-50-550SS4	½" x 5½"	4⅞"	50
78205153368	AWA-50-700SS4	½" x 7"	5⅝"	25
78205153369	AWA-62-350SS4	⅝" x 3½"	2"	25
78205153370	AWA-62-450SS4	⅝" x 4½"	3"	25
78205153779	AWA-62-500SS4	⅝" x 5"	3½"	25
78205153371	AWA-62-600SS4	⅝" x 6"	4½"	25
78205143044	AWA-62-700SS4	⅝" x 7"	5½"	25

Read safety/installation instruction sheets in packages before use.

Power Stud^{®†} SD2 Seismic Wedge Anchors

- Fully threaded, torque-controlled, wedge anchor which is designed for consistent performance in cracked and uncracked concrete.
- For use in concrete, structural sand lightweight concrete, and concrete over metal deck.
- Nominal drill bit size is the same as the anchor diameter.
- ICC-ES listed, ESR-2502, Category 1
- Zinc plated carbon steel body with stainless steel expansion clip from premium performance.
- Qualified for seismic and wind loading.



Seismic Wedge Anchor - Data	3/8"	1/2"	5/8"	3/4"
ANSI Drill Bit Size (in.)	3/8	1/2	5/8	3/4
Fixture Clearance Hole (in.)	7/16	9/16	1 1/16	13/16
Minimum Hole Depth (in.)	2 5/8	2 3/4	4 1/4	5
Minimum Concrete Thickness (in.)	4	4 1/2	5 3/4	7
Max. Tightening Torque (ft-lbs)	20	40	60	110
Min. Embedment Depth (in.)	2 3/8	2 1/2	3 7/8	4 1/2
Loading Capacity Tension (lbs.)*	1175	1410	2925	3625
Loading Capacity Shear (lbs.)*	1445	1520	3810	5855

For loading information, ICC-ES certified see ICC-ES ESR-2502.

* Based on cracked concrete with a compressive strength of 4000 psi. These loads were converted from Factored Design Strengths assuming 50% dead load and 50% live load, and a controlling load combination 1.2D + 1.6L.

† All other trademarks are property of their respective owners.

Read safety/installation instruction sheets in packages before use.

Seismic Wedge Anchors

UPC/Part Number	Catalog Number	Size	Thread Length	Box Qty.
Seismic Wedge Anchor				
78205153398	AWSD-37-300	$\frac{3}{8}$ " X 3"	1 $\frac{3}{4}$ "	50
78205153399	AWSD-37-350	$\frac{3}{8}$ " X 3 $\frac{1}{2}$ "	2 $\frac{1}{4}$ "	50
78205153400	AWSD-37-375	$\frac{3}{8}$ " X 3 $\frac{3}{4}$ "	2 $\frac{1}{2}$ "	50
78205153401	AWSD-37-500	$\frac{3}{8}$ " X 5"	3 $\frac{3}{4}$ "	50
78205153402	AWSD-50-375	$\frac{1}{2}$ " X 3 $\frac{3}{4}$ "	2 $\frac{1}{8}$ "	50
78205153403	AWSD-50-450	$\frac{1}{2}$ " X 4 $\frac{1}{2}$ "	2 $\frac{7}{8}$ "	50
78205153404	AWSD-50-550	$\frac{1}{2}$ " X 5 $\frac{1}{2}$ "	3 $\frac{7}{8}$ "	50
78205153405	AWSD-50-700	$\frac{1}{2}$ " X 7"	5 $\frac{3}{8}$ "	50
78205153406	AWSD-62-475	$\frac{5}{8}$ " X 4 $\frac{3}{4}$ "	2 $\frac{7}{8}$ "	25
78205153407	AWSD-62-500	$\frac{5}{8}$ " X 5"	3 $\frac{1}{8}$ "	25
78205153408	AWSD-62-600	$\frac{5}{8}$ " X 6"	4 $\frac{1}{8}$ "	25
78205153409	AWSD-62-700	$\frac{5}{8}$ " X 7"	5 $\frac{1}{8}$ "	25
78205153410	AWSD-75-550	$\frac{3}{4}$ " X 5 $\frac{1}{2}$ "	3 $\frac{1}{4}$ "	20
78205153411	AWSD-75-625	$\frac{3}{4}$ " X 6 $\frac{1}{4}$ "	4"	20
78205153425	AWSD-75-700	$\frac{3}{4}$ " X 7"	4 $\frac{3}{4}$ "	20

Read safety/installation instruction sheets in packages before use.

Drive Anchor

- One-piece, tamper-proof vibration resistant anchor for use in concrete.
- Anchor is formed with an 's' shaped configuration at the working end of the anchor to create an expansion mechanism.
- Anchor is pre-expanded so no secondary tightening operation is required.
- FM approved. (pipe hanger version)
- Made of Zinc Plated carbon steel.



Mushroom Head - Data	3/16"	1/4"
ANSI Drill Bit Size (in.)	3/16	1/4
Fixture Clearance Hole (in.)	1/4	5/16
Head Height (in.)	7/64	7/64
Head Size O.D. (in.)	7/16	1/2
Min. Embedment Depth (in.)	7/8	1
Load Capacity Tension (lbs.) *	165	210
Load Capacity Shear (lbs.) *	330	465



Rod Hanger - Data	1/4"	3/8"
ANSI Drill Bit Size (in.)	3/16	1/4
UNC Thread Size	1/4"-20	3/8"-16
Head Height (in.)	1/2	5/8
Head Size O.D. (in.)	13/32	35/64
Min. Embedment Depth (in.)	1 1/4	1 3/4
Load Capacity Tension (lbs.) *	315	500
Load Capacity Shear (lbs.) *	245	525



Wire Hanger - Data	3/16"	1/4"
ANSI Drill Bit Size (in.)	3/16	1/4
Tie-Wire Hole (in.)	3/16	9/32
Head Height (in.)	37/64	41/64
Head Width (in.)	9/64 x 7/16	3/16 x 9/16
Min. Embedment Depth (in.)	1 1/8	1 1/8
Load Capacity Tension (lbs.) *	265	290
Load Capacity Shear (lbs.) *	240	330

* Based on concrete compression strength of 4000 psi using applied safety factor of 4.0. For additional loading information contact factory.

Read safety/installation instruction sheets in packages before use.

Drive Anchors

UPC/Part Number	Catalog Number	Size	Box Qty.
Mushroom Head			
78205153271	ADA-18-100	3/16" x 1"	100
78205153272	ADA-18-125	3/16" x 1 1/4"	100
78205153273	ADA-18-150	3/16" x 1 1/2"	100
78205153274	ADA-18-200	3/16" x 2"	100
78205153275	ADA-18-250	3/16" x 2 1/2"	100
78205153276	ADA-18-300	3/16" x 3"	100
78205153278	ADA-25-100	1/4" x 1"	100
78205153279	ADA-25-125	1/4" x 1 1/4"	100
78205153280	ADA-25-150	1/4" x 1 1/2"	100
78205153281	ADA-25-200	1/4" x 2"	100
78205153282	ADA-25-250	1/4" x 2 1/2"	100
78205153283	ADA-25-300	1/4" x 3"	100

UPC/Part Number	Catalog Number	Head Size	Box Qty.
Rod Hanger			
78205153284	ADA-25RH	1/4"	100
78205153286	ADA-37RH	3/8"	100
Wire Hanger			
78205153277	ADA-18WH	3/16"	100
78205153285	ADA-25WH	1/4"	100

‡ Not ICC-ES certified

Read safety/installation instruction sheets in packages before use.

Sleeve Type Expansion Anchors

- For use in concrete and masonry substrates.
- Suitable for solid and hollow core materials.
- Fits standard fixture holes - no need to undersize anchors for proper fit.
- Sleeve has 360° contact area and reduces concrete stress.
- UL & FM approved.
- Available in Zinc Plated Steel or Type 304 Stainless Steel.



Hex Nut (HN) Style



Acorn Nut (AN) Style



Slotted Round Head (RS) Style

Sleeve Type Expansion - Data	1/4"	3/8"	1/2"	5/8"	3/4"
ANSI Drill Bit Size (in.)	1/4	3/8	1/2	5/8	3/4
Fixture Clearance Hole (in.)	5/16	7/16	9/16	1 1/16	1 5/16
Plow Bolt Size (UNC)	#10-24	5/16"-18	3/8"-16	1/2"-13	5/8"-11
Min. Embedment Depth (in.)	1/2	1 1/4	1 1/2	2	2 1/4
Load Capacity Tension (lbs) *	65	540	645	1405	1455
Load Capacity Shear (lbs) *	250	1030	1215	1215	2760

* Based on concrete compression strength of 4000 psi using applied safety factor of 4.0. For additional loading contact factory.



Rod Hanger (RH) Style



Wire Hanger (WH) Style

Sleeve Type Expansion - Data	Hanger Rod			Wire Hanger
	1/4"	3/8"	1/2"	5/16"
ANSI Drill Bit Size (in.)	1/4	3/8	1/2	5/16
Fixture Clearance Hole (in.)	NA	NA	NA	1/4
Plow Bolt Size (UNC)	#10-24	5/16"-18	3/8"-16	1/4"-20
Coupling Height (in.)	7/8	1	1 1/4	NA
Min. Embedment Depth (in.)	1/2	1 1/4	1 1/2	1
Load Capacity Tension (lbs) *	65	540	645	350
Load Capacity Shear (lbs) *	250	1030	1215	590

* Based on concrete compression strength of 4000 psi using applied safety factor of 4.0. For additional loading go to www.cooperblinc.com.

For loading information, see ICC-ES ESR-2502.

Read safety/installation instruction sheets in packages before use.

Sleeve Type Expansion Anchors

UPC/Part Number	Catalog Number	Size	Thread Length	Box Qty.
Hex Nut Style				
78101102995	ASA-37-187HN	3/8" x 1 7/8"	1 5/8"	50
78101102996	ASA-37-300HN	3/8" x 3"	1 5/8"	50
78205153400	ASA-37-400HN	3/8" x 4"	1 5/8"	50
78101102997	ASA-50-225HN	1/2" x 2 1/2"	2 1/8"	25
78101102998	ASA-50-300HN	1/2" x 3"	2 1/4"	25
78101102999	ASA-50-400HN	1/2" x 3 3/4"	2 1/4"	25
78205153351	ASA-50-525HN	1/2" x 5 1/4"	2 1/4"	25
78101103002	ASA-50-600HN	1/2" x 6"	2 1/4"	10
78101103003	ASA-62-225HN	5/8" x 2 1/2"	2 1/8"	25
78101103004	ASA-62-300HN	5/8" x 3"	2 3/4"	25
78101103005	ASA-62-425HN	5/8" x 4 1/4"	2 3/4"	10
78101103006	ASA-62-600HN	5/8" x 5 3/4"	2 3/4"	10
78101103007	ASA-75-250HN	3/4" x 2 3/4"	2 1/8"	10
78101103008	ASA-75-425HN	3/4" x 4 1/4"	3 3/8"	10
78101103009	ASA-75-625HN	3/4" x 6 1/4"	3 3/8"	10

Hex Nut Style - Stainless Steel

78205153343	ASA-37-187HNSS4	3/8" x 1 7/8"	1 5/8"	50
78205153345	ASA-37-300HNSS4	3/8" x 3"	1 5/8"	50
78205153347	ASA-50-225HNSS4	1/2" x 2 1/2"	2 1/8"	25
78205153349	ASA-50-300HNSS4	1/2" x 3"	2 1/4"	25
78205153350	ASA-50-400HNSS4	1/2" x 3 3/4"	2 1/4"	25
78205153352	ASA-62-425HNSS4	5/8" x 4 1/4"	2 3/4"	10

Acorn Nut Style

78205153341	ASA-25-62AN	1/4" x 5/8"	1/2"	100
78101102991	ASA-25-137AN	1/4" x 1 3/8"	1 1/8"	100
78101102992	ASA-25-225AN	1/4" x 2 1/4"	1 1/8"	100

Slotted Round Head Style

78205153338	ASA-25-112RS	1/4" x 1 3/8"	1"	100
78205153340	ASA-25-200RS	1/4" x 2 1/4"	1 1/8"	100

UPC/Part Number	Catalog Number	Size	Drill Diameter	Box Qty.
Rod Hanger				
78205153339	ASA-25-150RH	1/4" x 1 1/2"	5/16"	50
78205153344	ASA-37-187RH	3/8" x 1 7/8"	3/8"	50
78205153348	ASA-50-225RH	1/2" x 2 1/4"	1/2"	25
Wire Hanger				
78205153342	ASA-31-150WH	5/16" x 2 3/8"	5/16"	100

Read safety/installation instruction sheets in packages before use.

Double Expansion Anchors

- For use in concrete, block, brick or stone.
- Double expansion anchor is particularly suited for base materials of questionable strength (job site tests are recommended).
- Internally threaded anchor for easy removability and service work.
- Made of Zamac Alloy material.



Double Expansion - Data	1/4"	3/8"	1/2"	5/8"
ANSI Drill Bit Size (in.)	1/2	3/4	7/8	1
Max. Tightening Torque (ft-lbs)	5	10	20	30
Thread Size (UNC)	1/4"-20	3/8"-16	1/2"-13	5/8"-11
Thread Length In Cone (in.)	1/2	5/8	3/4	7/8
Min. Embedment Depth (in.)	1 1/4	1 3/4	2 1/4	2 1/2
Load Capacity Tension (lbs) *	225	500	890	1540
Load Capacity Shear (lbs) *	285	750	1080	2570

* Based on concrete compression strength of 4000 psi using applied safety factor of 4.0. For additional loading information contact factory.

UPC/Part Number	Catalog Number	Rod Size	Anchor Length	Box Qty.
Double Expansion Anchor				
78101103251	ADE-25	1/4"	1 3/8"	50
78101103253	ADE-37	3/8"	2"	50
78101103254	ADE-50	1/2"	2 1/2"	25
78101103256	ADE-62	5/8"	2 3/4"	25

‡ Not ICC-ES listed

Read safety/installation instruction sheets in packages before use.

Single Expansion Anchors

- For use in concrete, block, brick or stone.
- Recommended for floor and wall attachments.
- Not recommended for overhead applications.
- Internally threaded anchor for easy removability and service work.
- Made of Zamac Alloy material.



Single Expansion - Data	1/4"	3/8"	1/2"	5/8"
ANSI Drill Bit Size (in.)	1/2	3/4	7/8	1
Max. Tightening Torque (ft-lbs)	5	10	20	30
Thread Size (UNC)	1/4"-20	3/8"-16	1/2"-13	5/8"-11
Thread Length In Cone (in.)	5/16	5/16	7/16	5/8
Min. Embedment Depth (in.)	1 3/8	1 5/8	2 1/2	2 3/4
Load Capacity Tension (lbs) *	100	510	610	925
Load Capacity Shear (lbs) *	140	805	1000	1710

* Based on concrete compression strength of 4000 psi using applied safety factor of 4.0. For additional loading information contact factory.

UPC/Part Number	Catalog Number	Rod Size	Anchor Length	Box Qty.
Single Expansion Anchor				
78101103245	ASE-25	1/4"	1 5/16"	50
78101103247	ASE-37	3/8"	1 1/2"	50
78101103248	ASE-50	1/2"	2 1/16"	25
78101103249	ASE-62	5/8"	2 5/8"	25

‡ Not ICC-ES listed

Read safety/installation instruction sheets in packages before use.

Wood-Knocker II[†] Anchors

- Wood-Knocker II concrete inserts are installed onto wooden forms used to support newly poured concrete floor slabs, roof slabs or walls.
- When the forms are stripped, the color-coded flange is visibly embedded in the concrete surface.
- The unique, six sided impact plate offers resistance to rotation within the concrete as threaded rod is being installed.
- Suitable for overhead installations such as suspending cable tray, pipe hangers, strut and conduit.
- Color coded by size for all trades.
- UL and FM approved.
- Lowest in-place cost.



Wood-Knocker-II - Data	1/4"	3/8"	1/2"	5/8"	3/4"
Insert Thread Length (in.)	3/8	5/8	1 1/16	1 5/16	1 1/8
Plastic Flange Diameter (in.)	1 3/8	1 3/8	1 3/8	1 5/8	1 5/8
Thread Size (UNC)	1/4"-20	3/8"-16	1/2"-13	5/8"-11	3/4"-10
Overall Length (in.)	1 7/8	1 7/8	1 7/8	1 7/8	1 7/8
Min. Insert Spacing (in.)	9	9	9	12	12
Min. End Distance (in.)	6	6	6	9	9
Load Capacity Tension (lbs) *	1240	1605	1605	1550	1550
Load Capacity Shear (lbs) *	495	1775	2465	3785	3785

* Based on normal weight concrete with minimum compression strength of 3000 psi. Allowable load capacities are calculated using applied safety factor of 3.0. For additional loading information contact factory. Minimum embedment depth is 1 7/8". The allowable load must be the lesser of the insert capacity and the steel strength of the rod.

UPC/Part Number	Catalog Number	Rod Diameter	Color	Box Qty.
Wood-Knocker-II				
79903875912	ACPW-25-2	1/4"	Brown	100
79903875913	ACPW-37-2	3/8"	Green	100
79903875938	ACPW-3750-2	3/8"-1/2"	Gray	100
79903875914	ACPW-50-2	1/2"	Yellow	100
79903875915	ACPW-62-2	5/8"	Red	50
79903875916	ACPW-75-2	3/4"	Purple	50

ICC-ES listed. See ICC-ES ESR-3657. Qualified for static, wind, and seismic loading in concrete.

† All other trademarks are property of their respective owners.

Read safety/installation instruction sheets in packages before use.

Bang-It⁺ Anchors

- Bang-It™+ concrete inserts are designed for installation in and through metal composite deck used to support newly poured concrete floors or roof slabs.
- After installation, the protective sleeve of the insert protrudes below the surface of the deck, allowing overhead attachment of threaded rod.
- The unique, six sided impact plate offers resistance to rotation within the concrete as threaded rod is being installed.
- Suitable for overhead installations such as suspending cable tray, pipe hangers, strut and conduit.
- Color coded by size for all trades.
- UL and FM approved.
- Lowest in-place cost.



Bang-It™+ - Data	¼"	⅜"	½"	⅝"	¾"
Metal Hole Saw Diameter (in.)	13/16	13/16	13/16	13/16	13/16
Drilling Speed (rpm)	700-900	700-900	700-900	500-700	500-700
Insert Thread Length (in.)	¾	⅝	1 1/16	1 5/16	1 1/8
Length of Sleeve (in.)	3 3/8	3 3/8	3 3/8	3 3/8	3 3/8
Thread Size (UNC)	¼"-20	⅜"-16	½"-13	⅝"-11	¾"-10
Embedment Depth (in.)	2	2	2	2	2
Upper Deck Tension Load (lbs) *	1115	1915	2370	2935	2935
Lower Deck Tension Load (lbs) *	830	830	830	990	990
Upper Deck Shear Load (lbs) *	835	1115	1115	1115	1115
Lower Deck Shear Load (lbs) *	625	840	840	840	840

* Based on sand lightweight and normal weight concrete with minimum compression strength of 3000 psi over steel deck. Allowable load capacities are calculated using applied safety factor of 3.0. For additional loading information contact factory. Minimum insert spacing of 6", minimum end spacing 6".

UPC/Part Number	Catalog Number	Rod Diameter	Color	Box Qty.
Bang-It™ + Inserts				
78205131154	ACPD-25	¼"	Brown	100
78205131156	ACPD-37	⅜"	Green	100
79903875937	ACPD-3750-2	⅜"-½"	Gray	100
78205131157	ACPD-50	½"	Yellow	100
78205131158	ACPD-62	⅝"	Red	50
78205131166	ACPD-75	¾"	Purple	50

Bang-It™ + Hole Saws

79903875911	ACPD-HS813-2	1 3/16" Carbide Hole Saw for ¼", ⅜", ½", 7/8"	1
79903875910	ACPD-HS1188-2	1 3/16" Carbide Hole Saw for ⅝", ¾", 1 1/16"	1

ICC-ES certified. See ICC-ES ESR-3657. Qualified for static, wind, and seismic loading in concrete.

† All other trademarks are property of their respective owners.

Read safety/installation instruction sheets in packages before use.

Machine Screw Anchors

- For use in concrete, block, brick or stone.
- Not recommended for use in overhead applications.
- Readily accepts machine bolts.
- Internally threaded anchor for easy removability and service work.
- Anchor installation requires shallow embedment.
- Made of Zamac Alloy material.



Machine Screw Anchor - Data	¼"	⅜"	½"
ANSI Drill Bit Size (in.)	½	¾	⅞
Max. Tightening Torque (ft-lbs)	5	10	15
Thread Size (UNC)	¼"-20	⅜"-16	½"-13
Min. Embedment Depth (in.)	⅞	1¼	1½
Load Capacity Tension (lbs) *	375	620	875
Load Capacity Shear (lbs) *	355	825	1135

* Based on concrete compression strength of 4000 psi using applied safety factor of 4.0. For additional loading information contact factory.

UPC/Part Number	Catalog Number	Rod Diameter	Box Qty.
Machine Screw Anchor			
78101103239	AMS-25	¼"	100
78101103242	AMS-37	⅜"	50
78101103243	AMS-50	½"	50
Setting Tool			
78205109765	9221	¼"	1
78205109767	9231	⅜"	1
78205109768	9241	½"	1

‡ Not ICC-ES certified

Read safety/installation instruction sheets in packages before use.

Self-Tapping Screw Anchors

- For use in normal-weight concrete, structural sand lightweight concrete and concrete over metal deck.
- Anchor design allows for shallow embedment and mechanically interlocks with base material.
- Internally threaded anchor for easy adjustment and removability of threaded rod or bolt.
- Fast anchor installation with a powered impact wrench.
- Suitable for overhead applications such as suspending cable tray, strut, pipe hangers and conduit.
- FM Approved.
- ICC-ES certified. See ICC-ES ESR-2272.
- Made of Zinc Plated carbon steel.
- Setting tool included.



Self-Tapping Machine Screw - Data	3/8"
ANSI Drill Bit Size (in.)	1/2
Min. Concrete Thickness (in.)	4
Max. Tightening Torque (ft-lbs)	8
Min. Embedment Depth (in.)	1 5/8
Load Capacity Tension (lbs) *	590
Load Capacity Shear (lbs) *	260

* Based on concrete compression strength of 3000 psi in uncracked concrete using applied safety factor of 4.0. For additional loading information contact factory. The shear capacity is controlled by steel strength and is ASTM A36 (or equivalent). For ultimate strength design data in cracked and uncracked concrete, see ICC-ES ESR-2272.

UPC/Part Number	Catalog Number	Size	Thread Depth	Box Qty.
-----------------	----------------	------	--------------	----------

Self-Tapping Screw Anchor

78205153362	ATM-37	3/8"	1 1/16"	50
-------------	---------------	------	---------	----

Tool

78205153363	6407 SD	3/8"	—	1
-------------	----------------	------	---	---

ICC-ES certified. See ICC-ES ESR-2272.

Read safety/installation instruction sheets in packages before use.

Drive Nail Anchors

- For use in concrete, block or brick.
- Anchor is recommended for light duty, tamper-proof applications.
- Not recommended for overhead applications.
- Made of Zamac Alloy material.



Drive Nail - Data	3/16"	1/4"
ANSI Drill Bit Size (in.)	3/16	1/4
Fixture Clearance Hole (in.)	1/4	5/16
Head Height (in.)	7/64	9/64
Head Size, O.D. (in.)	13/32	35/64
Min. Embedment Depth (in.)	3/4	5/8
Load Capacity Tension (lbs) *	100	145
Load Capacity Shear (lbs) *	140	205

* Based on concrete compression strength of 4000 psi using applied safety factor of 4.0. For additional loading information contact factory.

UPC/Part Number	Catalog Number	Size	Box Qty.
Drive Nail Anchor			
78101102964	ADN-18-87	3/16" x 7/8"	100
78101102965	ADN-25-75	1/4" x 3/4"	100
78101102966	ADN-25-100	1/4" x 1"	100
78101102967	ADN-25-125	1/4" x 1 1/4"	100
78101102968	ADN-25-150	1/4" x 1 1/2"	100
78101102969	ADN-25-200	1/4" x 2"	100
78205153306	ADN-25-300	1/4" x 3"	100

‡ Not ICC-ES certified

Read safety/installation instruction sheets in packages before use.

Toggle Bolts

- The toggle bolt is a spring wing type hollow wall anchor designed for use in block, wallboard and other hollow base materials.
- Anchor is a two-part assembly consisting of a machine screw and a spring wing toggle.
- Adjustable to accommodate various wall thicknesses up to 2½".
- Combo round head bolt is provided.
- Made of zinc plated carbon steel.



Toggle Bolt - Data	¾"		¼"		⅜"	
	Tension	Shear	Tension	Shear	Tension	Shear
	(lbs.)	(lbs.)	(lbs.)	(lbs.)	(lbs.)	(lbs.)
⅜" Wallboard	35	35	55	55	60	65
½" Wallboard	45	50	60	60	65	75
⅝" Wallboard	60	60	65	65	75	80
¾" Wallboard	75	70	80	75	85	90
Hollow Concrete Masonry *	70	70	70	120	195	140

Allowable load capacities are calculated using applied safety factor of 4.0. For additional loading information contact factory.

* Based on hollow wall concrete masonry with minimum compression strength of 1500 psi.

UPC/Part Number	Catalog Number	Drill Diameter	Size	Box Qty.
Toggle Bolt				
78205153354	ATB-18-300	½"	¾" x 3"	50
78205153355	ATB-18-400	½"	¾" x 4"	50
78205153356	ATB-25-300	⅝"	¼" x 3"	50
78205153357	ATB-25-400	⅝"	¼" x 4"	50
78205153358	ATB-37-300	⅞"	¾" x 3"	25
78205153359	ATB-37-400	⅞"	¾" x 4"	25

‡ Not ICC-ES certified.

Not for use in seismic applications.

Read safety/installation instruction sheets in packages before use.

Wall Screws

- One-piece, all steel anchor with high-profile threads for easy fastening into wallboard and other masonry base materials.
- Deep cutting, corkscrew-like threads provide for smooth entry and a strong hold.
- No pre-drilling is required when fastening into wallboard or wood.
- Fastening into concrete, hollow or grout filled block, brick and plaster requires a pre-drilled $\frac{3}{16}$ " ANSI hole.
- Installed with a No. 8 drill bit or No. 2 Phillips driver.
- Made of case hardened carbon steel with chrome finish.



AWS-CH



AWS-OH



AWS-PH

Wall Screw - Data	Minimum Embedment Depth	Load Cap. Tension (lbs.) *	Load Cap. Shear (lbs.) *
Concrete *	$\frac{3}{4}$ "	90	260
$\frac{1}{2}$ " Wallboard	NA	20	60
$\frac{5}{8}$ " Wallboard	NA	35	90
$\frac{3}{4}$ " Plywood	NA	65	150
Grout-Filled Concrete Masonry	1"	55	165
Hollow Concrete Masonry	1"	60	165
Brick Masonry	$\frac{3}{4}$ "	70	120

* Based on concrete compression strength of 4000 psi. Allowable load capacities are calculated using an applied safety factor of 4.0. For additional loading contact factory.

UPC/Part Number	Catalog Number	Size	Head Type	Box Qty.
Wall Screw				
78205153372	AWS-CH	$\frac{3}{16}$ " x $1\frac{1}{4}$ "	Combo	100
78205153373	AWS-OH	$\frac{3}{16}$ " x $1\frac{1}{4}$ "	Oval	100
78205153374	AWS-PH	$\frac{3}{16}$ " x $1\frac{1}{4}$ "	Pan	100

‡ Not ICC-ES certified

Read safety/installation instruction sheets in packages before use.

Plastic Screw Anchors

- One-piece anchor designed for light duty applications in wallboard, concrete and masonry.
- Works in hollow or solid base materials.
- Suitable for screws with various thread sizes and styles - screws may be installed with a screw gun.



Plastic Screw Anchor - Data	APS-4	APS-6	APS-8
Drill Diameter (in.)	3/16	1/4	5/16
Screw Size Range	#4-#10	#6-#12	#8-#14
Min. Thread Length (in.)	1 3/16	1 3/8	1 13/16
Min. Hole Diameter (in.)	1 3/8	1 9/16	2
Min. Wall Thickness (in.)	1/4	3/8	1/2
Min. Embedded Thread Length (in.)	1 7/8	2	2 9/16
Load Capacity Tension (lbs) *	18	20	22
Load Capacity Shear (lbs) *	32	40	45

* Allowable load capacities are calculated using an applied safety factor of 4.0. For additional loading information contact factory.

UPC/Part Number	Catalog Number	Screw Size	Box Qty.
Plastic Screw Anchors			
78205153315	APS-4	#4 - #10	100
78205153316	APS-6	#6 - #12	100
78205153319	APS-8	#8 - #14	100

‡ Not ICC-ES certified

Read safety/installation instruction sheets in packages before use.

Plastic Hollow Wall Anchors

- Heavy duty hollow wall anchor designed for use in plaster, wallboard, concrete block, or hollow tile.
- Pre-assembled anchor consisting of a carbon steel wing and a locking cap/ratchet leg assembly molded from engineered plastic.
- When compared to traditional toggles, this anchor can be installed in a smaller hole and does not require a fixture or screw to set it.
- Adjustable to accommodate various wall thickness up to 2½".



Plastic Hollow Wall - Data	3/16"	1/4"	3/8"	1/2"
Thread Size (UNC)	3/16"-24	1/4"-20	3/8"-16	1/2"-13
Max. Tightening Torque (ft-lbs)	5	5	5	5
Minimum Clearance (in.)	1 7/8"	1 7/8"	1 7/8"	1 7/8"

Plastic Hollow Wall - Data	3/16"		1/4"		3/8"		1/2"	
	Tension (lbs.)	Shear (lbs.)	Tension (lbs.)	Shear (lbs.)	Tension (lbs.)	Shear (lbs.)	Tension (lbs.)	Shear (lbs.)
3/8" Wallboard	30	60	35	70	35	70	35	75
1/2" Wallboard	35	70	35	75	40	75	40	90
5/8" Wallboard	50	95	55	105	55	105	55	110
3/4" Wallboard	50	110	55	120	60	120	60	120
Hollow Concrete Masonry *	215	150	270	285	285	465	345	595

Allowable load capacities are calculated using an applied safety factor of 4.0. For additional loading information contact factory.

* Based on hollow wall concrete masonry with minimum compression strength of 1500 psi.

UPC/Part Number	Catalog Number	Anchor Size	Drill Dia.	Wall Thickness	Box Qty.
Plastic Hollow Wall Anchor					
78205153311	APH-18	3/16" x 4"	1/2"	3/8" - 2 1/2"	50
78205153312	APH-25	1/4" x 4"	1/2"	3/8" - 2 1/2"	50
78205153313	APH-37	3/8" x 4"	3/4"	3/8" - 2 1/2"	25
78205153314	APH-50	1/2" x 4"	3/4"	3/8" - 2 1/2"	25

‡ Not ICC-ES certified

Read safety/installation instruction sheets in packages before use.

Self-Drilling Wallboard Anchors

- One-piece self drilling anchor designed for use in hollow wallboard for light to medium duty loads.
- Ideal for mounting electrical fixtures, phone systems, and miscellaneous hardware.
- APD/AZD designed for use in 3/8" to 1" wallboard.
- APDM/AZDM designed for use in 3/8" to 5/8" wallboard.
- Kit includes 50 anchors, 50 screws and #2 Phillips Drive Bit.
- Available in engineered Nylon and Zamac Alloy.



APDM-6K

Self-Drilling Wallboard Anchor - Data	APD/AZD	APDM/AZDM
Anchor Length (in.)	1 11/16	1 5/16
Min. Screw Engagement (in.)	3/4	3/4

Self-Drilling Wallboard Anchor - Data	APD/AZD		APDM/AZDM	
	Tension (lbs.)	Shear (lbs.)	Tension (lbs.)	Shear (lbs.)
3/8" Wallboard	15	15	10	15
1/2" Wallboard	15	20	15	15
5/8" Wallboard	20	25	20	20
3/4" Wallboard	20	25	20	20

Allowable load capacities are calculated using an applied safety factor of 4.0. For additional loading information contact factory.

UPC/Part Number	Catalog Number	Screw Size	Kit Qty.
Self-Drilling Wallboard Anchor			
78101103314	APD-8K	#8 x 1"	100/kit
78101103318	AZD-8K	#8 x 1"	100/kit
78205153310	APDM-6K	#6 x 1"	100/kit
78205153375	AZDM-6K	#6 x 1"	100/kit

‡ Not ICC-ES certified

Read safety/installation instruction sheets in packages before use.

Plastic Conical Anchors

- Designed for use with lightweight fixtures.
- Recommended for use in concrete, block and brick.
- Recommended for light duty static applications where holding power is not critical.
- Not recommended for overhead use.
- Kit includes 100 anchors, 100 screws and one drill bit.
- Made of engineered plastic.



Plastic Conical Anchor - Data

	#8		#10 - #12	
	Tension (lbs.)	Shear (lbs.)	Tension (lbs.)	Shear (lbs.)
Nominal Weight Concrete *	85	70	140	90
Hollow Concrete Masonry **	60	45	70	55
Clay Brick Masonry ***	30	50	55	65
Minimum Embedment Depth	7/8"	7/8"	1"	1"

* Based on concrete compression strength of 4000 psi.

** Based on hollow concrete masonry with minimum compression strength of 1500 psi.


*** Based on clay brick masonry with minimum compression strength of 1500 psi.

Loads contain an applied safety factor of 4.0. For additional loading information contact factory.

UPC/Part Number	Catalog Number	Screw Size	Box Qty.
Plastic Conical Anchor			
78205153307	APC-8K	#8 x 1"	100
78205153308	APC-10K	#10 x 1"	100
78205153309	APC-12K	#12 x 1"	100

‡ Not ICC-ES certified

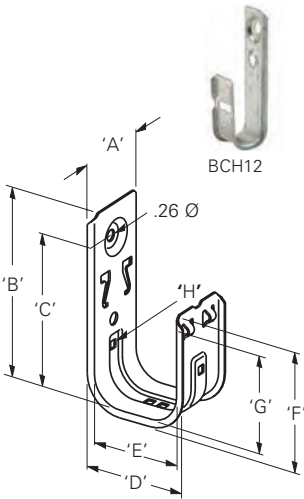
Read safety/installation instruction sheets in packages before use.



Cable Hook Technical Data

Single-Sided Single-Tier Cable Fasteners

Hook Size In.	'A' In.	'B' In.	'C' In.	'D' In.	'E' In.	'F' In.	'G' In.	'H' In.
3/4	.88	3.18	2.68	1.00	.75	1.69	.94	–
1 5/16	1.62	3.62	2.81	1.69	1.31	2.00	1.37	.20
2	1.62	4.31	3.50	2.38	2.00	2.69	2.06	.20
4	2.00	6.81	5.56	4.55	4.00	4.84	4.06	.31

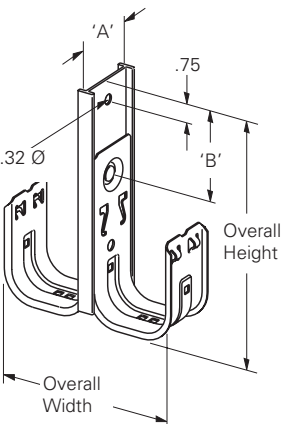


Load Capacity

Cable Hook Size In.	Static Load Capacity (S.F. 3) Galvanized & Stainless Steel Lbs.
3/4	30
1 5/16	30
2	30
4	30

Stated loads are per hook and should not be exceeded. The load capacity of a fastener having more than one component is equal to the load capacity of the lowest rated component.

Double-Sided Single-Tier Cable Fasteners

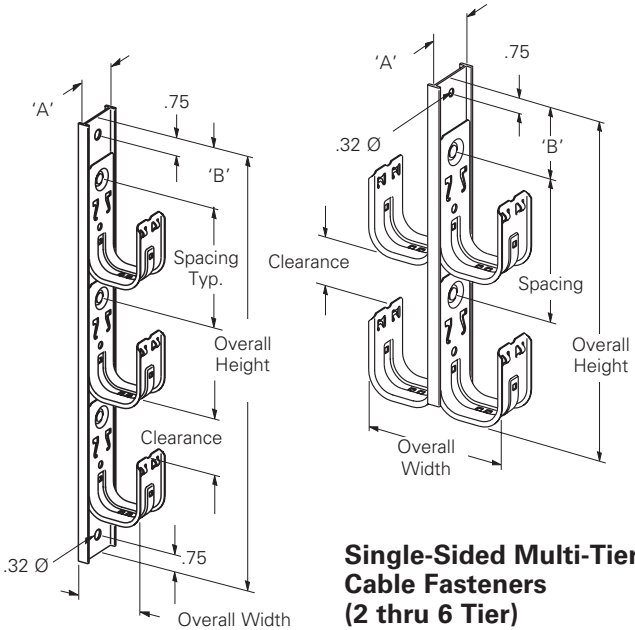


Hook Size In.	'A' In.	'B' In.	Overall Height In.	Overall Width In.
1 5/16	1.90	2.50	5.50	3.47
2	1.90	2.50	6.19	4.85
4	2.38	2.94	9.00	9.19

Cable Hook Technical Data

Double-Sided Double-Tier Cable Fasteners

Hook Size In.	'A' In.	'B' In.	Spacing In.	Clearance In.	Overall Height In.	Overall Width In.
1 ⁵ / ₁₆	1.90	2.50	3.75	1.94	9.25	3.47
2	1.90	2.50	4.75	2.25	10.94	4.85
4	2.38	2.94	9.38	4.50	18.20	9.19



Single-Sided Multi-Tier Cable Fasteners (2 thru 6 Tier)

Hook Size	No. Tiers	'A' In.	'B' In.	Spacing In.	Clearance In.	Overall Height In.	Overall Width In.
1 ⁵ / ₁₆	2	1.90	2.50	3.75	1.94	11.00	1.96
	3	1.90	2.50	3.75	1.94	14.75	1.96
	4	1.90	2.50	3.75	1.94	18.50	1.96
	5	1.90	2.50	3.75	1.94	22.25	1.96
	6	1.90	2.50	3.75	1.94	26.00	1.96
2	2	1.90	2.50	4.75	2.25	12.75	2.66
	3	1.90	2.50	4.75	2.25	17.50	2.66
	4	1.90	2.50	4.75	2.25	22.25	2.66
	5	1.90	2.50	4.75	2.25	27.00	2.66
	6	1.90	2.50	4.75	2.25	31.75	2.66
4	2	2.38	2.94	8.75	3.19	19.33	4.82
	3	2.38	2.94	8.75	3.19	28.08	4.82

Reference Data

Rigid Steel Conduit (Heavy Wall Conduit)

Nominal Conduit Size	Outside Diameter	Nominal Inside Diameter	Minimum Weight Per 100 Ft. With Couplings Attached	Weight of Conduit and Conductors Per 100 Ft.*
In.	In.	In.	Lbs.	Lbs.
3/8	0.675	0.493	51.5	65.1
1/2	0.840	0.632	79.0	101.1
3/4	1.050	0.836	105.0	145.8
1	1.315	1.063	153.0	219.3
1 1/4	1.660	1.394	201.0	318.3
1 1/2	1.900	1.624	249.0	408.8
2	2.375	2.083	332.0	593.8
2 1/2	2.875	2.489	527.0	901.0
3	3.500	3.090	682.0	1259.0
3 1/2	4.000	3.570	831.0	1604.0
4	4.500	4.050	972.0	1967.0

Intermediate Metal Conduit (IMC)

Nominal Conduit Size	Outside Diameter	Nominal Inside Diameter	Minimum Weight Per 100 Ft. With Couplings Attached	Weight of Conduit and Conductors Per 100 Ft.*
In.	In.	In.	Lbs.	Lbs.
1/2	0.815	0.745	60.0	82.1
3/4	1.029	0.954	82.0	122.8
1	1.290	1.205	116.0	182.3
1 1/4	1.638	1.553	150.0	267.3
1 1/2	1.883	1.793	182.0	341.8
2	2.360	2.266	242.0	503.8
2 1/2	2.857	2.727	401.0	775.0
3	3.476	3.346	493.0	1069.0
3 1/2	3.971	3.841	573.0	1346.0
4	4.466	4.336	638.0	1632.0

Dimensions taken from ANSI C80.3 - 1977.

* Conduit plus weight of heaviest conductor combination as specified by the National Electrical Code.

Electrical Metallic Tubing (EMT) - Thinwall Conduit

Nominal Conduit Size	Outside Diameter	Nominal Inside Diameter	Minimum Weight Per 100 Ft. With Couplings Attached	Weight of Conduit and Conductors Per 100 Ft.*
In.	In.	In.	Lbs.	Lbs.
$\frac{3}{8}$	0.577	0.493	23.0	36.6
$\frac{1}{2}$	0.706	0.622	28.5	50.6
$\frac{3}{4}$	0.922	0.824	43.5	84.3
1	1.163	1.049	64.0	130.3
$1\frac{1}{4}$	1.510	1.380	95.0	212.3
$1\frac{1}{2}$	1.740	1.610	110.0	269.8
2	2.197	2.067	140.0	401.8
$2\frac{1}{2}$	2.875	2.731	205.0	579.0
3	3.500	3.356	250.0	826.3
$3\frac{1}{2}$	4.000	3.834	325.0	1098.0
4	4.500	4.334	370.0	1364.0

Rigid Aluminum Conduit

Nominal Conduit Size	Outside Diameter	Nominal Inside Diameter	Minimum Weight Per 100 Ft. With Couplings Attached	Weight of Conduit and Conductors Per 100 Ft.*
In.	In.	In.	Lbs.	Lbs.
$\frac{1}{2}$	0.840	0.632	27.4	49.5
$\frac{3}{4}$	1.050	0.836	36.4	77.2
1	1.315	1.063	53.0	119.3
$1\frac{1}{4}$	1.660	1.394	69.6	186.9
$1\frac{1}{2}$	1.900	1.624	82.2	242.0
2	2.375	2.083	115.7	377.5
$2\frac{1}{2}$	2.875	2.489	182.5	556.5
3	3.500	3.090	238.9	815.2
$3\frac{1}{2}$	4.000	3.570	287.7	1061.0
4	4.500	4.050	340.0	1334.0
5	5.563	5.073	465.4	2028.0
6	6.625	6.093	612.5	2870.0

Dimensions taken from ANSI C80.3 - 1977.

* Conduit plus weight of heaviest conductor combination as specified by the National Electrical Code.

Schedule 40 PVC Plastic Pipe

Nominal Pipe Size In.	Outside Diameter In.	Wall Thickness In.	Weight of Pipe Lbs. Per Ft.	Weight of Water Lbs. Per Ft.
1/8	0.405	0.068	0.04	0.02
1/4	0.540	0.088	0.07	0.04
3/8	0.675	0.091	0.10	0.08
1/2	0.840	0.109	0.15	0.10
3/4	1.050	0.113	0.20	0.20
1	1.315	0.133	0.30	0.40
1 1/4	1.660	0.140	0.40	0.60
1 1/2	1.900	0.145	0.50	0.90
2	2.375	0.155	0.60	1.40
2 1/2	2.875	0.203	1.00	2.10
3	3.500	0.216	1.30	3.20
3 1/2	4.000	0.226	1.60	4.30
4	4.500	0.237	1.90	5.50

Electrical Non-Metallic Tubing (ENT)

Nominal Size In.	Outside Diameter In.	Nominal Inside Diameter In.	Minimum Weight of Conduit Lbs. Per 100 Ft.	Weight of Conduit and Conductors Lbs. Per 100 Ft.
1/2	0.840	0.560	11.0	33.1
3/4	1.050	0.760	14.0	54.8
1	1.315	1.000	20.0	86.3
1 1/4	1.660	1.402	19.0	136.3
1 1/2	1.990	1.554	27.0	186.8
2	2.375	2.030	32.0	261.8

All Threaded Rod (ATR)

Thread Size	Root Area	Design Load (SF=5)
1/4"-20	0.027 in. ²	240 lbs.
5/16"-18	0.045 in. ²	400 lbs.
3/8"-16	0.068 in. ²	610 lbs.

Tabulated loads are based on an allowable tensile stress of 12000 psi reduced by 25% resulting in 9000 psi. From ANSI/MSS SP-58, Table 3.

Dimensions taken from ANSI B1.1 1982 Unified Inch Screw Threads. All threads are UNCR series.

MC -- Metal Clad Cable Specifications

Trade Size	Grounding Conductor AWG	Armor O.D. In.	Approximate Wt. Per 100 Ft. Lbs.
14-2 Solid	14	0.470	17.5
14-3 Solid	14	0.480	20.5
14-4 Solid	14	0.510	23.0
12-2 Solid	12	0.495	21.5
12-3 Solid	12	0.530	25.5
12-4 Solid	12	0.565	29.5
10-2 Solid	10	0.560	28.5
10-3 Solid	10	0.600	34.0
10-4 Solid	10	0.645	39.5
8-2 Stranded	10	0.710	45.0
8-3 Stranded	10	0.770	54.5
8-4 Stranded	10	0.835	64.5
6-2 Stranded	8	0.795	59.0
6-3 Stranded	8	0.865	72.0
6-4 Stranded	8	0.945	86.0
4-2 Stranded	8	0.945	78.5
4-3 Stranded	8	1.035	98.5
4-4 Stranded	8	1.135	119.5
3-3 Stranded	6	1.025	107.0
3-4 Stranded	6	1.120	126.0
2-2 Stranded	6	1.075	104.5
2-3 Stranded	6	1.180	134.0
2-4 Stranded	6	1.295	164.0

Category 5 Cable

Pair Count	AWG Size	O.D. In.	Weight Lbs. Per 100 Ft.
2	24	0.16	1.3
3	24	0.18	1.7
4	24	0.20	2.1
6	24	0.27	3.5
8	24	0.30	4.2
25	24	0.50	13.0

Reference Data

Type NM -- Non-Metallic Sheathed Cable

Size AWG	Number of Strands	Ground Wire Size	Approximate O.D. In.	Approximate Weight Lbs. Per 100 Ft.
<u>Without Ground Wire</u>				
14-2	Solid	–	.17 x .37	5.3
12-2	Solid	–	.19 x .40	7.0
10-2	Solid	–	.22 x .45	10.1
14-3	Solid	–	0.295	8.2
12-3	Solid	–	0.332	10.9
10-3	Solid	–	0.396	15.7
8-3	7	–	0.538	27.8
6-3	7	–	0.611	42.2
<u>With Ground Wire</u>				
14-2	Solid	14	.17 x .37	6.4
12-2	Solid	12	.19 x .41	9.0
10-2	Solid	10	.22 x .49	13.3
8-2	7	10	.28 x .61	21.5
6-2	7	10	.32 x .73	31.3
14-3	Solid	14	.322	9.3
12-3	Solid	12	.363	12.9
10-3	Solid	10	.436	18.7
14-4	Solid	14	.450	11.6
12-4	Solid	12	.490	16.1
10-4	Solid	10	.550	23.3
8-3	7	10	.552	30.5
6-3	7	10	.611	45.0
4-3	7	8	.821	66.4
2-3	7	8	.946	93.0

Type THHN -- Insulated Single Conductor Building Wire

Trade Size	Approximate O.D. In.	Approximate Weight Lbs. Per 100 Ft.
14 AWG	0.11	1.7
12 AWG	0.13	2.5
10 AWG	0.16	4.0
8 AWG	0.22	6.5
6 AWG	0.25	9.7
4 AWG	0.32	15.5
3 AWG	0.35	19.1
2 AWG	0.38	23.6
1 AWG	0.45	30.4
1/0 AWG	0.49	37.5

AC -- Armored Cable Specifications

Trade Size	Armor O.D. In.	Approximate Weight Lbs. Per 100 Ft.
14-2 Solid	0.433	18.0
14-3 Solid	0.453	20.0
14-4 Solid	0.486	25.0
12-2 Solid	0.467	21.0
12-3 Solid	0.489	24.5
12-4 Solid	0.520	29.0
10-2 Solid	0.476	25.0
10-3 Solid	0.500	29.5
10-4 Solid	0.541	38.0
8-2 Solid	0.570	34.5
8-3 Solid	0.601	41.5
8-4 Solid	0.654	48.0
8-2 Stranded	0.604	34.5
8-3 Stranded	0.637	42.0
8-4 Stranded	0.695	51.5
6-2 Stranded	0.700	44.5
6-3 Stranded	0.739	56.0
6-4 Stranded	0.807	68.5
4-2 Stranded	0.836	62.0
4-3 Stranded	0.885	80.0
4-4 Stranded	0.971	99.5
3-3 Stranded	0.990	94.0
3-4 Stranded	1.085	118.0
2-2 Stranded	0.956	81.5
2-3 Stranded	1.014	109.5
2-4 Stranded	1.115	138.0

Index

Catalog No.	Page	Catalog No.	Page
2782SD	200	ACS-18-125F	200
2786SD	200	ACS-18-125H	200
2791	200	ACS-18-175F	200
2793	200	ACS-18-175H	200
2796	200	ACS-18-225F	200
5866	194	ACS-18-225H	200
5874	194	ACS-18-275F	200
6305	195	ACS-18-275H	200
6307	195	ACS-18-325H	200
6309	195	ACS-18-375H	200
6311	195	ACS-18-400H	200
6313	195	ACS-25-125F	200
6323	196	ACS-25-125H	200
6336	196	ACS-25-175F	200
6338	196	ACS-25-175H	200
6407 SD	214	ACS-25-225F	200
7187-2	194	ACS-25-225H	200
7187S-2	192	ACS-25-275F	200
7195-2	194	ACS-25-275H	200
7197-2	194	ACS-25-325H	200
9221	213	ACS-25-375H	200
9231	213	ACS-25-400H	200
9241	213	ADA-18-100	206
9323	197	ADA-18-125	206
9343	197	ADA-18-150	206
9353	197	ADA-18-200	206
		ADA-18-250	206
		ADA-18-300	206
		ADA-18WH	206
		ADA-25-100	206
		ADA-25-125	206
		ADA-25-150	206
		ADA-25-200	206
		ADA-25-250	206
		ADA-25-300	206
		ADA-25RH	206
		ADA-25WH	206
		ADA-37RH	206
		ADE-25	209
		ADE-37	209
		ADE-50	209
		ADE-62	209
		ADH-25	197
		ADH-37	197
		ADH-50	197
		ADI-25	195
		ADI-25FL	195
		ADI-25SS4	195
		ADI-37	195

A

ACB-25-175-2	198
ACB-25-225-2	198
ACB-25-300-2	198
ACB-37-175-2	198
ACB-37-250-2	198
ACB-37-300-2	198
ACB-37-400-2	198
ACPD-25	212
ACPD-37	212
ACPD-3750	212
ACPD-50	212
ACPD-62	212
ACPD-75	212
ACPD-HS1188-2	212
ACPD-HS813-2	212
ACPW-25-2	211
ACPW-37-2	211
ACPW-3750-2	211
ACPW-50-2	211
ACPW-62-2	211
ACPW-75-2	211

Catalog No.	Page	Catalog No.	Page
A cont'd.		ARW-37-100SW-2	194
ADI-37FL	195	ARW-37-200-2	194
ADI-37SS4	195	ARW-37-200SW-2	194
ADI-50	195	ARW-37-250-2	194
ADI-50FL	195	ARW-50-250-2	194
ADI-50SS4	195	ASA-25-112RS	208
ADI-62	195	ASA-25-137AN	208
ADI-62SS4	195	ASA-25-150RH	208
ADI-75	195	ASA-25-200RS	208
ADI-75SS4	195	ASA-25-225AN	208
ADM-25	196	ASA-25-62AN	208
ADM-37	196	ASA-31-150WH	208
ADM-50	196	ASA-37-187HN	208
ADN-18-87	215	ASA-37-187HNSS4	208
ADN-25-100	215	ASA-37-187RH	208
ADN-25-125	215	ASA-37-300HN	208
ADN-25-150	215	ASA-37-300HNSS4	208
ADN-25-200	215	ASA-37-400HN	208
ADN-25-300	215	ASA-50-225HN	208
ADN-25-75	215	ASA-50-225HNSS4	208
AMS-25	213	ASA-50-225RH	208
AMS-37	213	ASA-50-300HN	208
AMS-50	213	ASA-50-300HNSS4	208
APC-10K	221	ASA-50-400HN	208
APC-12K	221	ASA-50-400HNSS4	208
APC-8K	221	ASA-50-525HN	208
APD-8K	220	ASA-50-600HN	208
APDM-6K	220	ASA-62-225HN	208
APH-18	219	ASA-62-300HN	208
APH-25	219	ASA-62-425HN	208
APH-37	219	ASA-62-425HNSS4	208
APH-50	219	ASA-62-600HN	208
APS-4	218	ASA-75-250HN	208
APS-6	218	ASA-75-425HN	208
APS-8	218	ASA-75-625HN	208
ARC-25-125-2	194	ASE-25	210
ARC-37-150-2	194	ASE-37	210
ARC-37-275-2	194	ASE-50	210
ARS-25-100-2	192	ASE-62	210
ARS-25-100SW-2	192	ATB-18-300	216
ARS-37-100HN-2	192	ATB-18-400	216
ARS-37-100SW-2	192	ATB-25-300	216
ARS-37-150-2	192	ATB-25-400	216
ARS-37-150HDHN-2	192	ATB-37-300	216
ARS-37-150HN-2	192	ATB-37-400	216
ARS-37-200-2	192	ATM-37	214
ARW-25-100SW-2	194	AWA-25-175	202
ARW-25-200-2	194	AWA-25-175SS4	202
ARW-37-100-2	194	AWA-25-200WH	201

Index

Catalog No.	Page	Catalog No.	Page
A cont'd.			
AWA-25-225	202	AWSD-62-500	204
AWA-25-225SS4	202	AWSD-62-600	204
AWA-25-325	202	AWSD-62-700	204
AWA-25-325SS4	202	AWSD-75-550	204
AWA-37-225	202	AWSD-75-625	204
AWA-37-225SS4	202	AWSD-75-700	204
AWA-37-275	202	AZD-8K	220
AWA-37-275SS4	202	AZDM-6K	220
AWA-37-300	202		
AWA-37-300SS4	202	B	
AWA-37-350	202	B1506S	50
AWA-37-350SS4	202	B1508	50
AWA-37-375	202	B1508S	50
AWA-37-375SS4	202	B1512	50
AWA-37-500	202	B1512S	50
AWA-37-500SS4	202	B1516	50
AWA-50-275	202	B1516S	50
AWA-50-275SS4	202	B1520	50
AWA-50-375	202	B1520S	50
AWA-50-375SS4	202	B1524S	50
AWA-50-450	202	B1532S	50
AWA-50-450SS4	202	B1534S	50
AWA-50-550	202	B1540S	50
AWA-50-550SS4	202	B1548S	50
AWA-50-700	202	B1556S	50
AWA-50-700SS4	202	B1564S	50
AWA-62-350	202	B1AJ-1	17
AWA-62-350SS4	202	B1AJ-2	17
AWA-62-450	202	B1RRC-1.5	36
AWA-62-450SS4	202	B1RRE	36
AWA-62-500	202	B1RRP4C	36
AWA-62-500SS4	202	B1RRP5C	36
AWA-62-600	202	B1RRR	36
AWA-62-600SS4	202	B2AJ	17
AWA-62-700	202	B2RRC-1.5	36
AWA-62-700SS4	202	B2RRE	36
AWS-CH	217	B2RRP4C	36
AWS-OH	217	B2RRP5C	36
AWS-PH	217	B2RRR	36
AWSD-37-300	204	B3223-3/8	143
AWSD-37-350	204	B3AJ	17
AWSD-37-375	204	B3RRE	36
AWSD-37-500	204	B3RRPC	36
AWSD-50-375	204	B3RRR	36
AWSD-50-450	204	B444-1/4	109
AWSD-50-550	204	B444-3/8	109
AWSD-50-700	204	B444-5/16	109
AWSD-62-475	204	B4RRE	36
		B4RRPC	36

Catalog No.	Page	Catalog No.	Page
B4RRR	36	BA17	85
B601-62	187	BA18	85
BA		BA20	85
BA-2-16	89	BA28	79
BA-2-16-7	89	BA28B	144
BA-2-16-7-BN	89	BA28B	181
BA-2-16-7-W	89	BA311	91
BA-2-16-7-WBN	89	BA311-W2	91
BA-2-16-BN	89	BA311-W6	91
BA-2-16-W	89	BA40	84
BA-2-16-WBN	89	BA5-4T	76
BA-2-9	90	BA50	81
BA-2-9-7	90	BA50-OB-24	82
BA-2-9-7-BN	90	BA50-OB-34	82
BA-2-9-BN	90	BA50-SB-24	82
BA-2-9-W	90	BA50-SB-34	82
BA-2-9-WBN	90	BA50A	82
BA-21	88	BA50C3T	81
BA-21D	88	BA50C4T	81
BA-4-16	88	BA50CAN	81
BA-4-16-24	88	BA50D	81
BA-4-16-32	88	BA50DCAN	81
BA-4-16-48	88	BA50E	81
BA-4-16-H	87	BA50F	83
BA-4-16-H1	87	BAX-4-16	87
BA-4-16-W	88	BAX-4-16-24	87
BA-4-9	90	BAX-4-16-32	87
BA-4-9-W	90	BAX-4-16-48	87
BA-4-WN	88	BB	
BA-SFC	92, 93	BB-18	34
BA-SFC-CF	92, 93	BB1	19
BA-SFC-CFS	92, 93	BB10	151
BA-SFC-E	92, 93	BB10-2	151
BA-SFC-S	92, 93	BB10-3	151
BA1	86	BB10-4	151
BA1-24	86	BB10L	152
BA1-32	86	BB10P	152
BA1-9	86	BB12	20
BA1-95	86	BB12-6	20
BA1-T	86	BB15	154
BA1-T-BN	86	BB15	35
BA12	80	BB2-16T	28
BA12-12	80	BB2-24T	28
BA12-20	80	BB20	151
BA12-30	80	BB20L	152
BA14	75	BB27	80
BA15	75	BB2TCT-050	29
BA15W	75	BB2TCT-075	29

Index

Catalog No.	Page	Catalog No.	Page
BB cont'd.		BB70E	25
BB2TCT-100	29	BB716-104DA-1-X-X	15
BB2TPC-038	29	BB716-104DA-2-X-X	15
BB2TPC-050	29	BB716-204DA-1-X-X	15
BB2TPC-075	29	BB716-204DA-2-X-X	15
BB2TPC-100	29	BB716-AJ4DA-1-X-X	15
BB2TSC	28	BB716-AJ4DA-2-X-X	15
BB2TSC-1104DA	13	BB716-RR4DA-1-X-X	15
BB2TSC-1204DA	13	BB716-RR5DA-2-X-X	15
BB2TSC-1AJ4DA	13	BB73	27
BB2TSC-1RR4DA	13	BB74	27
BB2TSC-2104DA	13	BB76	27
BB2TSC-2204DA	13	BB7AP	30
BB2TSC-2AJ4DA	13	BB8-16	31
BB2TSC-2RR5DA	13	BB8-24	31
BB32	23	BB816-104DA-1-X-X	14
BB33	23	BB816-104DA-2-X-X	14
BB33L	23	BB816-204DA-1-X-X	14
BB38	43	BB816-204DA-2-X-X	14
BB38D	43	BB816-AJ4DA-1-X-X	14
BB4-23	24	BB816-AJ4DA-2-X-X	14
BB4-23D	24	BB816-RR4DA-1-X-X	14
BB4-4	24	BB816-RR5DA-2-X-X	14
BB4-4D	24	BB9	20
BB4-6	24	BBF15	33
BB4-6D	24	BBF15C	33
BB40-08	153	BBF18	33
BB40-08	35	BBF18C	33
BB40-10	153	BBF24	33
BB40-10	35	BBF24C	33
BB40-12	153	BBFC	33
BB40-12	35	BBFS-18	32
BB45-08	153		
BB45-08	35	BC	
BB45-10	153	BC1	110
BB45-10	35	BC442	108
BB45-12	153	BC442-6	108
BB45-12	35	BCH-HB21	171
BB7-16	30	BCH-HB64	171
BB7-24	30	BCH-HBA	171
BB70	25	BCH12	155
BB70-358-1104DA	16	BCH12-A28	166
BB70-358-1204DA	16	BCH12-C1	162
BB70-358-1AJ4DA	16	BCH12-C2	162
BB70-358-1RR4DA	16	BCH12-C442	161
BB70-358-2104DA	16	BCH12-C442A	161
BB70-358-2204DA	16	BCH12-E-2-4	159
BB70-358-2AJ4DA	16	BCH12-E-5-8	159
BB70-358-2RR5DA	16	BCH12-E-9-12	159

Catalog No.	Page	Catalog No.	Page
BC cont'd.		BCH32-5S	170
BCH12-F3	164	BCH32-6S	170
BCH12-F4	164	BCH32-A28	166
BCH12-G-8-12	167	BCH32-C1	162
BCH12-L1410	167	BCH32-C2	162
BCH12-PNA	137	BCH32-C442	161
BCH12-RB	158	BCH32-C442A	161
BCH12-SC4	163	BCH32-E-2-4	159
BCH12-U-2-4	160	BCH32-E-5-8	159
BCH12-U-5-8	160	BCH32-E-9-12	159
BCH12-U-9-12	160	BCH32-F3	164
BCH12-W2	165	BCH32-F4	164
BCH12-W6	165	BCH32-G-8-12	167
BCH21	155	BCH32-L1410	167
BCH21-1D	168	BCH32-PNA	137
BCH21-2D	168	BCH32-RB	158
BCH21-2S	169	BCH32-SC4	163
BCH21-3S	169	BCH32-U-2-4	160
BCH21-4S	170	BCH32-U-5-8	160
BCH21-5S	170	BCH32-U-9-12	160
BCH21-6S	170	BCH32-W2	165
BCH21-A28	166	BCH32-W6	165
BCH21-AB	158	BCH32X	157
BCH21-C1	162	BCH64	155
BCH21-C2	162	BCH64-1D	168
BCH21-C442	161	BCH64-2D	168
BCH21-C442A	161	BCH64-2S	169
BCH21-E-2-4	159	BCH64-3S	169
BCH21-E-5-8	159	BCH64-4S	170
BCH21-E-9-12	159	BCH64-AB	158
BCH21-F3	164	BCH64-C1	162
BCH21-F4	164	BCH64-C2	162
BCH21-G-8-12	167	BCH64-C442	161
BCH21-L1410	167	BCH64-C442A	161
BCH21-PNA	137	BCH64-F3	164
BCH21-RB	158	BCH64-F4	164
BCH21-SC4	163	BCH64-G-8-12	167
BCH21-U-2-4	160	BCH64-L1410	167
BCH21-U-5-8	160	BCH64-PNA	137
BCH21-U-9-12	160	BCH64-RB	158
BCH21-W2	165	BCH64-SC4	163
BCH21-W6	165	BCH64-U-2-4	160
BCH21X	157	BCH64-U-5-8	160
BCH32	155	BCH64-U-9-12	160
BCH32-1D	168	BCH64X	157
BCH32-2D	168	BCHK1	172
BCH32-2S	169	BCHK2	172
BCH32-3S	169	BCHK3	172
BCH32-4S	170	BCHR21	154

Index

Catalog No.	Page	Catalog No.	Page
BC cont'd.			
BCHR32	154	BF13	122
BCHR64	154	BF2	132
BCS-12	66	BF2-CT2	178
BCS-12AS	66	BF3	128
BCS-12C	66	BF4	124
BCS-16	66	BFA-1215	65
BCS-16AS	66	BFA-1520	65
BCS-16C	66		
BCS-18	66	BG	
BCS-18C	66	BG-16	46
BCS-20	66	BG-16-4T	46
BCS-20C	66	BG-16-A5	76
BCS-8	66	BG-16-B1	19
BCS-8C	66	BG-16-B5	22
		BG-16-C1	111
		BG-16-C2	110
BD		BG-16-E-2-4	97
BD2	144	BG-16-E-2-4-AS	105
BD2	181	BG-16-E-5-8	97
BD4	144	BG-16-E-5-8-AS	105
BD4	181	BG-16-E-9-12	97
BD40	180	BG-16-E-9-12-AS	105
BDH1	140	BG-16-F1	134
BDH2	140	BG-16-F13	122
BDH3	140	BG-16-F2	134
		BG-16-G-16	48
BE		BG-16-G-20	48
BE-1-2	95	BG-16-G-24	48
BE-2-4	95	BG-16-G-32	48
BE-2-4-CT2	178	BG-16-G-6	48
BE-5-8	95	BG-16-G-8-12	48, 54
BE-5-8-CT2	178	BG-16-U-2-4	103
BE-9-12	95	BG-16-U-2-4-AS	105
BE-9-12-CT2	178	BG-16-U-5-8	103
BES-12	66	BG-16-U-5-8-AS	105
BES-12C	66	BG-16-U-9-12	103
BES-16	66	BG-16-U-9-12-AS	105
BES-16C	66	BG-16-W2	58
BES-8	66	BG-16-W6	58
BES-8C	66	BG-20	46
		BG-20-4T	46
BF		BG-20-B5	22
BF1	132	BG-20-C1	111
BF1-40	21	BG-20-C2	110
BF1-56	21	BG-20-E-2-4	97
BF1-64	21	BG-20-E-5-8	97
BF1-96	21	BG-20-E-9-12	97
BF1-CT2	178	BG-20-F13	122
BF12	122	BG-20-U-2-4	103

Catalog No.	Page	Catalog No.	Page
BG cont'd.		BG-8-12-E-5-8	97
BG-20-U-5-8	103	BG-8-12-E-5-8-AS	105
BG-20-U-9-12	103	BG-8-12-E-9-12	97
BG-24	46	BG-8-12-E-9-12-AS	105
BG-24-4T	46	BG-8-12-F1	134
BG-24-C1	111	BG-8-12-F13	122
BG-24-C2	110	BG-8-12-F2	134
BG-24-E-2-4	97	BG-8-12-G20	54
BG-24-E-5-8	97	BG-8-12-G24	54
BG-24-E-9-12	97	BG-8-12-G32	54
BG-24-U-2-4	103	BG-8-12-G6	54
BG-24-U-5-8	103	BG-8-12-G812	54
BG-24-U-9-12	103	BG-8-12-H7	37
BG-32	46	BG-8-12-U-2-4	103
BG-32-4T	46	BG-8-12-U-2-4-AS	105
BG-32-C1	111	BG-8-12-U-5-8	103
BG-32-C2	110	BG-8-12-U-5-8-AS	105
BG-32-E-2-4	97	BG-8-12-U-9-12	103
BG-32-E-5-8	97	BG-8-12-U-9-12-AS	105
BG-32-E-9-12	97	BG-8-12-W2	58
BG-32-U-2-4	103	BG-8-12-W6	58
BG-32-U-5-8	103	BG16-DH	140
BG-32-U-9-12	103	BG16-PNA	138
BG-6	46	BG16-S18	68
BG-6-4T	46	BG16-S18-DH	140
BG-6-A5	76	BG16-S18-DH-MC3	140
BG-6-B1	19	BG16-S18-MC3	68
BG-6-B5	22	BG16-S18-U24	115
BG-6-E-2-4	97	BG16-S18-U24-MC3	115
BG-6-E-5-8	97	BG16-S18-U58	115
BG-6-E-9-12	97	BG16-S18-U58-MC3	115
BG-6-F1	134	BG16-S18-W2	69
BG-6-F13	122	BG16-S18-W2-MC3	69
BG-6-F2	134	BG16-S18-W6	69
BG-6-H7	37	BG16-S18-W6-MC3	69
BG-6-U-2-4	103	BG16-S18S	68
BG-6-U-5-8	103	BG16-S18S-MC3	68
BG-6-U-9-12	103	BG20-DH	140
BG-8-12	46	BG24-DH	140
BG-8-12-4T	46	BG6-DH	140
BG-8-12-A5	76	BG6-PNA	138
BG-8-12-B1	19	BG6-S18	68
BG-8-12-B5	22	BG6-S18-DH	140
BG-8-12-C1	111	BG6-S18-DH-MC3	140
BG-8-12-C2	110	BG6-S18-MC3	68
BG-8-12-D3	67	BG6-S18-U24	115
BG-8-12-D4	67	BG6-S18-U24-MC3	115
BG-8-12-E-2-4	97	BG6-S18-U58	115
BG-8-12-E-2-4-AS	105	BG6-S18-U58-MC3	115

Index

Catalog No.	Page	Catalog No.	Page
BG cont'd.		BH1-PNA	137
BG6-S18-W2	69	BH10	182
BG6-S18-W2-MC3	69	BH11	143
BG6-S18-W6	69	BH12	143
BG6-S18-W6-MC3	69	BH15	182
BG6-S18S	68	BH16	182
BG6-S18S-MC3	68	BH2	145
BG6-SC4	136	BH2-E-2-4	120
BG8-12-PNA	138	BH2-E-5-8	120
BG812-DH	140	BH2-E-9-12	120
BG812-S18	68	BH2-F1	133
BG812-S18-DH	140	BH2-F12	123
BG812-S18-DH-MC3	140	BH2-F2	133
BG812-S18-MC3	68	BH2-F3	129
BG812-S18-U24	115	BH2-F4	125
BG812-S18-U24-MC3	115	BH2-H7	141
BG812-S18-U58	115	BH2-H8	142
BG812-S18-U58-MC3	115	BH2-PNA	137
BG812-S18-W2	69	BH4	145
BG812-S18-W2-MC3	69	BH4-E-2-4	121
BG812-S18-W6	69	BH4-E-2-4-AS	104
BG812-S18-W6-MC3	69	BH4-E-5-8	121
BG812-S18S	68	BH4-E-5-8-AS	104
BG812-S18S-MC3	68	BH4-E-9-12	121
BG812-SC4	136	BH4-E-9-12-AS	104
BH		BH4-F1	133
BH-1-2-R	119	BH4-F12	123
BH-2-4	119	BH4-F2	133
BH-2-4-R	119	BH4-F3	129
BH-5-8	119	BH4-F4	125
BH-5-8-R	119	BH4-H7	141
BH-9-12	119	BH4-H8	142
BH-9-12-R	119	BH4-PNA	138
BH-F12	119	BH4-SC4	135
BH-F12-R	119	BH5	145
BH-H7	119	BH5-E-2-4	121
BH-PNA	137	BH5-E-5-8	121
BH1	145	BH5-E-9-12	121
BH1-E-2-4	120	BH5-F1	133
BH1-E-5-8	120	BH5-F12	123
BH1-E-9-12	120	BH5-F2	133
BH1-F1	132	BH5-F3	129
BH1-F12	123	BH5-F4	125
BH1-F2	132	BH5-H7	141
BH1-F3	129	BH5-H8	142
BH1-F4	125	BH5-PNA	138
BH1-H7	141	BH6	145
BH1-H8	142	BH6-E-2-4	121
		BH6-E-2-4-AS	104

Catalog No.	Page	Catalog No.	Page
BH cont'd.		BL050	51
BH6-E-5-8	121	BL050SS6	51
BH6-E-5-8-AS	104	BL075	51
BH6-E-9-12	121	BL075SS6	51
BH6-E-9-12-AS	104	BL1	148
BH6-F1	133	BL100	51
BH6-F12	123	BL100SS6	51
BH6-F2	133	BL125	51
BH6-F3	129	BL125SS6	51
BH6-F4	125	BL1400	52
BH6-H7	141	BL1400-C442	108
BH6-H8	142	BL1400-DH	140
BH6-PNA	138	BL1400-PNA	138
BH6-SC4	135	BL1400-SC4	136
BH7	145	BL1400-SS4	53
BH7-6	145	BL1410	52
BH8	145	BL1410-C442	108
BH8-6	145	BL1410-DH	140
BH9	182	BL1410-L1400	55
BH9-10	182	BL1410-L1410	55
BHE-1-2	119	BL1410-L1420	55
		BL1410-L1425	55
		BL1410-L1430	55
		BL1410-L1440	55
		BL1410-L1450	55
		BL1410-L1460	55
		BL1410-L1470	55
		BL1410-L1480	55
		BL1410-PNA	138
		BL1410-SC4	136
		BL1410-SS4	53
		BL1420	52
		BL1420-C442	108
		BL1420-DH	140
		BL1420-PNA	138
		BL1420-SC4	136
		BL1420-SS4	53
		BL1425	52
		BL1425-C442	108
		BL1425-DH	140
		BL1425-SS4	53
		BL1430	52
		BL1430-C442	108
		BL1430-DH	140
		BL1430-SS4	53
		BL1440	52
		BL1440-C442	108
		BL1440-SS4	53
		BL1450	52
BK			
BKA Series	186		
BKB Series	186		
BKC100	183		
BKC200	183		
BKCC	187		
BKCP	187		
BKF100-4	185		
BKF100-6	185		
BKH Series	186		
BKL Series	186		
BKP10063	184		
BKP10094	184		
BKP20125	184		
BKP20188	184		
BKT Series	186		
BKW063	184		
BKW094	184		
BKW125	184		
BKW188	184		
BKYH Series	186		
BKYT Series	186		
BL			
BL-24-2	147		
BL-24-4	147		
BL-24-4C	147		

Index

Catalog No.	Page	Catalog No.	Page
BL cont'd.		BP	
BL1450-C442	108	BP-12	47
BL1450-SS4	53	BP-12-4T	47
BL1460	52	BP-12-A28	79
BL1460-SS4	53	BP-12-A5	76
BL1470	52	BP-12-B1	19
BL1470-SS4	53	BP-12-B5	22
BL1480	52	BP-12-C1	111
BL1480-SS4	53	BP-12-C2	111
BL1490	52	BP-12-D3	67
BL1490-SS4	53	BP-12-D4	67
BL150	51	BP-12-E-2-4	96
BL150SS6	51	BP-12-E-5-8	96
BL2	148	BP-12-E-9-12	96
BL200	51	BP-12-F13	122
BL200SS6	51	BP-12-H7	37
BL250	51	BP-12-P-12	48
BL250SS6	51	BP-12-P-16	48
BL3-12	149	BP-12-U-2-4	102
BL3-16	149	BP-12-U-5-8	102
BL3-20	149	BP-12-U-9-12	102
BL3-8	149	BP-12-W2	59
BL300	51	BP-12-W6	59
BL300SS6	51	BP-16	47
BL350	51	BP-16-4T	47
BL350SS6	51	BP-16-A28	79
BL400	51	BP-16-A5	76
BL400SS6	51	BP-16-B1	19
BLCD12	177	BP-16-B5	22
BLCD12BL	177	BP-16-C1	111
BLCD12RD	177	BP-16-C2	111
BLCD8	177	BP-16-D4	67
BLCD8BL	177	BP-16-E-2-4	96
BLCD8RD	177	BP-16-E-5-8	96
		BP-16-E-9-12	96
		BP-16-F13	122
BM.		BP-16-P-16	48
BM1	44	BP-16-U-2-4	102
BM1M	44	BP-16-U-5-8	102
BM2	44	BP-16-U-9-12	102
BM3	42	BP-16-W2	59
BM3M	42	BP-16-W6	59
BM5	181	BP-8	47
BMB1	34	BP-8-4T	47
		BP-8-A28	79
BN		BP-8-A5	76
BN-4	180	BP-8-B1	19
BN-6	180	BP-8-B5	22
BN1	180	BP-8-C1	111

Catalog No.	Page	Catalog No.	Page
BP cont'd.		BP8-S18-U58	116
BP-8-C2	111	BP8-S18-U58-MC3	116
BP-8-D3	67	BP8-S18-W2	71
BP-8-D4	67	BP8-S18-W2-MC3	71
BP-8-E-2-4	96	BP8-S18-W6	71
BP-8-E-5-8	96	BP8-S18-W6-MC3	71
BP-8-E-9-12	96	BP8-S18S	70
BP-8-F13	122	BP8-S18S-MC3	70
BP-8-H7	37	BP8-SC4	136
BP-8-P-12	48	BPC-12	49
BP-8-P-16	48	BPC-16	49
BP-8-P-8	48	BPC-20	49
BP-8-U-2-4	102	BPC-24	49
BP-8-U-5-8	102	BPC-32	49
BP-8-U-9-12	102	BPC-40	49
BP-8-W2	59	BPC-48	49
BP-8-W6	59	BPC-56	49
BP12-PNA	138	BPC-64	49
BP12-S18	70	BPC-8	49
BP12-S18-MC3	70	BPNA	137
BP12-S18-U24	116		
BP12-S18-U24-MC3	116	BR	
BP12-S18-U58	116	BR-12-T	173
BP12-S18-U58-MC3	116	BR-16-3W	173
BP12-S18-W2	71	BR-20-4T	173
BP12-S18-W2-MC3	71	BR-20-T	173
BP12-S18-W6	71	BR-24-4W	173
BP12-S18-W6-MC3	71	BR-32-4T	173
BP12-S18S	70	BR-32-4T-A6	176
BP12-S18S-MC3	70	BR-32-4T-C1	176
BP12-SC4	136	BR-32-4T-U-2-4	175
BP16-PNA	138	BR-32-4T-U-5-8	175
BP16-S18	70	BR-32-4T-U-9-12	175
BP16-S18-MC3	70	BR-32-4T-W2	175
BP16-S18-U24	116	BR-32-4W	173
BP16-S18-U24-MC3	116	BR-32-T	173
BP16-S18-U58	116	BR-64-4T	173
BP16-S18-U58-MC3	116	BR-8-T	173
BP16-S18-W2	71	BRAJ	17
BP16-S18-W2-MC3	71	BRC1	41
BP16-S18-W6	71	BRC2	41
BP16-S18-W6-MC3	71	BRC3	61
BP16-S18S	70	BRC3-E-2-4	114
BP16-S18S-MC3	70	BRC3-E-5-8	114
BP8-PNA	138	BRC3-E-9-12	114
BP8-S18	70	BRC3-F1	134
BP8-S18-MC3	70	BRC3-F2	134
BP8-S18-U24	116	BRC3-W2	61
BP8-S18-U24-MC3	116	BRC3-W6	61

Index

Catalog No.	Page	Catalog No.	Page
BR cont'd.			
BRC4	40	BRC53-S18-U58	117
BRC5-1	62	BRC53-S18-W2	73
BRC5-2	62	BRC53-S18-W6	73
BRC5-3	62	BRC53-S18S	72
BRC51-C2	113	BRC53-SC4	136
BRC51-C442	107	BRC53-U24	101
BRC51-E12	99	BRC53-U58	101
BRC51-E24	99	BRC53-U912	101
BRC51-E58	99	BRC53-W2	63
BRC51-E912	99	BRC53-W6	63
BRC51-F3	131	BRC6M	39
BRC51-F4	127	BRC6M-1	39
BRC51-S18	72	BRCJ	39
BRC51-S18-U24	117	BRS-32	174
BRC51-S18-U58	117	BRS-32A	174
BRC51-S18-W2	73	BRS-64A	174
BRC51-S18-W6	73		
BRC51-S18S	72	BS	
BRC51-SC4	136	BSC4	135
BRC51-U24	101		
BRC51-U58	101	BU	
BRC51-U912	101	BU-2-4	100
BRC51-W2	63	BU-2-4-S	100
BRC51-W6	63	BU-2-4-S-AS	104
BRC52-C2	113	BU-5-8	100
BRC52-C442	107	BU-5-8-S	100
BRC52-E12	99	BU-5-8-S-AS	104
BRC52-E24	99	BU-9-12	100
BRC52-E58	99	BU-9-12-S	100
BRC52-E912	99	BU-9-12-S-AS	104
BRC52-F3	131		
BRC52-F4	127	BW	
BRC52-SC4	136	BW-12	57
BRC52-U24	101	BW-16	57
BRC52-U58	101	BW-20	57
BRC52-U912	101	BW-8	56, 57
BRC52-W2	63	BW2	56
BRC52-W6	63	BW2-CT2	178
BRC53-C2	113	BW2S	56
BRC53-C442	107	BW4	56
BRC53-E12	99	BW6	56
BRC53-E24	99	BW6-CT2	178
BRC53-E58	99	BW6S	56
BRC53-E912	99	BWHS-9	188
BRC53-F3	131	BWHS-9	29
BRC53-F4	127	BWHS-9D	188
BRC53-S18	72	BWHS-9D	29
BRC53-S18-U24	117		

Catalog No.	Page	Catalog No.	Page
BX		BXL-2530	65
BX-18	60	BXL-67	65
BX-8	60	BXL-89	65
BX-8B	60	BXM-1011	65
BX2	64	BXM-1214	65
BX24	64	BXM-1519	65
BX4	38	BXM-2024	65
BX4-C1	112	BXM-2530	65
BX4-C2	112	BXM-67	65
BX4-E-2-4	98	BXM-89	65
BX4-E-5-8	98	BXS-1011	65
BX4-E-9-12	98	BXS-1214	65
BX4-F13	123	BXS-1519	65
BX4-F3	130	BXS-2024	65
BX4-F4	126	BXS-2530	65
BX4-H7	37	BXS-67	65
BX4-PNA	138		
BX4-U-2-4	106	C	
BX4-U-5-8	106	CH32-AB	158
BX4-U-9-12	106	L	
BX4-W2	60	L-32-4	147
BX4-W6	60	M	
BX4M	38	MSQN1/4	188
BX4M-A28	79	S	
BX4M-C1	112	SHHMS 1/4 x 1/2	188
BX4M-C2	112	SRHMS 1/4 x 3/8	80
BX4M-E-2-4	98	X	
BX4M-E-5-8	98	XS-89	65
BX4M-E-9-12	98		
BX4M-F13	123		
BX4M-F3	130		
BX4M-F4	126		
BX4M-H7	37		
BX4M-PNA	138		
BX4M-SC4	136		
BX4M-U-2-4	106		
BX4M-U-5-8	106		
BX4M-U-9-12	106		
BX4M-W2	60		
BX4M-W6	60		
BX4MD	38		
BX5	43		
BX6	64		
BX82	41		
BX9	64		
BXL-1011	65		
BXL-1214	65		
BXL-1519	65		
BXL-2024	65		

Cross Reference Data

Top 100 Caddy®† to B-Line series fastener cross reference

Caddy No.	Eaton No.
SCH6B	B1506S
SCH8B	B1508S
SCH12	B1512
SCH12B	B1512S
SCH16B	B1516S
SCH20B	B1520S
AMR1224SG	B1AJ-1
AMR1224SG	B1AJ-2
AMR1024DG	B2AJ
IDS	BA1
512	BA12
515	BA15
4G16	BA-4-16
512HD	BA50
512A	BA50A
512HDEEP	BA50D
512HDFM70	BA50F
MP1	BB10
MPLS	BB10L
MP1S	BB15
TSGB16	BB2-16T (NEW)
TSGB24	BB2-24T (NEW)
TSGLDR1	BB2CL
TSGLDR1	BB2TSC
TSGLDR1	BB2TSC
CS812	BB38
CS812D	BB38D
H23	BB4-23
H4	BB4-4
H6	BB4-6
TSRBS1625	BB7-16
TSRBS1625	BB7-24
RBS16	BB8-16
RBS24	BB8-24
FMBS18	BBF18 18" FLOOR BRACKET
BC	BC1
CAT12HP	BCH12
CAT12HP24	BCH12-U-2-4
CAT12HP4Z34	BCH12-W2
CAT21HP	BCH21
CAT21HP4Z34	BCH21-W2
CAT32HP	BCH32
CAT32HPPAFAB6	BCH32-AB
CAT32HPBCB	BCH32-C2
CAT32HPAB	BCH32-RB
CAT32HP24	BCH32-U-2-4
CAT32HP4Z34	BCH32-W2
CAT64HP	BCH64
CAT64HPPAFAB6	BCH64-AB
CAT64HPAB	BCH64-RB

Top 100 Caddy^{®†} to B-Line series fastener cross reference

Caddy No.	Eaton No.
CAT64HP4Z34	BCH64-W2
740	BD40
CPNAM	BDH1
4H24	BE-2-4
4H58	BE-5-8
16M24SM	BG-16-E-2-4
16MB18A	BG16-S18
16M24	BG-16-U-2-4
812M	BG-8-12
812MF	BG-8-12-B5
812MCPNAM	BG812-DH
812M24SM	BG-8-12-E-2-4
812M58SM	BG-8-12-E-5-8
812MB18	BG812-S18
812MB18CPNAM	BG812-S18-DH
812MB18S	BG812-S18S
812MB18	BG812-S18-W2
812M24	BG-8-12-U-2-4
812M58	BG-8-12-U-5-8
MSR24	BH-2-4-R
4TIB	BH4-H7
SLLC250	BKC200
CD0B	BL1400
CD0BCPNAM	BL1400-DH
CD1B	BL1410
CD1BCPNAM	BL1410-DH
CD2B	BL1420
CD2BCPNAM	BL1420-DH
12P24SM	BP-12-E-2-4
12P24	BP-12-U-2-4
SK125I	BPC-12
SK165I	BPC-16
4BRT20	BR-20-4T
4BRT32	BR-32-4T
2BRT32	BR-32-T
MCS100	BRC5-2
CER4	BRC6M
CJ6	BRCJ
M24	BU-2-4
M24S	BU-2-4-S
K12	BW-12
K16	BW-16
4Z34	BW2
KX	BW4
K8	BW-8
SMS8	BWHS-9D
MAC2	BX4M
MAC224	BX4M-U-2-4
781	BX82
449	BX9

Cross Reference Data

Top Orbit^{®†} to B-Line series fastener cross reference

Orbit No.	Eaton No.
BHT-1A	BA50A
BHA-16	BB2-16T (NEW)
BHA-24	BB2-24T (NEW)
MBBH-16	BB8-16
ABS-6	BB12
BCHS-10	BG6-S18
BCHS-10	BG6-S18-MC3
BCHS-6	BG6-S18-W2
BCHS-6	BG6-S18-W6-MC3
BCHS-6	BG6-S18-W2-MC3
JC-12 (ft)	BH9
SH-2	BH10
FH-E	BH16
FH-S	BH15
ST-50	BPC-8
ST-75	BPC-12
ST-100	BPC-16
ST-125	BPC-20
ST-150	BPC-24
ST-200	BPC-32
ST-250	BPC-40
ST-300	BPC-56
ST-350	BPC-64
ST-400	B1508S
STS-50	B1512S
STS-75	B1516S
STS-100	B1520S
STS-125	B1524S
STS-150	B1532S
STS-200	B1534S
STS-250	B1540S
STS-300	B1548S
STS-350	B1556S
STS-400	B1564S
PH-50B	BL1410
PH-75B	BL1420
PH-100B	BL1425
PH-125B	BL1430
PH-150B	BL1440
PH-200B	BL1450
PH-250B	BL1460
PH-300B	BL1470
PH-350B	BL1480
PH-400B	BL1490
PH-105B	BL1425
SBS	BB33L

Eaton reserves the right to make changes to the specifications, materials, equipment, prices, or the availability of products at any time without prior notice. While every effort has been made to assure the accuracy of information contained in this catalog at the time of publication, we cannot accept responsibility for inaccuracies resulting from undetected errors or omissions.

U.S. Customer Service Center is staffed Monday through Friday from 7 a.m. to 5:00 p.m. Central Standard Time.

For more information, visit
Eaton.com/fasteners

Eaton
509 West Monroe Street
Highland, IL 62249
United States
Phone: (800) 851-7415

Eaton
5925 McLaughlin Road
Mississauga, ON L5R 1B8
Canada
Phone: (800) 569-3660

Eaton
1000 Eaton Boulevard
Cleveland, OH 44122
United States
Eaton.com

B-Line Division
509 West Monroe Street
Highland, IL 62249
Phone: 800-851-7415
Eaton.com/b-lineseries

© 2018 Eaton
All Rights Reserved
Printed in USA
Publication No. CA306002EN
March 2018 BLF 35M



Powering Business Worldwide

Eaton is a registered trademark
All other trademarks are property
of their respective owners

B-LINE SERIES

Fasteners BLF-18

Spring steel
fasteners



EATON

Powering Business Worldwide

We make what



EATON

Powering Business Worldwide



matters work.*



At Eaton, we believe that power is a fundamental part of just about everything people do. That's why we're dedicated to helping our customers find new ways to manage electrical, hydraulic and mechanical power more efficiently, safely and sustainably. To improve people's lives, the communities where we live and work, and the planet our future generations depend upon. Because this is what really matters. And we're here to make sure it works.

To learn more go to: [Eaton.com/whatmatters](https://www.eaton.com/whatmatters)

We make what matters work.

The support you rely on.

Improving efficiency during installation with maximum return on investment.

An application is only as strong as its support systems. It's not only important to have reliable power, but determining how that power is distributed – whether in commercial, industrial or data center applications – is critical for efficiency. We continue to be the brand for systems that effectively protect, connect and enclose engineered facility subsystems, keeping your processes running and costs down. From cable tray systems and strut systems to spring steel fastener solutions, the B-Line series business is focused on innovative solutions.

Within this Spring Steel Fastener catalog, you will find several innovative, time-saving solutions that help drive your bottom line.















- BB2T Series telescoping box mounting bracket with increased rigidity, new box mounting depths and accessories. For more information, visit Eaton.com/BB2.
- J-Hook color ID system that help verify cables are running in their correct, designated pathways. For more information, visit Eaton.com/color-id.
- BB8 Series box mounting bracket with integrated cable containment for lower installed costs. For more information, visit Eaton.com/BB816.
- Rapid Ring™ self-adjusting pre-fab ring that installs in as little as 15 seconds. For more information, visit Eaton.com/rapidring.
- KwikWire™ hanging system and accessories that help save time during installation. For more information, visit Eaton.com/kwikwire.

For NEC, TIA, EIA requirements go to <https://catalog.nfpa.org/NEC-Online-C3776.aspx>

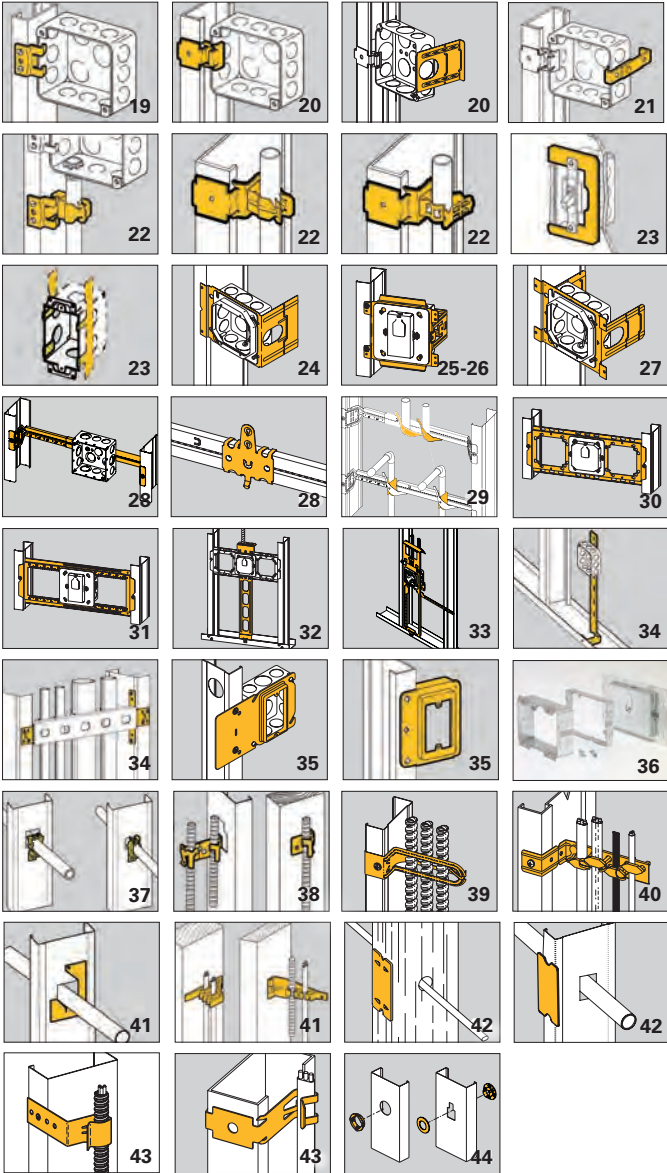
B-Line Division
United States
509 West Monroe Street
Highland, IL 62249
United States
Phone: (800) 851-7415

B-Line Division
Canada
5925 McLaughlin Road
Mississauga, ON L5R 1B8
Canada
Phone: (800) 569-3660

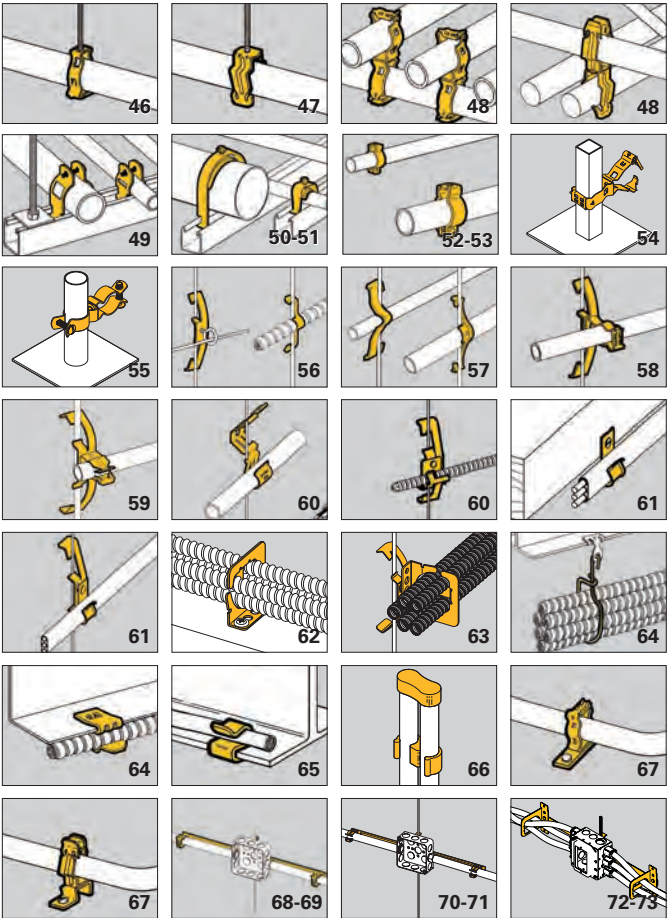
Table of contents

Introduction	1	
Pictorial Index	3-9	
Part Numbering Guide	10	
Technical Data / Materials	11-12	
Ruff-IN Pre-Fab	13-17	
Wall Studs	18-44	
Conduit & Cable	45-73	
Acoustical Tee	74-93	
Beams	94-117	
Hangers	118-145	
Lathers Channel	146-149	
Communication & Low Voltage	150-178	
Accessories	179-188	
Anchors	189-222	
Reference Data	223-230	
Alphanumeric Index	231-244	
Cross References	245-247	

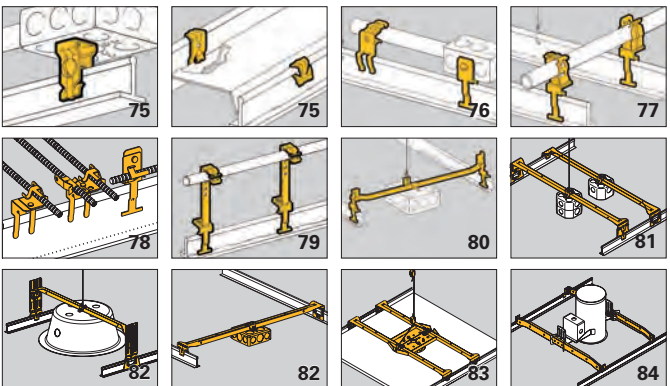
Wall Studs



Conduit & Cable

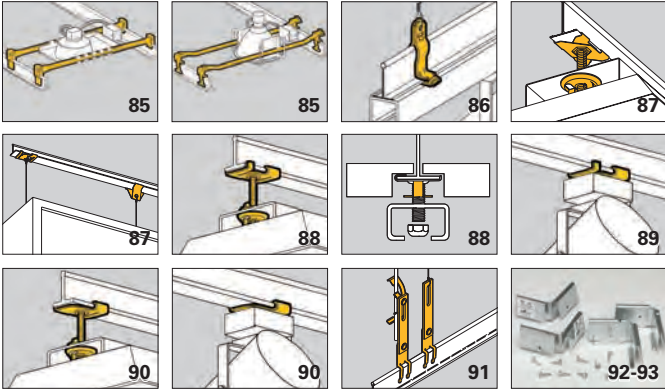


Acoustical Tee

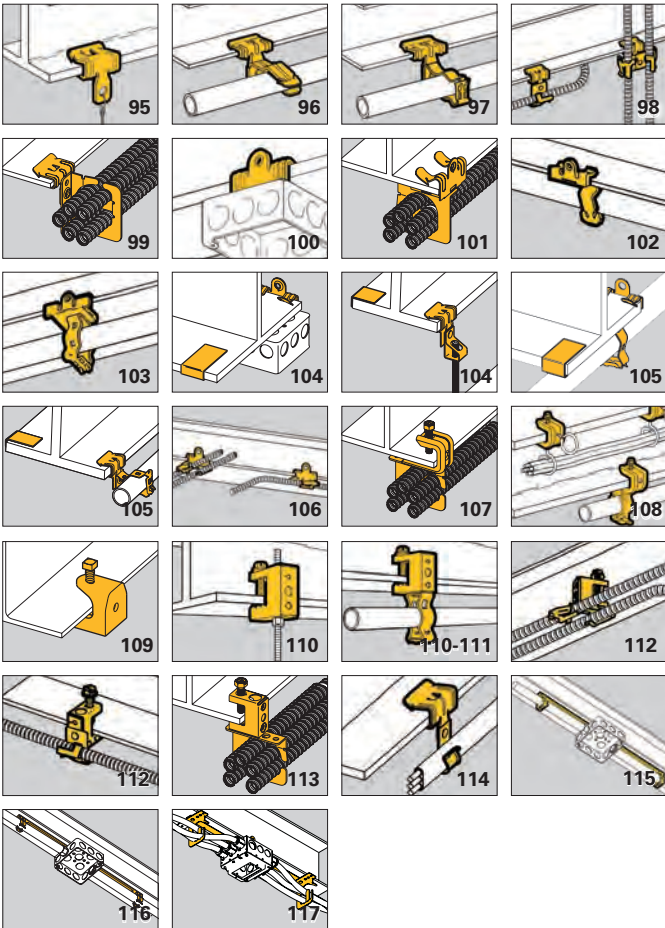


Pictorial index

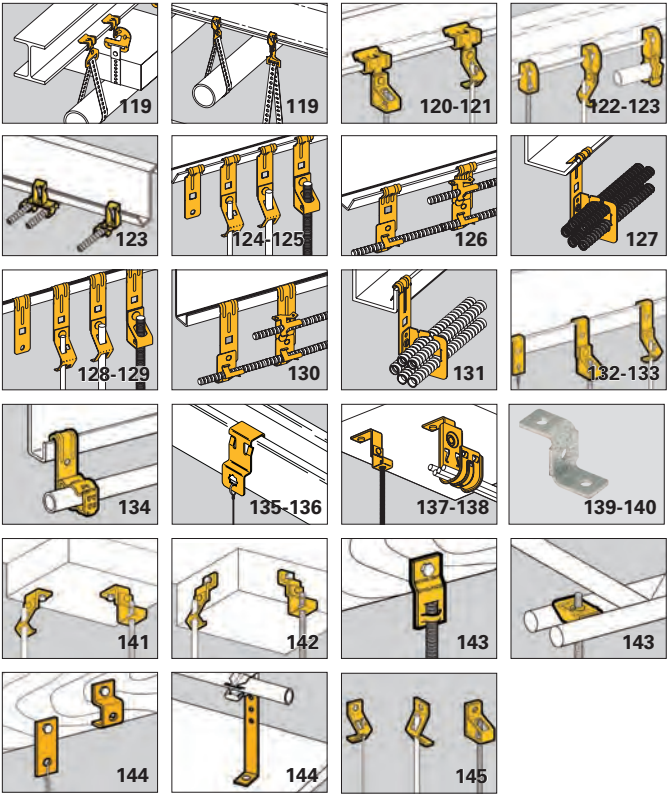
Acoustical Tee



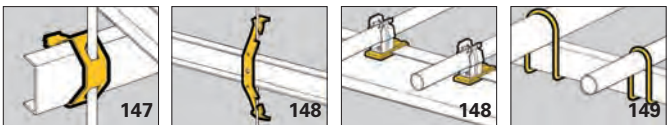
Beams



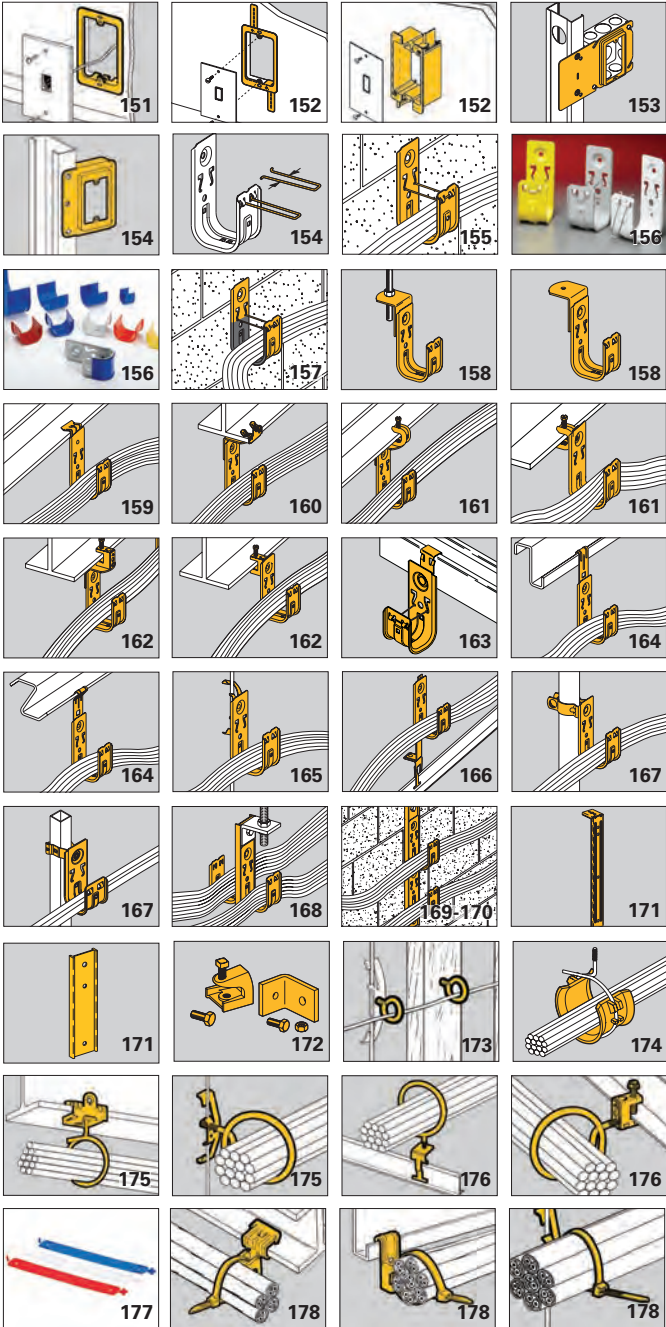
Hangers



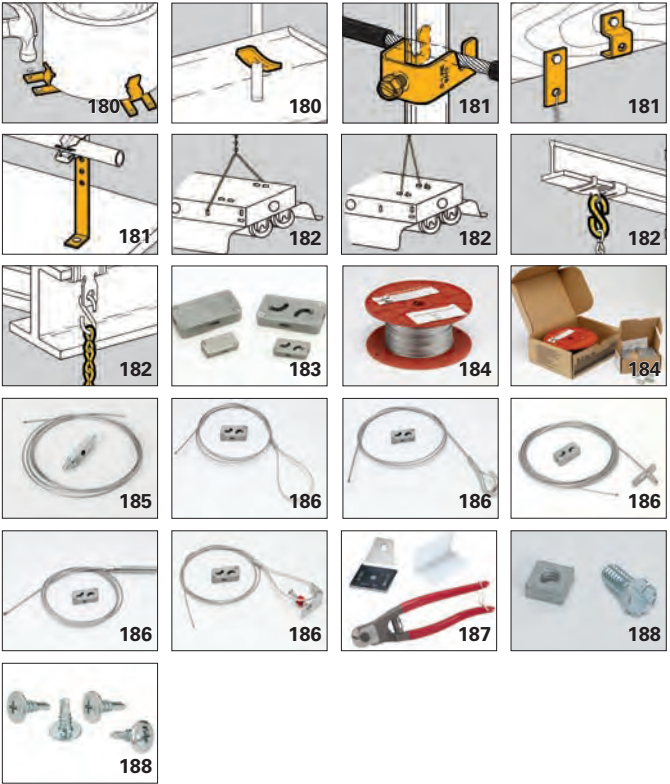
Lathers Channel




Communication & Low Voltage




Accessories



Ruff-IN Pre-Fab



Anchors



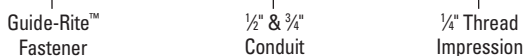
This part numbering guide can be used to quickly translate our part numbers into meaningful data.

BG - 8-12 - 4T

Family	Size	Suffix
A Series - Anchors	Based on 16th	AS - Anchor Strap
* B Series - Pipe Strap	of an inch	BL - Equipment Blue
BA - Acoustical Tee Component	1 - 1/16"	BN - Brass Nut
BB - Box Attachment	2 - 1/8"	BR - Brown
BC - Beam Clamp	4 - 1/4"	BW - Bright White
* BCH - Cable Hook	5 - 5/16"	CW - Computer White
* BCS/BES - Conduit Spacer	6 - 3/8"	D - Deep Box
BD - Deck Attachment	8 - 1/2"	FB - Flat Black
* BE - Edge Attachment	9 - 9/16"	GR - Green
BF - Flange Attachment	12 - 3/4"	H - Hanger
* BG - Guide-Rite™ Fastener	16 - 1"	LH - Less Hardware
BH - Hanger Attachment	20 - 1 1/4"	LN - Less Nut
BK - KwikWire™ System	24 - 1 1/2"	LS - Less Stud
BL - Conduit Hangers (mini's)	32 - 2"	OR - Orange
BM - Miscellaneous	64 - 4"	R - Right Angle
BN - Push Nuts		RR - Regal Red
* BP - Push Type Fasteners		S - Stud
* BPC - Break Apart Straps		T - Threaded
* BR - Bridle Rings		TG - Telco Gray
BRC - Cable Fastener		W - White
* BRS - Bridle Ring Saddle		WBN - White /Brass Nut
BT - Installation Tools		WN - Wing Nut
* BU - Universal Beam Attachment		YL - Safety Yellow
BW - Bat Wing Fastener		4T - 1/4" Thread Imp.
BX - FMC Support		

* The data in the size column only applies to these product families.

BG - 8-12 - 4T



Materials

Steel	Specification
High Carbon Cold Rolled	ASTM A684, AISI 1055
Electrolytic Zinc Coated	ASTM A591
Pre-Galvanized	ASTM A653

Steel

B-Line series spring steel fasteners are manufactured from spheroidized annealed high carbon cold rolled steel (ASTM A684, AISI 1055). Mild steel fasteners are manufactured from electrolytic zinc coated steel (ASTM A591) or pre-galvanized steel (ASTM A563).

Electrolytic zinc coated and pre-galvanized steel is produced by coating coils of sheet steel with zinc at the mills. These coils are then slit to size and fabricated into B-Line series products.

Heat Treatment

B-Line series spring steel fasteners are heat treated to make the steel hard and give the parts their spring quality and strength. The hardness for a given fastener depends on the required load carrying capacity and the application.

Load Data

The design load ratings for B-Line series fasteners are specified in this catalog as static load capacity or ultimate static load capacity. By definition, the listed static load capacity has a safety factor of three (3.0), the listed ultimate static load capacity has no safety factor. In either case, these stated loads are not to be exceeded, and loads should be applied only as depicted in the catalog and/or instruction sheets. The load capacity of a fastener having more than one component is equal to the load capacity of the lowest rated component.

Fasteners having no load ratings are designed for proper placement of boxes, conduit, etc., and not for supporting loads.

B-Line series fasteners are designed for use with support members (e.g.: angle iron, bar joists, beams, columns, flanges, purlins, wire, rod) that comply with the applicable AISI standards and threaded rod that complies with the applicable AISI standards.

Quality Assurance

We have an established Q.C. program in which raw material and finished products are sampled, inspected and tested by certified inspectors to assure that all applicable standards are met. Our fasteners are manufactured in controlled lots and each part is identified by a lot number stamped into the part. This number allows us to track each step of the manufacturing process including raw material, die set-up, heat treating, and finishing. Samples are tested to verify correct hardness, corrosion resistance and load carrying capacity.

Finish	Specification
Zinc-Phosphate	MIL-P-16232 Type Z
Electro-galvanized Zinc	ASTM B633
Pre-Galvanized Zinc	ASTM A653, G90
Gloss White Paint	Acrylic Enamel

Zinc Phosphate

B-Line series spring steel fasteners receive a coating* of sealant impregnated zinc phosphate. This type of coating was commercially developed by industry to inhibit oxidation of ferrous metals for up to 72 hours in a specified salt fog atmosphere. As applied to its fasteners, B-Line series rates this coating for 30 hours when salt fog tested per ASTM B-117.

Although rust resistant, B-Line series fasteners should be used only indoors and in non-corrosive environments.

Unless otherwise noted, the standard finish for our spring steel fasteners is Zinc Phosphate.

*At least 1000 milligrams of zinc phosphate per square foot.

Paint

Some standard fasteners have a gloss white acrylic enamel applied over the zinc phosphate finish for an enhanced appearance that compliments white ceiling grids.

Electro-Galvanized Zinc

Electro-galvanized zinc (also known as zinc plated or electroplated) is the process by which a coating of zinc is deposited on the steel by electrolysis from a bath of zinc salts.

The coating is pure zinc and is mechanically bonded to the steel. A maximum of .5 mils of zinc can be applied by this method.

When exposed to air and moisture, zinc forms a tough, adherent, protective film consisting of a mixture of zinc oxides, hydroxides, and carbonates. This film is in itself a barrier coating which slows subsequent corrosive attack of the zinc.

This coating is usually recommended for indoor use in relatively dry areas.

Pre-Galvanized Zinc

Pre-Galvanized steel is produced by coating coils of sheet steel with zinc by continuously rolling the material through molten zinc at the mills. This is also known as mill galvanized or hot-dip mill galvanized. These coils are then slit to size and fabricated into B-Line series products.

The G60 specification calls for a coating of .90 ounces of zinc per square foot on each side of the sheet.

During fabrication, cut edges and welded areas are not normally zinc coated; however, the zinc near the uncoated metal becomes a sacrificial anode to protect the bare areas after a short period of time.

Pre-Galvanized steel is recommended for indoor use in dry areas.

⚠ CAUTION *Do not use Eaton B-Line series fasteners outdoors or in corrosive environments. Proper application of each fastener is shown in this catalog and on the installation sheet inside each carton. Failure due to improper installation may cause harm to personnel and/or property. Allowable loads shown apply to the fastener only and do not account for the structure, which supports the fastener. Flanges, wires and rods used with these fasteners must meet A.I.S.I. standards. To improve personal safety on the jobsite, always observe all federal and local safety regulations: wear gloves, safety glasses and a hard hat.*

Ruff-IN Pre-Fab

Ruff-IN™ product offering continues to expand with product and assembly options. For the latest additions, visit: Eaton.com/ruff-in

BB2TSC Series

- Box assembly comes with box mounting clip attached
- BB2TSC boxes can be field mounted, in the proper location, to telescoping brackets by snapping the box mounting clip (on the back of the box assembly) over the installed bracket
- Telescoping brackets can be purchased separately

BB2TSC-1104DA



BB2TSC-2104DA



BB2TSC-1204DA




BB2TSC-2204DA



BB2TSC-1AJ4DA



BB2TSC-2AJ4DA



BB2TSC-1RR4DA



BB2TSC-2RR5DA




BB2TSC Series

- Increased strength and rigidity help withstand the stress of drywall installation
- Assemblies shipped with box installed on left side of bracket, as shown below, unless otherwise specified

BB816-104DA-1-X-X




BB816-104DA-2-X-X




BB816-204DA-1-X-X




BB816-204DA-2-X-X



BB816-AJ4DA-1-X-X



BB816-AJ4DA-2-X-X



BB816-RR4DA-1-X-X



BB816-RR5DA-2-X-X




BB716 Series

- Increased strength and rigidity help withstand the stress of drywall installation
- Assemblies shipped with box installed on left side of bracket, as shown below, unless otherwise specified.
- Assemblies include BB7AP alignment plate for easy adjustment of box location

BB716-104DA-1-X-X




BB716-104DA-2-X-X




BB716-204DA-1-X-X




BB716-204DA-2-X-X



BB716-AJ4DA-1-X-X



BB716-AJ4DA-2-X-X



BB716-RR4DA-1-X-X



BB716-RR5DA-2-X-X




BB700 Series

- Interlocking wrap-around design provides extra rigidity
- Bracket pre-assembled at 3⁵/₈", back tabs can be folded out for 4", purchase BB70E

as add on for 5¹/₂" and 6" stud spacing options

- Multiple brackets may be ganged together

BB70-358-1104DA




BB70-358-2104DA



BB70-358-1204DA



BB70-358-2204DA




BB70-358-1AJ4DA



BB70-358-2AJ4DA



BB70-358-1RR4DA



BB70-358-2RR5DA




Adjustable plaster rings

- Adjustable plaster ring can be used with 4" square, 2½" deep boxes and fits a range of drywall thicknesses
- Plaster ring can be adjusted after sheet rock, mud, or tile is installed without removing the wiring devices
- Helps reduce labor and requirements for multiple products of varying wall thicknesses




B1AJ



B2AJ





B3AJ



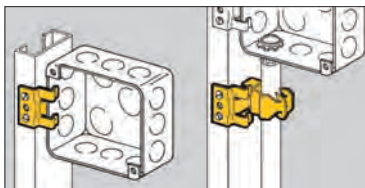
BRAJ



UPC/Part Number	Catalog Number	Description	Depth	Box Qty.
799038 75321	B1AJ-1	One Device Adjustable Ring	5/8" - 1¼"	25
782051 49200	B1AJ-2	One Device Adjustable Ring	¾" - 1½"	25
782051 49201	B2AJ	Two Device Adjustable Ring	5/8" - 1½"	25
782051 53426	B3AJ	Three Device Adjustable Ring	¾" - 1½"	25
782051 53427	BRAJ	Round Device Adjustable Ring	¾" - 1½"	25



Wall studs



- Attaches with screws to metal studs.
- BB1 supports electrical box.
- BG series features Guide-Rite™ design.
- BP series features push-type design.

Box To Stud Fastener



UPC/Part Number	Catalog Number	Description	Box Qty.
78101118145	BB1	Electrical Box Support Clip	100

Wall Studs

Guide-Rite Conduit To Stud Fastener



UPC/Part Number	Catalog Number	Conduit Size EMT & Rigid	Box Qty.
78101118420	BG-6-B1 *	3/8"	100
781011 18475	BG-8-12-B1	1/2", 3/4"	100
781011 18555	BG-16-B1	1"	100

Patent #4958792

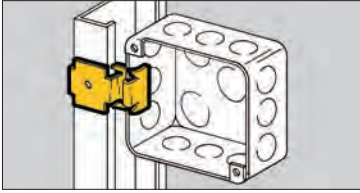
* BG-6 will accept the following range $\varnothing.420 - \varnothing.675$:
14/2 thru 10/4 MC/AC cable and 5/16" or 3/8" flexible conduit

Push Type Conduit To Stud Fastener



UPC/Part Number	Catalog Number	Conduit Size	Box Qty.
781011 19245	BP-8-B1	1/2" EMT	100
781011 19345	BP-12-B1	3/4" EMT, 1/2" IMC, Rigid	100
781011 19440	BP-16-B1	1" EMT, 3/4" IMC, Rigid	100

*Read safety/installation instruction sheets in packages before use.
These products are designed for positioning only. No load rating.*

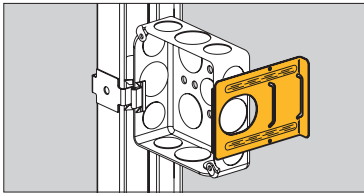


- Attaches electrical boxes (requiring plaster rings) to most metal studs.
- Box mounts flush to back of drywall.
- Simply installed with a hammer.

Box To Stud Fastener



UPC/Part Number	Catalog Number	Description	Box Qty.
78101118270	BB9	Electrical Box Support	100



- Provides far-side support for electrical boxes in 2½" thru 6" studs.
- Cut outs facilitate bending to provide precise installation with greater stability.
- Easily snaps onto box side and is secured in place by plaster ring.

Adjustable Box Stabilizers



BB12

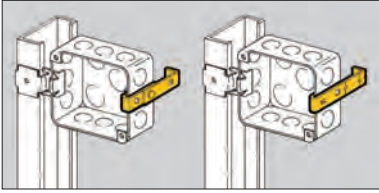


BB12-6

UPC/Part Number	Catalog Number	Metal Stud Size	Box Qty.
78101192876	BB12	2½" thru 4"	100
78101192879	BB12-6	6"	100

Read safety/installation instruction sheets in packages before use. These products are designed for positioning only. No load rating.

Wall studs



- Provides far-side support for electrical boxes.
- See BB12 Series (page 20) for a better solution.

Box Stabilizer

Wall Studs



BF1-96



BF1-64



BF1-56

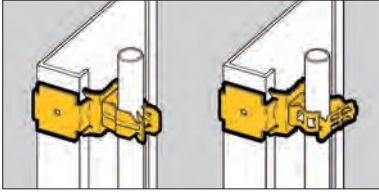


BF1-40



UPC/Part Number	Catalog Number	Metal Stud Size	Box Qty.
78101118320	BF1-40	2½"	100
78101118325	BF1-56	3½"	100
78101118330	BF1-64	4"	100
78101118335	BF1-96	6"	100

Read safety/installation instruction sheets in packages before use. These products are designed for positioning only. No load rating.



- Attaches conduit to most metal studs.
- BG Series features Guide-Rite™ design.
- BP Series feature push-type design.

Guide-Rite Conduit To Stud Fastener



UPC/Part Number	Catalog Number	Conduit Size EMT & Rigid	Box Qty.
78101118425	BG-6-B5 *	3/8" or BX	100
78101118480	BG-8-12-B5	1/2", 3/4"	100
78101118560	BG-16-B5	1"	100
78101118645	BG-20-B5	1 1/4"	50

Patent #4958792

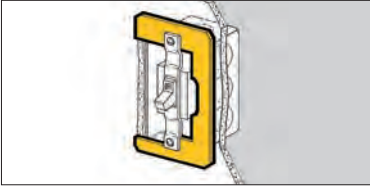
* BG-6 will accept the following range $\varnothing.420 - \varnothing.675$:
14/2 thru 10/4 MC/AC cable and 5/16" or 3/8" flexible conduit

Push Type Conduit To Stud Fastener



UPC/Part Number	Catalog Number	Conduit Size	Box Qty.
78101119250	BP-8-B5	1/2" EMT	100
78101119350	BP-12-B5	3/4" EMT, 1/2" IMC, Rigid	100
78101119445	BP-16-B5	1" EMT, 3/4" IMC, Rigid	100

Wall studs



Retainer Level

- BB32 adds rigidity to devices in oversize wall openings.
- Holds wiring device firmly in drywall.
- Can be used with switches, receptacles, GFCIs and decorator devices.
- Ideal for positioning devices in pre-fab installations.
- Finish: Pre-Galvanized.




UPC/Part Number	Catalog Number	Description	Box Qty.
78101118215	BB32	Adds Rigidity to Oversize Wall Openings	100

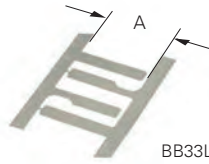


- Attaches electrical boxes to finished drywall.
- Box is completely supported by drywall.
- Prevents box from pulling out of wall.
- Finish: Pre-Galvanized.

Box Support



BB33

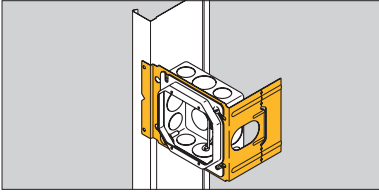


BB33L



UPC/Part Number	Catalog Number	Description	Length A	Box Qty.
78101101138	BB33	Box Support	1½"	100 pr.
78101104936	BB33L	Long Leg Box Support	2½"	100


Read safety/installation instruction sheets in packages before use. These products are designed for positioning only. No load rating.



Box Support Brackets



- Improved far-side support stands up during drywall installation and out performs competitor brackets.
- Supports 4" or 4¹/₁₆" square boxes.
- Brackets may be piggy-backed in series.
- Finish: Pre-Galvanized.
- Contact factory for pre-fab box assemblies.




BB4-23



BB4-4



BB4-6



BB4-23D



BB4-4D

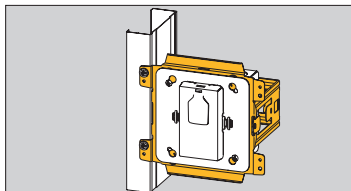


BB4-6D

UPC/Part Number	Catalog Number	Metal Stud Size	Box Qty.
78101118190	BB4-23	3 ⁵ / ₈ ", 2 ¹ / ₂ "	100
78101118200	BB4-4	4", 3 ⁵ / ₈ ", 2 ¹ / ₂ "	100
78101118202	BB4-6	6", 5 ¹ / ₂ ", 3 ⁵ / ₈ ", 2 ¹ / ₂ "	100
79903848375	BB4-23D	3 ⁵ / ₈ ", 2 ¹ / ₂ "	50
79903848376	BB4-4D	4", 3 ⁵ / ₈ ", 2 ¹ / ₂ "	50
79903848377	BB4-6D	6", 5 ¹ / ₂ ", 3 ⁵ / ₈ ", 2 ¹ / ₂ "	50

Read safety/installation instruction sheets in packages before use. These products are designed for positioning only. No load rating.

Wall studs



Box Support Brackets


- Interlocking wrap-around design provides extra rigidity.
- Supports most standard 1-gang and 2-gang US and Canadian boxes and/or plaster rings 4" SQ., 4¹/₁₆" SQ., and 5" SQ. on either side of the stud.



- Adjustable for varying stud depths (2½" to 6").
- Compatible with 1-gang and 2-gang Rapid Ring™ and adjustable plaster rings.
- Integral mounting tabs for attaching plaster rings.
- Multiple brackets may be ganged together.
- Contact factory for pre-fab box assemblies.
- Finish: Pre-Galvanized.

U.S. Patents 9,444,236 & 9,780,545

BB70



BB70E*
(Sold separately,
must be used with
BB70)



See following page for various product information.

UPC/Part Number	Catalog Number	Metal Stud Size	Box Qty.
79903856399	BB70	2½" - 4"	50
79903856400	BB70E*	5½" - 6"	50

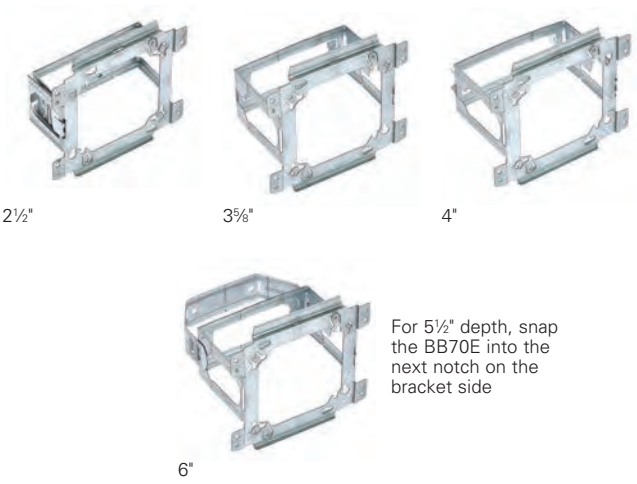
* Must be used with BB70.



Can be used with
BBFS-18 (floor stand)
See page 32.

*Read safety/installation instruction sheets in packages before use.
These products are designed for positioning only. No load rating.*

Bend For Various Depths

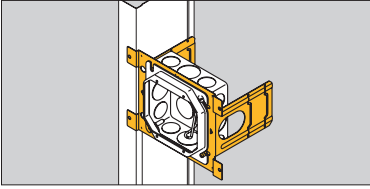


Bending Bracket for 3 5/8" depth



Read safety/installation instruction sheets in packages before use. These products are designed for positioning only. No load rating.

Wall studs




Double-Sided Box Support Bracket w/ Marty-Mouse Ears



- Double-side box support, designed for Pre-Fab. Unit can be installed on either side of stud without repositioning box or devices.
- Patented Marty Mouse™ ears feature an innovative keyhole pattern to secure outlet box to bracket with or without the plaster ring.
- Wider box opening accommodates one or two gang adjustable plaster rings (B1AJ & B2AJ).
- Enhanced far-side support stands up during drywall installation and out performs competitor brackets.
- Contact factory for pre-fab box assemblies.
- Finish: Pre-Galvanized.


1. Bracket is shipped with ear tabs in the open position



2. Insert box screws into open slots



3. When plaster ring is installed, the ear tabs are bent down into the closed position



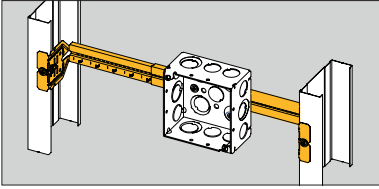
4. With the tabs closed, the box remains secured to the bracket when the plaster ring is removed



UPC/Part Number	Catalog Number	Stud Size	Box Qty.
78205138645	BB73	3 ⁵ / ₈ " , 2 ¹ / ₂ "	50
78205138717	BB74	4" , 3 ⁵ / ₈ " , 2 ¹ / ₂ "	50
78205138759	BB76	6" , 5 ¹ / ₂ " , 3 ⁵ / ₈ " , 2 ¹ / ₂ "	25

Patent # 5595362

Read safety/installation instruction sheets in packages before use. These products are designed for positioning only. No load rating.



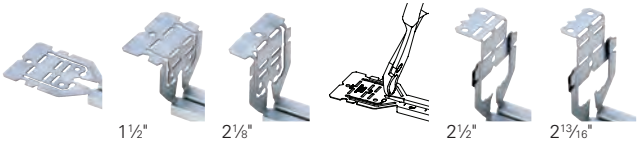
Telescoping Box Mounting Bracket



- Completely adjustable fits a range of stud spacings
- Mounts 1½", 2⅛", 2½", and 2⅜" deep boxes
- Increased rigidity through center groove design
- Only two screws required to mount for 1½" and 2⅛" box depths
- Pre-punched screw holes provide for easy box installation.
- Bar is marked with scale for stud spacing.
- Finish: Pre-Galvanized.

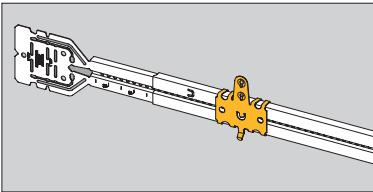


BB2-24T



UPC/Part Number	Catalog Number	Metal Stud Spacing	Box Qty.
79903863001	BB2-16T	11" to 18"	50
79903863002	BB2-24T	15½" to 26"	50

Patent pending.



Box Mounting Clip



- Allows for pre-fabrication of the electrical box prior to installing the box onto the bracket
- Tool-less, simply installs by snapping onto the bracket and requires no hardware to secure
- Contact factory for pre-fab box assemblies.



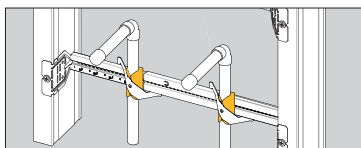
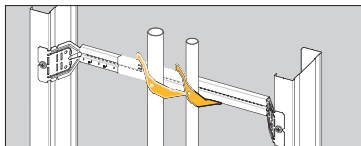
BB2TSC

UPC/Part Number	Catalog Number	Stud Spacing	Box Qty.
79903863003	BB2TSC	Box Mounting Clip	100

Patent pending.

Read safety/installation instruction sheets in packages before use. These products are designed for positioning only. No load rating.

Wall studs



- Pipe/conduit clamps require no hardware to install and help provide support anywhere between the stud
- Copper pipe insulator sleeves help provide protection of differing metals



BB2TPC



BB2TCT

Box Mounting Accessories

UPC/Part Number	Catalog Number	Description	Box Qty.
79903863004	BB2TPC-038	Pipe/Conduit Clamp $\frac{3}{8}$ "	100
79903863005	BB2TPC-050	Pipe/Conduit Clamp $\frac{1}{2}$ "	100
79903863006	BB2TPC-075	Pipe/Conduit Clamp $\frac{3}{4}$ "	100
79903863007	BB2TPC-100	Pipe/Conduit Clamp 1"	100
79903863013	BB2TCT-050	Copper Pipe Insulator Sleeve $\frac{1}{2}$ "	100
79903863015	BB2TCT-075	Copper Pipe Insulator Sleeve $\frac{3}{4}$ "	100
79903863016	BB2TCT-100	Copper Pipe Insulator Sleeve 1"	100

U.S. Patent 9,791,073

Note: Secures to B-Line BB2-16T and BB2-24T telescoping brackets only. For a standard $2\frac{1}{8}$ " deep box, the stud depth must be $3\frac{1}{2}$ " or greater. For a shallow $1\frac{1}{2}$ " deep box, the stud depth must be $2\frac{1}{2}$ " or greater.

Mounting Screws



BWHS-9

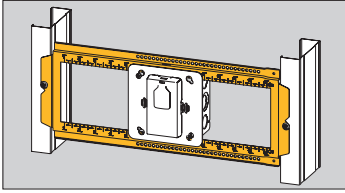


BWHS-9D

UPC/Part Number	Catalog Number	Description	Box Qty.
78101101675	BWHS-9	#8 x $\frac{9}{16}$ " Sheet Metal Screw	1000
78101104925	BWHS-9D	#8 x $\frac{9}{16}$ " Self-Drilling Sheet Metal Screw	1000

Note: BWHS-9 & BWHS-9D can be used with all fasteners requiring attachment with sheet metal screws, except on BB2-16, BB2-16D, BB2-24 & BB2-24D which only BWHS-9 can be used.


Read safety/installation instruction sheets in packages before use. These products are designed for positioning only. No load rating.



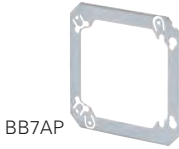
Open Box Mounting Bracket



BB7-24



BB7-16



BB7AP

- Open box support allows for adjustability of box position between studs.
- Supports most US and Canadian boxes and/or plaster rings 4" SQ., 4^{11/16}" SQ., 5" SQ., and multi-gang boxes.
- Fits up to 1½" wide studs 16" to 24" on center.
- Compatible with Rapid Ring™ & adjustable plaster rings.
- Field cut to adjust to non-standard stud spacings.
- Stamped markings at ¼", ½", and 1" increments to allow the installer to easily locate the desired box position.
- Contact factory for pre-fab box assemblies.
- Finish: Pre-Galvanized.

*U.S. patents: 9,444,236 & 9,780,545.
Other patents pending.*

UPC/Part Number	Catalog Number	Description	Box Qty.
79903856401	BB7-16	16" Stud Spacing	25
79903856402	BB7-24	24" Stud Spacing	25
79903859494	BB7AP	Alignment Plate	100

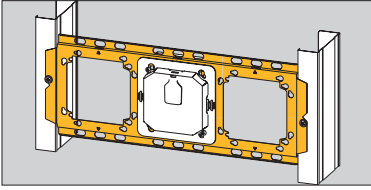
Can be cut on a mark to make shorter length brackets.

Can be used with BBFS-18 (floor stand) See pages 32 & 33.



*Read safety/installation instruction sheets in packages before use.
These products are designed for positioning only. No load rating.*

Wall studs




Box Mounting Bracket



- Increased strength and rigidity to help withstand the stress of drywall installation.
- Supports most US & Canadian boxes and plaster rings 4" SQ. and 4 1/16" SQ.
- Compatible with 1-gang and 2-gang Rapid Ring™ and adjustable plaster rings.
- Contact factory for pre-fab box assemblies.
- Finish: Pre-Galvanized.
U.S. Patent 9,653,899

Wall Studs



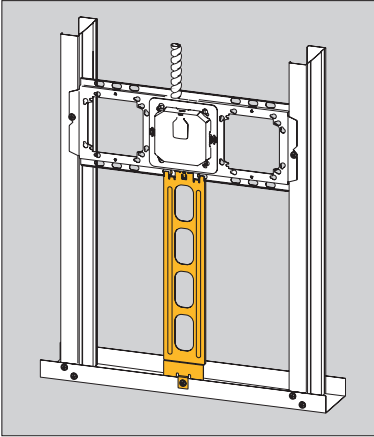
BB8-16



BB8-24

UPC/Part Number	Catalog Number	Description	Box Qty.
78101102898	BB8-16	16" Stud Spacing	25
78101102900	BB8-24	24" Stud Spacing	25

Read safety/installation instruction sheets in packages before use. These products are designed for positioning only. No load rating.



- Bracket accessories require no tools to install.
- BBFS-18 floor stand ensures consistent box height and eliminates need to measure for proper install height.
- Can be used with BB7 (page 30) and BB8 (page 31) brackets.
- Finish: Pre-Galvanized.
U.S. Patent 9,653,899

Box Mounting Bracket Accessories

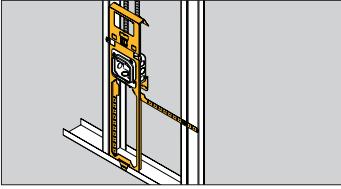
BBFS-18 Installed (Can be used with BB7 or BB8 brackets)




BBFS-18

UPC/Part Number	Catalog Number	Description	Box Qty.
79903851597	BBFS-18	Floor Stand	25

Read safety/installation instruction sheets in packages before use. These products are designed for positioning only. No load rating.



Floor-Mount Box Support



- New BBF floorstand provides the most rigid support in the industry.
- Far-side support accommodates 6", 5½", 3⅝", and 2½" stud depths.
- Fold-out tab built-in to attach floor stand to stud if desired.
- Integral "wings" provide rigid support when floorstand is mounted between studs.
- Optional cable containment clip securely attaches to floorstand without hardware.
- Patented Marty Mouse™ ears enable boxes to be secured in place with or without the plaster rings.
- Finish: Pre-Galvanized.
- Contact factory for pre-fab box assemblies.

UPC/Part Number	Catalog Number	Box Center Height	Box Qty.
78205152944	BBF15	15" Floorstand	25
78205152945	BBF18	18" Floorstand	25
78205152946	BBF24	24" Floorstand	25
78205152947	BBFC	Containment Clip	25
78205152948	BBF15C	15" Floorstand with Cable Clip	25
78205152949	BBF18C	18" Floorstand with Cable Clip	25
78205152950	BBF24C	24" Floorstand with Cable Clip	25

Patent #5595362

Patent #7956285 B2

Read safety/installation instruction sheets in packages before use. These products are designed for positioning only. No load rating.

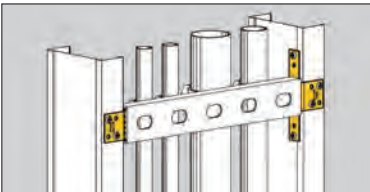


Floor Mounted Box Support



- See BBF Series (page 33) for an alternative solution.
- Provides support for electrical box from floor track or concrete forms.
- 18" length with break-away feature for 12" or 16" box mounting.
- Finish: Pre-Galvanized.

UPC/Part Number	Catalog Number	Description	Box Qty.
78101103623	BB-18	Floor Mounted Box Support	50



Strut Mounting Brackets

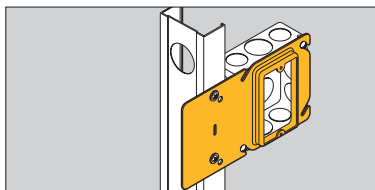


- Attaches 1 $\frac{3}{16}$ " strut, 1 $\frac{1}{2}$ " lathers channel, $\frac{1}{2}$ " EMT or $\frac{3}{4}$ " EMT to metal studs.
- Provides support for vertical runs of conduit.
- Finish: Pre-Galvanized.

UPC/Part Number	Catalog Number	Description	Box Qty.
78101101658	BMB1	Strut Mounting Bracket	25 pr.

Read safety/installation instruction sheets in packages before use. These products are designed for positioning only. No load rating.

Wall studs



- Uni-Mount™ helps provide a secure support for 4" square boxes and features a built-in plaster ring.
- Rigid bracket design eliminates the need for far-side support.
- Enlarged viewing hole makes it easier to find mark lines on the stud.
- Gangable design accepts BB423 bracket to mount boxes on both sides of the stud.
- Contact factory for pre-fab box assemblies.
- Finish: Pre-Galvanized.

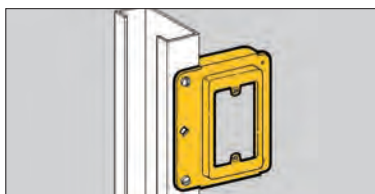
Uni-Mount Box Support/Cover Plate Mounting Bracket

Single Gang
BB40 Series



Double Gang
BB45 Series

UPC/Part Number	Catalog Number	Description	Box Qty.
78205122768	BB40-08	1/2" Raise	50
78205122771	BB40-10	5/8" Raise	50
78205122772	BB40-12	3/4" Raise	50
78205122773	BB45-08	1/2" Raise	50
78205122774	BB45-10	5/8" Raise	50
78205122775	BB45-12	3/4" Raise	50



- Provides attachment base for low voltage outlets.
- Replaces electrical box in Class 2 low voltage installations.
- Can be piggy-backed.
- For 1/2" and 5/8" drywall applications.
- Finish: Pre-Galvanized.

Cover Plate Mounting Bracket




UPC/Part Number	Catalog Number	Description	Box Qty.
78101119873	BB15	Single Gang Stud Bracket	50

Read safety/installation instruction sheets in packages before use.
These products are designed for positioning only. No load rating.


Rapid Ring Self Adjusting Pre-Fab Ring

Rapid Ring™ self-adjusting pre-fab plaster ring can help you win tight bids and beat the profit squeeze with its innovative 4-step installation. This revolutionary pre-fab system installs in as little as 15 seconds per unit, compressing your project schedule, helping cut operational costs and helping reduce onsite waste.

Because the Rapid Ring is a self-adjusting pre-fab ring, you'll never need to adjust a mud ring again. With a simple push of the Rapid Ring, you're flush every time.



1. Remove protective plate.
2. Connect the wiring device.
3. Position the device assembly.
4. Push in the device assembly—and you're done!



For Use With Wiring Device Qty.	Electrical Box ⁵	Box Plate ¹ Cat. No.	Sleeve ^{2,3} Cat. No.	Sleeve Extender ⁴ Cat. No.
1	4" sq.	B1RRP4C	B1RRR	B1RRE
1	4 ¹ / ₁₆ " sq.	B1RRP5C	B1RRR	B1RRE
2	4" sq.	B2RRP4C	B2RRR	B2RRE
2	4 ¹ / ₁₆ " sq.	B2RRP5C	B2RRR	B2RRE
3	3-gang ⁶	B3RRPC	B3RRR	B3RRE
4	4-gang ⁷	B4RRPC	B4RRR	B4RRE
Double Drywall Cover		B1RRC-1.5	B2RRC-1.5	

1. Protective plate included with box plate.
2. Wall thickness range: ½" min. to 1¼" max.
3. Stop plates included with sleeve.

4. Sleeve extender is an optional accessory to extend max. wall thickness range to 2" (order separately, mounting hardware included)

5. Minimum electrical box depth is 2½"

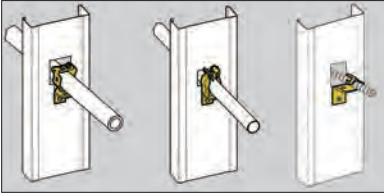
6. Keyhole knockouts allow use on 2-gang electrical box.

7. Keyhole knockouts allow use on 3-gang electrical box.

*Covered by and/or for use under one or more of the following U.S. patents:
8,575,484 8,658,894*

Read safety/installation instruction sheets in packages before use. These products are designed for positioning only. No load rating.

Wall studs



- Supports horizontal runs of conduit, flexible conduit, MC or AC cable through metal studs.
- Attaches easily with a single sheet metal screw.
- Prevents conduit/cable rattling.

Conduit/Cable Supports

Wall Studs



BG-x-H7



BP-x-H7
(Not UL)



BX4-H7

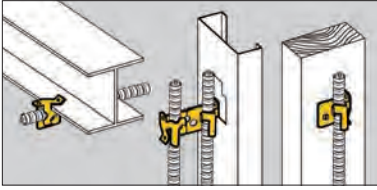


BX4M-H7
(Not UL)

UPC/Part Number	Catalog Number	Conduit/Cable Size	Box Qty.
78101101228	BG-6-H7 *	3/8", MC, AC, or FMC	100
78101110238 Patent #4958792	BG-8-12-H7	1/2" or 3/4"	100
78101101227	BP-8-H7	1/2" EMT	100
78101101226	BP-12-H7	3/4" EMT 1/2" IMC, Rigid	100
78101101200	BX4-H7	MC, AC, or FMC	100
78101101205	BX4M-H7	MC, AC, or FMC	100

* BG-6 will accept the following range Ø.420 - Ø.675:
14/2 thru 10/4 MC/AC cable and 5/16" or 3/8" flexible conduit

Read safety/installation instruction sheets in packages before use.
These products are designed for positioning only. No load rating.



Flexible Conduit/ Cable Fasteners



BX4



BX4M



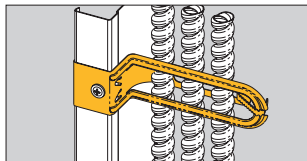
BX4MD

- Attaches MC, AC, sizes 14/2 through 10/3 or 3/8" FMC to studs or flanges up to 3/16" thick.
- Snaps into place on metal stud openings or may be screwed to metal or wood studs.
- BX4M may be snapped in half to make two BX4's.
- Allows cables to be positioned a minimum of 1 1/4" from face of stud as required by NEC Article 300.4(D).

UPC/Part Number	Catalog Number	Description	Box Qty.
78101101079	BX4	Single Runs	100
78101101080	BX4M	Double Runs	100
78101101224	BX4MD	Up to 4 Runs	100

Read safety/installation instruction sheets in packages before use. These products are designed for positioning only. No load rating.

Wall studs



Cable Support

- Unique one-piece design ensures cables are positioned 1¼" from the face of the stud.
- Push mounted for stud positioning.
- Securely attaches to stud using only 1 screw (50% less than other designs).
- Push mount design prevents part from twisting while installing screw.
- Supports more runs of MC cable than competition (up to 6 runs).
- Rigid product with stiffening ribs and more material than competitive offerings.
- Zip tie locking tab allows trouble-free securing of cables.
- Use BRC6M-1 for wider stud applications and for wood studs.

UPC/Part Number	Catalog Number	Stud Size	Box Qty.
79903843761	BRC6M	1¼"	50
79903843762	BRC6M-1	All	50

Note: Canadian applications are limited to wood studs only. See cable capacity in bottom chart.



BRCJ



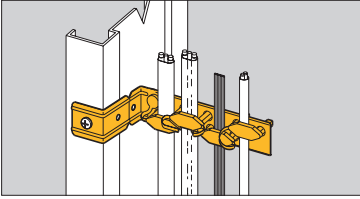
- Ensures cables are positioned 1¼" from the face of the stud.

UPC/Part Number	Catalog Number	Stud Size	Box Qty.
79903862843	BRCJ	All	100

Cable Type	Cable Size	Cable Capacity	
		BRC6M	BRCJ
Non-Metallic (NM)	14/2, 14/3, 12/2, 12/3, 10/2, 10/3, 8/2 w/grnd.	8	6
	8/3, 6/2 w/grnd.	6	4
Metal Clad (MC)	14/2, 14/3, 14/4, 12/2, 12/3, 12/4, 10/2 w/grnd.	6	4
	10/3, 10/4 w/grnd.	5	4
Armored (AC)	14/2, 14/3, 14/4, 12/2, 12/3, 12/4, 10/2 w/grnd.	6	4
	10/3, 10/4 w/grnd.	5	4
Flexible	5/16"	6	4
Conduit (BX)	3/8"	5	4

The quantity of cables shown in the chart is the maximum. Fewer cables can be supported. Diameters are based on data from a leading cable manufacturer (may vary slightly). Diameters of some NM cables refer to the widest dimension of a flat cable. NA = Not applicable

Read safety/installation instruction sheets in packages before use. These products are designed for positioning only. No load rating.



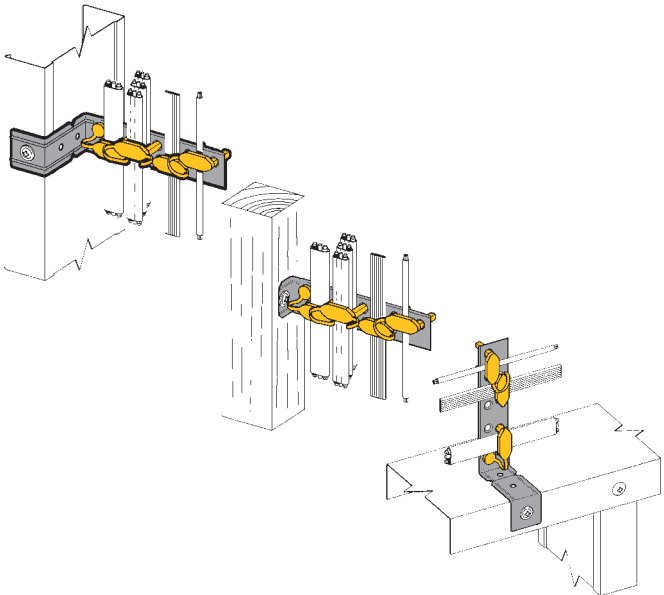
Staple-Lok Multi-Purpose Cable Support



- Individual plastic staples grip cable and reduce slipping.
- Secures up through #10 type NM cable.
- Supports AC, MC or FMC cable up to 1/2" O.D.
- Staple-Lok™ break-apart feature allows installation on studs and furring strips.
- Allows cables to be positioned a minimum of 1 1/4" from face of stud as required by NEC Article 300.4(D).

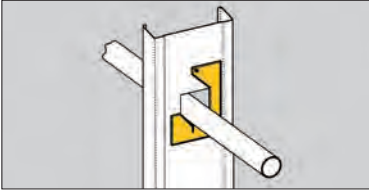
UPC/Part Number	Catalog Number	Cable Size	Box Qty.
78101103587	BRC4	Up to .500" O.D.	100

Patent #5587555



*Read safety/installation instruction sheets in packages before use.
These products are designed for positioning only. No load rating.*

Wall studs

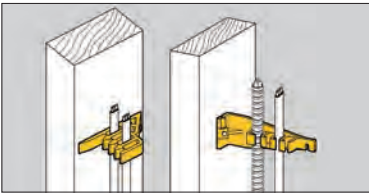


- Allows conduit, MC, AC, or FMC to be pulled through metal studs.
- Provides support for horizontal runs of conduit or cable through metal stud.
- Prevents rattling of conduit/cable.
- Finish: Pre-Galvanized.

Conduit/Cable Supports



UPC/Part Number	Catalog Number	Conduit/Cable Size	Box Qty.
78101101657	BX82	Up to 1"	100



- Attaches Type NM cables to wood studs.
- Can be used to support computer, CATV, telephone, security and instrumentation cables.
- Provided with nail inserted.
- Allows cables to be positioned a minimum of 1 1/4" from face of stud as required by NEC Article 300.4(D).

Cable Fasteners



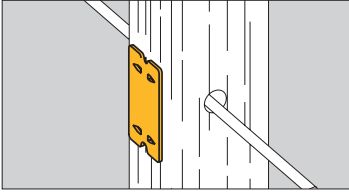
BRC1



BRC2

UPC/Part Number	Catalog Number	Description	Box Qty.
78101102941	BRC1	Wood Stud Cable Fastener	50
78101102941	BRC2	Furring Strip Cable Fastener	50

Read safety/installation instruction sheets in packages before use. These products are designed for positioning only. No load rating.

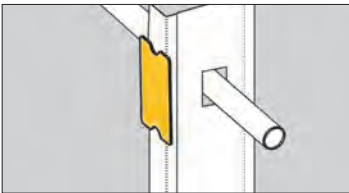


- Protects cable, plastic pipe and copper tubing from screw or nail penetration.
- Easily installed with a hammer.
- Complies with NEC Article 300-4.

Nail Plates For Wood Studs




UPC/Part Number	Catalog Number	Description	Box Qty.
78101104927	BM3	Nail Plate	100



- Protects cable, plastic pipe and copper tubing from screw or nail penetration.
- Comes with industrial grade double stick tape on back for easy installation on stud.
- Complies with NEC Article 300-4.

Nail Plates For Metal Studs

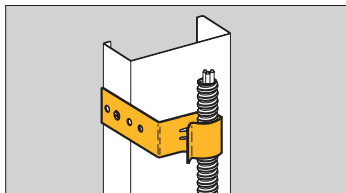


Just Peel Tape and Stick To Stud

UPC/Part Number	Catalog Number	Description	Box Qty.
78101126251	BM3M	Nail Plate	100

Read safety/installation instruction sheets in packages before use. These products are designed for positioning only. No load rating.

Wall studs



Conduit Support

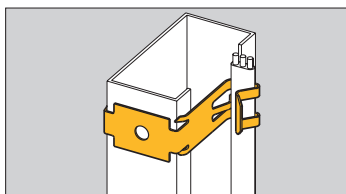


- Larger capacity: Redesigned BB38D attaches 1/2" to 1" EMT or flexible conduit to metal or wood studs.
- BB38 attaches MC/AC cable, 1/2" & 3/4" EMT to metal or wood studs.
- Eliminates the need for offset bending of conduit.
- Aligns conduit with standard box knockouts.

BB38

BB38D

UPC/Part Number	Catalog Number	Box Depth	Box Qty.
78101104265	BB38	1 1/2"	100
78101195244	BB38D	2 1/8"	100



Flexible Conduit/ Cable Fasteners

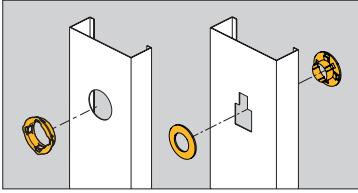


- Secures Romex® sizes 14/2 w/ground thru 12/3 w/ground, MC/AC sizes 14/2 thru 12/3 to metal or wood studs.
- Allows cables to be positioned a minimum of 1 1/4" from face of stud as required by NEC Article 300.4(D).

UPC/Part Number	Catalog Number	Description	Box Qty.
78101119755	BX5	Secures Flexible Conduit or Cable to Metal or Wood Studs	100

† All other trademarks are property of their respective owners.

Read safety/installation instruction sheets in packages before use. These products are designed for positioning only. No load rating.



Metal Stud Grommet



- BM1 snaps into standard 1¹¹/₃₂" diameter holes in metal studs from 25 Ga. to 16 Ga.
- BM2 is shipped as one piece and easily separated for installation.
- Universal BM2 provides 360° protection. Fits all factory punched metal stud holes.
- Protects wire insulation in accordance with NEC Article 300.4(B) (1).



BM1



BM2



UPC/Part Number	Catalog Number	Description	Box Qty.
78101119100	BM1	Plastic Grommet	100
78101119102	BM1M	Plastic Grommet (Bulk Quantity)	100
78101104926	BM2	Universal Plastic Grommet	100

Read safety/installation instruction sheets in packages before use. These products are designed for positioning only. No load rating.

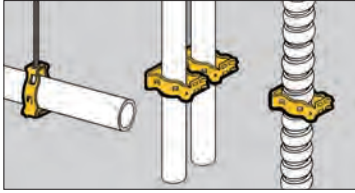
Conduit & cable



Conduit & Cable



*Read safety/installation instruction sheets in packages before use.
These products are designed for positioning only. No load rating.*

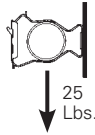


Guide-Rite Conduit Fasteners

- Supports 3/8" to 2" conduit.
- Unique Guide-Rite™ Fastener provides for fast and easy installation with pliers.
- Now available in Dura-Copper™ finish - add DCU to part number.
- Static Load Capacity:
100 Lbs. - Vertical
25 Lbs. - Horizontal



Clearance Hole
For 1/4" Bolt



**Static
Load
Capacity**



UPC/Part Number	Catalog Number	Conduit Size EMT/Rigid	Box Qty.
78101118350	BG-6*	3/8"	100
78101118355	BG-8-12	1/2", 3/4"	100
78101118360	BG-16	1"	100
78101118365	BG-20	1 1/4"	100
78101118360	BG-24	1 1/2"	100
78101118375	BG-32	2"	100



1/4"-20
Thread Impression




UPC/Part Number	Catalog Number	Conduit Size EMT/Rigid	Box Qty.
78101118380	BG-6-4T*	3/8"	100
78101118385	BG-8-12-4T	1/2", 3/4"	100
78101118390	BG-16-4T	1"	100
78101118395	BG-20-4T	1 1/4"	100
78101118400	BG-24-4T	1 1/2"	100
78101118405	BG-32-4T	2"	100

Patent #4958792

* BG-6 and BG-6-4T will accept the following range $\varnothing.420 - \varnothing.675$:
14/2 thru 10/4 MC/AC cable and 5/16" or 3/8" flexible conduit

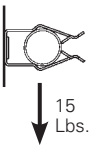
Read safety/installation instruction sheets in packages before use.

Conduit & cable



- Conduit easily snaps into push type fastener for secure support.
- Available with clearance hole for 1/4" bolt or 1/4"-20 thread impression.
- Ultimate Static Load Capacity:
25 Lbs. Vertical
15 Lbs. Horizontal

Push-Type Conduit Fasteners



Ultimate Static Load Capacity



Clearance Hole For 1/4" Bolt


UPC/Part Number	Catalog Number	Conduit Size	Box Qty.
78101119200	BP-8	1/2" EMT	100
78101119205	BP-12	3/4" EMT 1/2" IMC, Rigid	100
78101119210	BP-16	1" EMT 3/4" IMC, Rigid	100



1/4"-20 Thread Impression

UPC/Part Number	Catalog Number	Conduit Size	Box Qty.
78101119215	BP-8-4T	1/2" EMT	100
78101119220	BP-12-4T	3/4" EMT 1/2" IMC, Rigid	100
78101119225	BP-16-4T	1" EMT 3/4" IMC, Rigid	100

Read safety/installation instruction sheets in packages before use.



Guide-Rite Conduit Trapeze Fasteners




- For use with 3/8" to 2" conduit.
- Guide-Rite™ Fastener provides for fast and easy installation with pliers.



- Note: Total load of trapeze must not exceed 100 Lbs.

UPC/Part Number	Catalog Number	Conduit To 1" Trapeze	Box Qty.
78101118615	BG-16-G-6*	3/8"	100
78101118620	BG-16-G-8-12	1/2", 3/4"	100
78101118595	BG-16-G-16	1"	100
78101118600	BG-16-G-20	1 1/4"	50
78101118605	BG-16-G-24	1 1/2"	50
78101118610	BG-16-G-32	2"	50

* BG-16-G-6 will accept the following range Ø.420 - Ø.675: 14/2 thru 10/4 MC/AC cable and 5/16" or 3/8" flexible conduit



Push-Type Conduit To Conduit Fasteners

- An ideal spacer between conduits.
- No installation tools required.




- Ultimate Static Load Capacity: 25 Lbs.

UPC/Part Number	Catalog Number	Conduit Size	Box Qty.
78101118615	BP-8-P-8	1/2" to 1/2"	100
78101118620	BP-8-P-12	1/2" to 3/4"	100
78101118595	BP-8-P-16	1/2" to 1"	100
78101118600	BP-12-P-12	3/4" to 3/4"	100
78101118605	BP-12-P-16	3/4" to 1"	100
78101118610	BP-16-P-16	1" to 1"	100

Note: For rigid conduit with BP series, use next size larger fastener (1/2" Rigid use BP-12).

Read safety/installation instruction sheets in packages before use.

Conduit & cable



Break-Apart Conduit Clamps



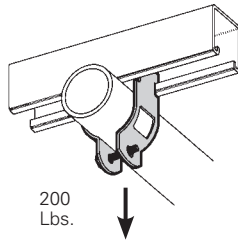
BPC-8 thru BPC-32



BPC-40 thru BPC-64

- Patented Multi-Grip design fits Rigid, IMC or EMT conduit.
- Convenient break-apart clamp features retained bolt and $\frac{5}{16}$ " thread impression to eliminate handling of nuts and bolts.
- Finish: Pre-Galvanized.
- Static Load Capacity: 200 lbs.
- Recommended torque: 35 in-lbs.

Static Load Capacity



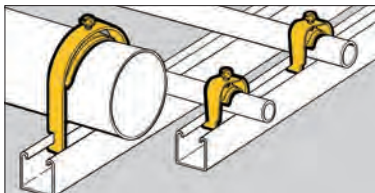
Conduit & Cable



UPC/Part Number	Catalog Number	Rigid or EMT Conduit Size	Box Qty.
78101101676	BPC-8	$\frac{1}{2}$ "	100
78101101677	BPC-12	$\frac{3}{4}$ "	100
78101101680	BPC-16	1"	100
78101101679	BPC-20	$1\frac{1}{4}$ "	50
78101101678	BPC-24	$1\frac{1}{2}$ "	50
78101101681	BPC-32	2"	50
78101103977	BPC-40	$2\frac{1}{2}$ "	50
78101103978	BPC-48	3"	50
78101103979	BPC-56	$3\frac{1}{2}$ "	25
78101103981	BPC-64	4"	25

Patent #4044428

Read safety/installation instruction sheets in packages before use.



- Attaches conduit, flexible conduit or cables to standard strut channels.
- B1506S designed to secure and support MC/AC cables.
- Unique one-piece design eliminates handling of hardware and allows easy installation and removal in side-by-side conduit runs.
- Anti-rock feature prevents clamp from disengaging during installation.
- Finish: Pre-Galvanized.

Conduit Strut Clamps



B1532S thru B1564S

B1506S
thru
B1524S



B1508
thru
B1520



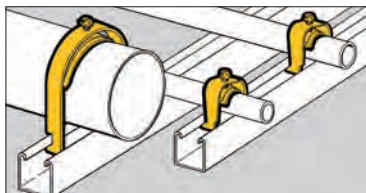
UPC/Part Number	Catalog Number	Conduit Size		OD Range Inches		Static Load Cap. Lbs.	Box Qty.
		EMT	Rigid	Min	Max		
78101163150	B1508	½"	—	—	—	200	100
78101163154	B1512	¾"	½"	—	—	200	100
78101163157	B1516	1"	¾"	—	—	300	100
78101163160	B1520	1¼"	1"	—	—	300	100
Note: Clamps without saddle are not recommended for flexible conduit or cable							
78205144495	B1506S*	⅜"*	—	.400	.630	200	100
78101163164	B1508S	½"	—	.250	.680	200	100
78101163168	B1512S	¾"	½"	.500	.840	200	100
78101163171	B1516S	1"	¾"	.750	1.050	300	100
78101163177	B1520S	1¼"	1"	1.125	1.315	300	100
78101163182	B1524S	1½"	1¼"	1.375	1.660	400	50
78101163188	B1532S	2"	1½"	1.875	2.200	400	50
78101163193	B1534S	—	2"	2.125	2.375	400	25
78101163199	B1540S	2½"	2½"	2.625	2.875	400	25
78101163205	B1548S	3"	3"	3.250	3.500	400	25
78101163211	B1556S	3½"	3½"	3.750	4.000	400	10
78101163215	B1564S	4"	4"	4.250	4.500	400	10

Patent #5022614

- * B1506S will accept the following
 AC Cable 14/2, 14/3, 14/4, 12/2, 12/3, 12/4, 10/2, 10/3, 10/4
 MC Cable 14/2, 14/3, 14/4, 12/2, 12/3, 12/4, 10/2, 10/3, 10/4

Read safety/installation instruction sheets in packages before use.

Conduit & cable



- One-piece assembled product.
- Easy removal without disconnecting adjacent clamps.
- Secure cables easily with protective saddle, preventing damage to conduit or cable.
- One-hand installation.

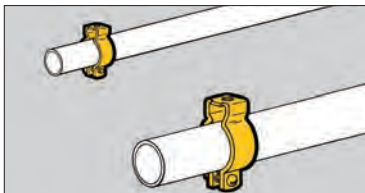
Conduit & cable clamps



- Clamp works on equal trade sizes for both EMT and rigid conduit.
- Attaches to cable tray rungs and strut profiles; securing conduit, flexible conduit and cable to cable tray or traditional strut and open channel side of 4Dimension™ 4D22 strut system.
- Available in Pre-Galvanized, stainless steel 316.

UPC/Part Number	Catalog Number	Conduit Size		Static Load Cap. Lbs.	Box Qty.
		EMT & Rigid	OD Range Inches Min Max		
Pre-Galvanized steel					
79903860162	BL050	½"	0.65 0.89	200	100
79903860163	BL075	¾"	0.86 1.11	200	100
79903860164	BL100	1"	1.1 1.4	200	100
79903860165	BL125	1¼"	1.4 1.725	200	50
79903860166	BL150	1½"	1.69 1.98	200	50
79903860168	BL200	2"	1.98 2.576	200	50
79903860169	BL250	2½"	2.576 3.06	350	25
79903860170	BL300	3"	3.06 3.626	350	25
79903860171	BL350	3½"	3.626 4.126	350	25
79903860172	BL400	4"	4.126 4.626	350	25
Stainless steel 316					
79903860173	BL050SS6	½"	0.65 0.89	200	100
79903860174	BL075SS6	¾"	0.86 1.11	200	100
79903860175	BL100SS6	1"	1.1 1.4	200	100
79903860176	BL125SS6	1¼"	1.4 1.725	200	50
79903860177	BL150SS6	1½"	1.69 1.98	200	50
79903860178	BL200SS6	2"	1.98 2.576	200	50
79903860179	BL250SS6	2½"	2.576 3.06	350	25
79903860180	BL300SS6	3"	3.06 3.626	350	25
79903860181	BL350SS6	3½"	3.626 4.126	350	25
79903860182	BL400SS6	4"	4.126 4.626	350	25

Read safety/installation instruction sheets in packages before use.



- For use with 1/2" thru 4" Conduit.
- Static Load Capacity: 400 lbs.
- Now available in Dura-Copper™ finish - add DCU to part number.
- Finish: Zinc-Plated.

Conduit Hangers



With Retained Bolt and Thread Impression

UPC/Part Number	Catalog Number	Trade Size	Conduit Size EMT	Conduit Size Rigid	Box Qty.
78101119800	BL1400*	0	1/2"	1/2"	100
78101119801	BL1410*	1	3/4"	3/4"	100
78101119802	BL1420*	2	1"	1"	100



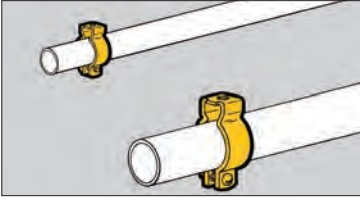
With Bolt and Nut

UPC/Part Number	Catalog Number	Trade Size	Conduit Size EMT	Conduit Size Rigid	Box Qty.
78101119803	BL1425*	2.5	1 1/4"	—	100
78101119804	BL1430*	3	1 1/2"	1 1/4"	100
78101119805	BL1440†	4	—	1 1/2"	50
78101119806	BL1450†	5	2"	2"	50
78101119807	BL1460†	6	2 1/2"	2 1/2"	25
78101119808	BL1470†	7	3"	3"	25
78101119809	BL1480†	8	3 1/2"	3 1/2"	10
78101119810	BL1490†	9	4"	4"	10

* 9/32" mounting hole. † 11/32" mounting hole.

Read safety/installation instruction sheets in packages before use.

Conduit & cable



- For use with 1/2" thru 4" Conduit.
- Static Load Capacity: 400 lbs.
- Material: Type 304 Stainless Steel.

Stainless Steel Conduit Hangers

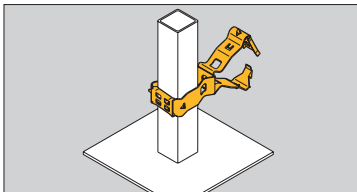


With Bolt And Nut

UPC/Part Number	Catalog Number	Trade Size	Conduit Size EMT	Size Rigid	Box Qty.
78101119800	BL1400-SS4*	0	1/2"	1/2"	100
78101119801	BL1410-SS4*	1	3/4"	3/4"	100
78101119802	BL1420-SS4*	2	1"	1"	100
78101119803	BL1425-SS4*	2.5	1 1/4"	--	100
78101119804	BL1430-SS4*	3	1 1/2"	1 1/4"	100
78101119805	BL1440-SS4†	4	--	1 1/2"	50
78101119806	BL1450-SS4†	5	2"	2"	50
78101119807	BL1460-SS4†	6	2 1/2"	2 1/2"	25
78101119808	BL1470-SS4†	7	3"	3"	25
78101119809	BL1480-SS4†	8	3 1/2"	3 1/2"	10
78101119810	BL1490-SS4†	9	4"	4"	10

* 5/32" mounting hole. † 11/32" mounting hole.

Read safety/installation instruction sheets in packages before use.



- Supports conduit from square computer floor pedestals.
- Unique Guide-Rite™ Fastener provides for fast and easy installation with pliers.
- Static Load Capacity: 25 lbs.

Guide-Rite Conduit To Pedestal Support




UPC/Part Number	Catalog Number	Conduit Size EMT/Rigid	Box Qty.
78205125589	BG-8-12-G6*	3/8"	100
78101188538	BG-8-12-G812	1/2" or 3/4"	100
78101118620	BG-16-G-8-12	1"	100
78205125594	BG-8-12-G20	1 1/4"	50
78205125595	BG-8-12-G24	1 1/2"	50
78205125597	BG-8-12-G32	2"	50

Patent #4958792

- * BG-8-12-G6 will accept the following range $\varnothing.420 - \varnothing.675$:
14/2 thru 10/4 MC/AC cable and 5/16" or 3/8" flexible conduit

Read safety/installation instruction sheets in packages before use.

Conduit & cable



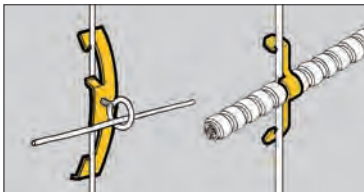
- Supports conduit from 1" O.D. computer floor pedestals.
- Also available in Type 304 Stainless Steel. Contact factory for details.
- Static Load Capacity: 25 lbs.
- Finish: Zinc-Plated.

Conduit To Pedestal Support



UPC/Part Number	Catalog Number	Trade Size	Conduit Size		Box Qty.
			Rigid	EMT	
78205125599	BL1410-L1400	0	1/2"	1/2"	50
78205125601	BL1410-L1410	1	3/4"	3/4"	50
78205125602	BL1410-L1420	2	1"	1"	50
78205125603	BL1410-L1425	2.5	–	1 1/4"	50
78205125607	BL1410-L1430	3	1 1/4"	1 1/2"	50
78205125612	BL1410-L1440	4	1 1/2"	–	25
78205125614	BL1410-L1450	5	2"	2"	25
78205125617	BL1410-L1460	6	2 1/2"	2 1/2"	10
78205125618	BL1410-L1470	7	3"	3"	10
78205125619	BL1410-L1480	8	3 1/2"	3 1/2"	5

Read safety/installation instruction sheets in packages before use.

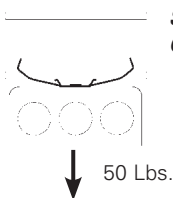


Rod & Wire Fasteners



- BW2 and BW6 support #10-24 or 1/4"-20 threaded bridle rings and provide attachment for electrical boxes.
- BW2S & BW6S are provided with one each 1/4"-20 x 3/8" screw and hex nut.
- BW4 supports cables from #12 thru #8 wire.

UPC/Part Number	Catalog Number	Drop Rod/ Wire Size	Flange Thickness	Box Qty.
78101119700	BW2	#12 wire thru 1/4" plain or threaded rod	1/8" - 3/8"	100
78205140156	BW2S	#12 wire thru 1/4" plain or threaded rod	1/8" - 3/8"	100
78101195516	BW6	3/8" plain or threaded rod	3/8" - 7/16"	100
78205140157	BW6S	3/8" plain or threaded rod	3/8" - 7/16"	100



Static Load Capacity



UPC/Part Number	Catalog Number	Description	Box Qty.
78101119705	BW4	Multi-size Wire Fastener	100



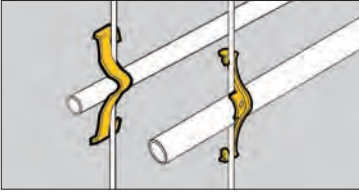
MC/AC Cable Size	#12 Wire	#10 Wire	#8 & #9 Wire
14/2 Cable	BW4	BW4	BW4
14/3 Cable	BW4	BW4	BW4
12/2 Cable	BW4	BW4	BW4
12/3 Cable	BW4	BW-8	BW-8

BW4 is designed for positioning only. No load rating.

Note: An independent means of support is required by NEC Article 300.11.

Read safety/installation instruction sheets in packages before use.

Conduit & cable



- See BX8 and BX18 for a better solution.
- Attaches conduit to wire rods or flanges.
- Can be used for flexible metallic tubing or armored cable.

Rod & Wire Fasteners



BW-8



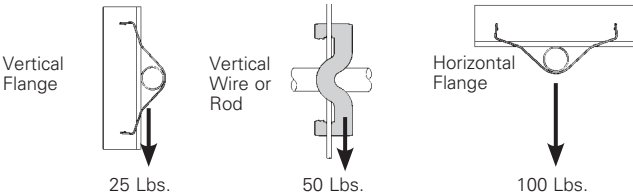
BW-16

UPC/Part Number	Catalog Number	Box Qty.
78101119710	BW-8	100
78101119715	BW-12	100
78101119720	BW-16	100
78101119725	BW-20	100

Conduit Size	#10 & #12 Wire	#8 & #9 Wire	3/16" & 1/4" Rod	1/8" to 1/4" Flange	5/16" to 3/8" Flange	7/16" to 1/2" Flange
1/2" EMT	BW-8	BW-8	BW-8	BW-8	BW-12	BW-12
1/2" Rigid	BW-8	BW-12	BW-12	BW-12	BW-12	BW-16
3/4" EMT	BW-12	BW-12	BW-12	BW-12	BW-16	BW-16
3/4" Rigid	BW-12	BW-12	BW-16	BW-16	BW-20*	BW-20*
1" EMT	—	BW-16	BW-16	BW-16	BW-20*	BW-20*
1" Rigid	—	—	—	BW-20*	BW-20*	BW-20*
1 1/4" EMT	—	BW-20	BW-20	BW-20	—	—

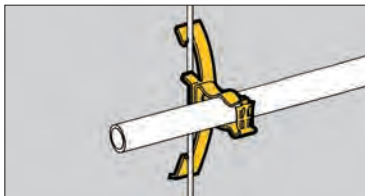
*Note: For horizontal applications only.

Static Load Capacity



Note: An independent means of support is required by NEC Article 300.11.

Read safety/installation instruction sheets in packages before use.



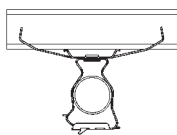
- Assemblies support 1/2", 3/4" and 1" conduit.
- W2 series attaches to 1/8" thru 3/8" flanges or #12 wire thru 1/4" plain or threaded rod.
- W6 series attaches to 3/8" thru 7/16" flanges or 3/8" plain or threaded rod.

Guide-Rite™ Conduit To Rod Fasteners



UPC/Part Number	Catalog Number	Conduit Size EMT/Rigid	Box Qty.
78101118540	BG-8-12-W2	1/2", 3/4"	100
78101118640	BG-16-W2	1"	100
78101195519	BG-8-12-W6	1/2", 3/4"	100
78101195520	BG-16-W6	1"	100

Patent #4958792



50 Lbs.

Static Load Capacity

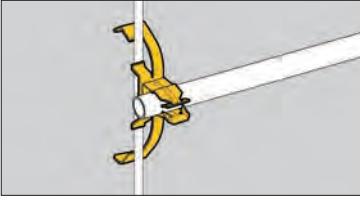


25 Lbs.

Note: An independent means of support is required by NEC Article 300.11.

Read safety/installation instruction sheets in packages before use.

Conduit & cable



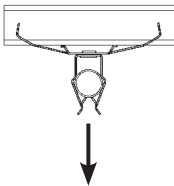
- Assemblies support ½", ¾" and 1" conduit.
- W2 series attaches to ⅛" thru ⅜" flanges or #12 wire thru ¼" plain or threaded rod.
- W6 series attaches to ⅜" thru ⅞" flanges or ⅜" plain or threaded rod.

Push-Type Conduit To Rod Fasteners



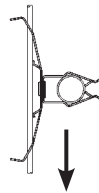
Conduit & Cable

UPC/Part Number	Catalog Number	Conduit Size	Box Qty.
78101119325	BP-8-W2	½" EMT	100
78101119420	BP-12-W2	¾" EMT or ½" IMC. Rigid	100
78101119505	BP-16-W2	1" EMT or ¾" IMC, Rigid	100
78101195521	BP-8-W6	½" EMT	100
78101195522	BP-12-W6	¾" EMT or ½" IMC. Rigid	100
78101195523	BP-16-W6	1" EMT or ¾" IMC, Rigid	100



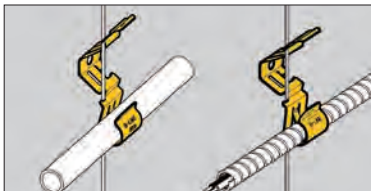
25 Lbs.

Ultimate Static Load Capacity



15 Lbs.

Note: An independent means of support is required by NEC Article 300.11.

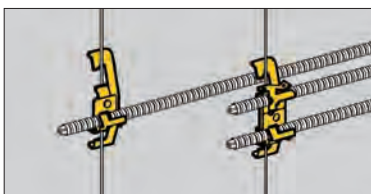


Flex-Rite Cable/Conduit To Wire Fasteners



- Flex-Rite™ can be used in place of batwings.
- Will not bend or deform hanger wire.
- Attaches to #12 - #8 wire and 1/4" plain rod.
- Accommodates MC, AC, 3/8" FMC or 1/2" EMT.
- Cable can be installed before or after attachment to wire.
- Static Load Capacity:
BX-8 - 20 Lbs.
BX-18 - 30 Lbs.

UPC/Part Number	Catalog Number	Cable/Conduit Size	Box Qty.
78101101402	BX-8	.375" to 706" O.D.	100
78101102943	BX-18	.706" to 1.380" O.D.	100
78101101685	BX-8B	Bulk Packed In Fiber Barrels	4000



Cable To Rod Fasteners



BX4-W2



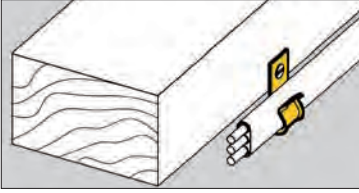
BX4M-W2

- Assemblies support MC, AC, sizes 14/2 through 10/3 or 3/8 FMC.
- W2 series attaches to 1/8" thru 3/8" flanges or #12 wire thru 1/4" plain or threaded rod.
- W6 series attaches to 3/8" thru 7/16" flanges or 3/8" plain or threaded rod.

UPC/Part Number	Catalog Number	Description	Box Qty.
78101101219	BX4-W2	Single Runs	100
78101101189	BX4M-W2	Double Runs	100
78101195517	BX4-W6	Single Runs	100
78101195518	BX4M-W6	Double Runs	100

Read safety/installation instruction sheets in packages before use.

Conduit & cable



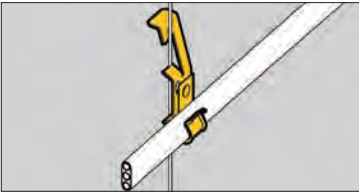
- Attaches Type NM cable to most structures.
- Supports cable sizes 14/2 and 12/2 with ground wire.
- May be used with other B-Line series fasteners for attachment to acoustical tees, beams, drop wires, etc.

Cable Fasteners



UPC/Part Number	Catalog Number	Description	Box Qty.
78101103553	BRC3	Type NM Cable Fastener	100

Conduit & Cable



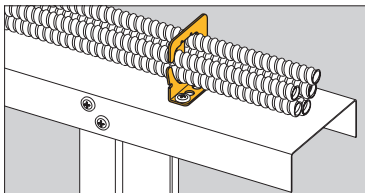
- Supports cable sizes 14/2 and 12/2 with ground wire.
- W2 series supports cable from #12 wire thru 1/4" plain or threaded rod.
- W6 series supports cable from 3/8" plain or threaded rod.

Cable Fasteners



UPC/Part Number	Catalog Number	Description	Box Qty.
78101103547	BRC3-W2	Type NM Cable To Wire Fastener	100
78101195524	BRC3-W6	Type NM Cable To Wire Fastener	100

Read safety/installation instruction sheets in packages before use. These products are designed for positioning only. No load rating.



Multi-Run Cable Carrier for MC/AC Cable



BRC5-1



BRC5-2



BRC5-3

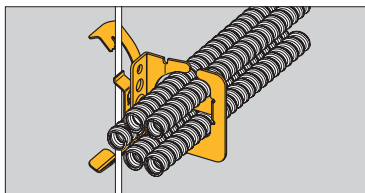


- Secures and supports multiple runs of MC/AC cable as required by the NEC.
- Effectively organizes cables and eliminates derating issues.
- Retention tab is open for easy loading and unloading and contains cables when bent in place.
- Compatible with new BCH-HBA for multi tier assemblies.
- Load Capacity: 50 lbs.
- Finish: Zinc Plated.

UPC/Part Number	Catalog Number	Cable Diameter & Number Of Runs	Box Qty.
78205143593	BRC5-1	.430" to .560" Up To 4 Runs	50
78205143594	BRC5-2	.430" to .560" Up To 9 Runs	50
78205143595	BRC5-3	.560" to .690" Up To 7 Runs	50

Read safety/installation instruction sheets in packages before use.

Conduit & cable



Multi-Run Cable Carrier for MC/AC Cable

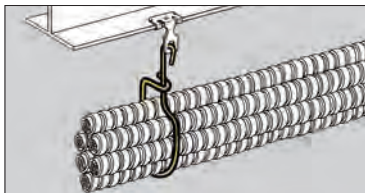
- Secures and supports multiple runs of MC/AC cable as required by the NEC.
- W2 Series attaches to 1/8" thru 3/8" flanges or #12 thru 1/4" plain or threaded rod.
- W6 Series attaches to 3/8" thru 7/16" flanges or 3/8" plain or threaded rod.
- Load Capacity: 50 lbs.
- Finish: Zinc Plated.



UPC/Part Number	Catalog Number	Cable Diameter & Number Of Runs	Box Qty.
78205144075	BRC51-W2	.430" to .560" Up To 4 Runs	25
78205144076	BRC52-W2	.430" to .560" Up To 9 Runs	25
78205144077	BRC53-W2	.560" to .690" Up To 7 Runs	25
78205144078	BRC51-W6	.430" to .560" Up To 4 Runs	25
78205144079	BRC52-W6	.430" to .560" Up To 9 Runs	25
78205144080	BRC53-W6	.560" to .690" Up To 7 Runs	25

Note: An independent means of support is required by NEC Article 300.11.

*Read safety/installation instruction sheets in packages before use.
These products are designed for positioning only. No load rating.*




- Designed to support multiple runs of MC, AC, FMC or communication cable.
- Static Load Capacity: BX2 - 50 lbs. BX6 & BX24 - 75 Lbs.
- Finish: Zinc Plated.

Flexible Cable Support



UPC/Part Number	Catalog Number	Description	Box Qty.
78205104934	BX2	Usable Area = 2 sq. in.	100
78205119765	BX6	Usable Area = 4 sq. in.	100
78205119766	BX24	Usable Area = 13 sq. in.	100



- Fastens flexible conduit and other small cables to beam flanges, bar joists or metal studs.
- Cable O.D. range of 0.42" to 0.70".
- Maximum flange thickness $\frac{5}{32}$ ".


Flexible Conduit/ Cable Fasteners



UPC/Part Number	Catalog Number	Description	Box Qty.
78101119770	BX9	Flexible Conduit Fastener	100


Read safety/installation instruction sheets in packages before use.

Conduit & cable



- Secures cable along flanges 1/16" to 3/4"
- The BFA flange adapters attach BXS series to thicker flanges.
- BX_-67 accepts 14/2, 12/2 & 10/2 romex with ground.
- BX_-1011 accepts 14/2, 12/2 & 10/2 romex with ground.
- BX_-1214 accepts 10/3, romex with ground.
- Finish: Zinc Plated.

Flexible Conduit/ Cable Fasteners



BFA Series
(For Use with
BXS Series Only)



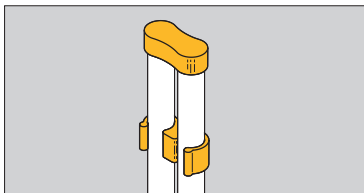
BXS
Series



BXL
Series

UPC/Part Number	Catalog Number	Flange Thickness	Cable Diameter	Box Qty.
78101119973	BXS-67	1/16" - 5/32"	.218 to .281	100
78101119974	BXS-89	1/16" - 5/32"	.290 to .375	100
78101119975	BXS-1011	1/16" - 5/32"	.375 to .437	100
78101119976	BXS-1214	1/16" - 5/32"	.444 to .560	100
78101119977	BXS-1519	1/16" - 5/32"	.500 to .718	100
78101119978	BXS-2024	1/16" - 5/32"	.748 to .945	100
78101119979	BXS-2530	1/16" - 5/32"	.968 to 1.250	100
78101119980	BXM-67	5/32" - 9/32"	.218 to .281	100
78101119981	BXM-89	5/32" - 9/32"	.290 to .375	100
78101119982	BXM-1011	5/32" - 9/32"	.375 to .437	100
78101119983	BXM-1214	5/32" - 9/32"	.444 to .560	100
78101119984	BXM-1519	5/32" - 9/32"	.500 to .718	100
78101119985	BXM-2024	5/32" - 9/32"	.748 to .945	100
78101119986	BXM-2530	5/32" - 9/32"	.968 to 1.250	100
78101119987	BXL-67	5/16" - 1/2"	.218 to .281	100
78101119988	BXL-89	5/16" - 1/2"	.290 to .375	100
78101119989	BXL-1011	5/16" - 1/2"	.375 to .437	100
78101119990	BXL-1214	5/16" - 1/2"	.444 to .560	100
78101119991	BXL-1519	5/16" - 1/2"	.500 to .718	100
78101119992	BXL-2024	5/16" - 1/2"	.748 to .945	100
78101119993	BXL-2530	5/16" - 1/2"	.968 to 1.250	100
78101119955	BFA-1215	1/2" - 5/8"	—	100
78101119956	BFA-1520	5/8" - 3/4"	—	100

Read safety/installation instruction sheets in packages before use.
These products are designed for positioning only. No load rating.



Conduit Quick Caps & Spacers



BCS & BES
8 & 8C thru 16
& 16C



BCS 12AS & 16AS

BCS 18, 18C, 20, & 20C

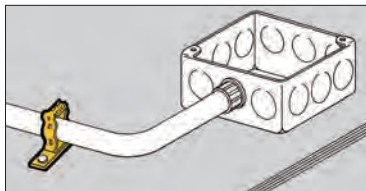
- Quick caps and spacers eliminate the time consuming method of duct taping conduit stubs.
- Quick spacers are designed to separate and secure conduit during concrete pours.
- Quick caps maintain spacing and keep conduit free from dirt and debris.
- Quick caps and spacers properly space conduit for any 4" square box.
- Available in EMT & Rigid conduit sizes.

UPC/Part Number	Catalog Number	Conduit Size	Box Qty.
Conduit Spacer			
78205122356	BCS-8	½" Rigid Conduit	50
78205140057	BES-8	½" EMT Conduit	50
78205122357	BCS-12	¾" Rigid Conduit	50
78205140058	BES-12	¾" EMT Conduit	50
78205122358	BCS-16	1" Rigid Conduit	50
78205140059	BES-16	1" EMT Conduit	50
79903855806	BCS-18	1½" Rigid Conduit	25
79903855807	BCS-20	2" Rigid Conduit	25
Conduit Cap			
78205122359	BCS-8C	½" Rigid Conduit	50
78205140060	BES-8C	½" EMT Conduit	50
78205122361	BCS-12C	¾" Rigid Conduit	50
78205140061	BES-12C	¾" EMT Conduit	50
78205122362	BCS-16C	1" Rigid Conduit	50
78205140062	BES-16C	1" EMT Conduit	50
79903855803	BCS-18C	1½" Rigid Conduit	25
79903855805	BCS-20C	2" Rigid Conduit	25
Conduit Spacer			
79903855808	BCS-12AS	¾" Rigid Conduit	50
79903855809	BCS-16AS	1" Rigid Conduit	25

Patent #5896892

Read safety/installation instruction sheets in packages before use.

Conduit & cable



- Helps eliminate the need for offset bends when used with 1 1/2" deep boxes.
- Attaches conduit to concrete, steel or wood with nails.
- May be attached after conduit positioning.

Conduit Spacer Brackets

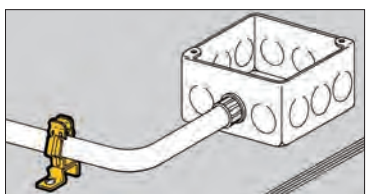


BG



BP

UPC/Part Number	Catalog Number	Conduit Size	Box Qty.
78101118495 Patent # 4958792	BG-8-12-D3	1/2" or 3/4"	100
78101119265	BP-8-D3	1/2" EMT	100
78101118365	BP-12-D3	3/4" EMT or 1/2" IMC, Rigid	100



- Helps eliminate the need for offset bends when used with 2 1/8" deep boxes.
- Provides secure support between conduit and deck.
- D4 series is easily installed with screw gun or powder actuated tools.
- Allows for complete conduit layout prior to anchoring.

Conduit Spacer Brackets



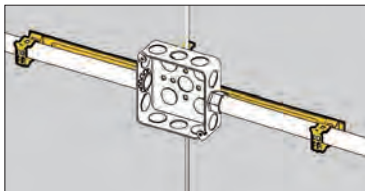
BG



BP

UPC/Part Number	Catalog Number	Conduit Size	Box Qty.
78101118500 Patent # 4958792	BG-8-12-D4	1/2" or 3/4"	100
78101119270	BP-8-D4	1/2" EMT	100
78101119370	BP-12-D4	3/4" EMT or 1/2" IMC, Rigid	100
78101119460	BP-16-D4	1" EMT or 3/4" IMC, Rigid	100

Read safety/installation instruction sheets in packages before use.



Guide-Rite™ Conduit & Box Support Fasteners




- See Ruff-IN™ pages for pre-fab box assemblies.

- BMC3 plate supports multiple conduit runs.
- Riveted assembly provides support for electrical boxes and conduit runs on either side of the box.
- Helps reduce drop wires by up to 66% when using W2/W6 assemblies.
- Assemblies using BMC3 plate include center conduit clip. Additional conduit clips may be purchased separately.



BG__S18



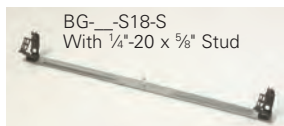
BG__S18-MC3

UPC/Part Number	Catalog Number	Conduit Size EMT & Rigid	Box Qty.
78101103575	BG6-S18 *	3/8"	25
78101103573	BG812-S18	1/2" or 3/4"	25
78101103574	BG16-S18	1"	25

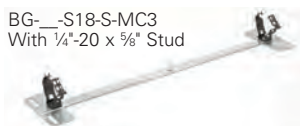
With Multiple Conduit Plate

78205152812	BG6-S18-MC3 *	3/8"	25
78205152900	BG812-S18-MC3	1/2" or 3/4"	25
78205152901	BG16-S18-MC3	1"	25

Patent # 4958792



BG__S18-S
With 1/4"-20 x 5/8" Stud



BG__S18-S-MC3
With 1/4"-20 x 5/8" Stud

With Stud

78205152902	BG6-S18S *	3/8"	25
78110104979	BG812-S18S	1/2" or 3/4"	25
78205152903	BG16-S18S	1"	25

With Stud & Multiple Conduit Plate

78205152904	BG6-S18S-MC3 *	3/8"	25
78205152905	BG812-S18S-MC3	1/2" or 3/4"	25
78205152906	BG16-S18S-MC3	1"	25

* BG-6 will accept the following range \varnothing .420 - \varnothing .675:
14/2 thru 10/4 MC/AC cable and 5/16" or 3/8" flexible conduit

Read safety/installation instruction sheets in packages before use.

Conduit & cable



BG_-S18-W_



BG_-S18-W_-MC3

UPC/Part Number	Catalog Number	Conduit Size EMT & Rigid	Box Qty.
-----------------	----------------	--------------------------	----------

W2 Series for #12 thru 1/4" Rod **

78101103578	BG6-S18-W2 *	3/8"	25
78101103577	BG812-S18-W2	1/2" or 3/4"	25
78101103577	BG16-S18-W2	1"	25

W2 Series for #12 thru 1/4" Rod & Multiple Conduit Plate **

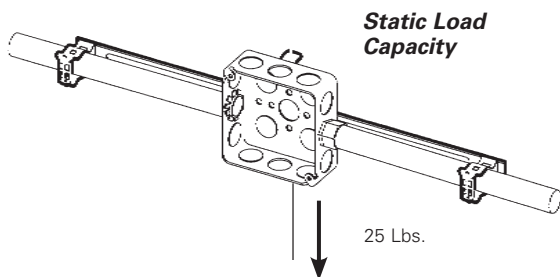
78205152855	BG6-S18-W2-MC3 *	3/8"	25
78205152739	BG812-S18-W2-MC3	1/2" or 3/4"	25
78205152862	BG16-S18-W2-MC3	1"	25

W6 Series for 3/8" Plain or Threaded Rod **

78110199581	BG6-S18-W6 *	3/8"	25
78110199582	BG812-S18-W6	1/2" or 3/4"	25
78110199580	BG16-S18-W6	1"	25

W6 Series for 3/8" Plain or Threaded Rod & Multiple Conduit Plate **

78205152856	BG6-S18-W6-MC3 *	3/8"	25
78205152860	BG812-S18-W6-MC3	1/2" or 3/4"	25
78205152864	BG16-S18-W6-MC3	1"	25

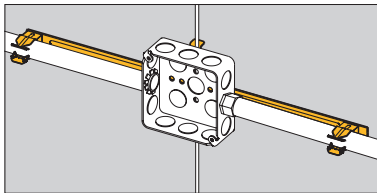


* BG-6 will accept the following range $\varnothing.420 - \varnothing.675$:
14/2 thru 10/4 MC/AC cable and 5/16" or 3/8" flexible conduit

** Note:

An independent means of support is required by NEC Article 300.11.

Read safety/installation instruction sheets in packages before use.



Push-Type Conduit & Box Support Fasteners

- See the Ruff-IN™ brochure for pre-fab box assemblies.

- New BMC3 plate is available to support multiple conduit runs.
- Riveted assembly provides support for electrical boxes and conduit runs on either side of the box.
- Reduces drop wires by up to 66% when using W2/W6 assemblies.
- Assemblies using BMC3 plate include center conduit clip. Additional conduit clips may be purchased separately.



BP__-S18



BP__-S18-MC3

UPC/Part Number	Catalog Number	Conduit Size E(EMT) R(Rigid)	Box Qty.
78205123604	BP8-S18	1/2" E	25
78205123605	BP12-S18	3/4" E or 1/2" R	25
78205123606	BP16-S18	1"E, 3/4" R	25

With Multiple Conduit Plate

78205152907	BP8-S18-MC3	1/2" E	25
78205152908	BP12-S18-MC3	3/4" E or 1/2" R	25
78205152909	BP16-S18-MC3	1"E, 3/4" R	25



BP__-S18-S
With 1/4"-20 x 5/8"
Stud



BP__-S18-S-MC3
With 1/4"-20 x 5/8"
Stud

With Stud

78205123631	BP8-S18S	1/2" E	25
78205123633	BP12-S18S	3/4" E or 1/2" R	25
78205123634	BP16-S18S	1"E, 3/4" R	25

With Stud & Multiple Conduit Plate

78205152913	BP8-S18S-MC3	1/2" E	25
78205152914	BP12-S18S-MC3	3/4" E or 1/2" R	25
78205152915	BP16-S18S-MC3	1"E, 3/4" R	25

Read safety/installation instruction sheets in packages before use.

Conduit & cable



BG__S18-W_



BG__S18-W_MC3

UPC/Part Number	Catalog Number	Conduit Size E(EMT) R(Rigid)	Box Qty.
-----------------	----------------	---------------------------------	----------

W2 Series for #12 thru 1/4" Rod **

78205123615	BP8-S18-W2	1/2" EMT	25
78205123619	BP12-S18-W2	3/4" E or 1/2" R	25
78205123627	BP16-S18-W2	1"E, 3/4" R	25

W2 Series for #12 thru 1/4" Rod & Multiple Conduit Plate **

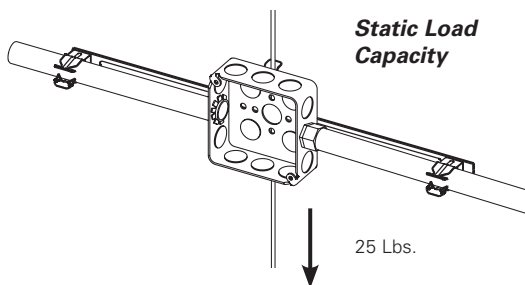
78205152847	BP8-S18-W2-MC3	1/2" EMT	25
78205152848	BP12-S18-W2-MC3	3/4" E or 1/2" R	25
78205152849	BP16-S18-W2-MC3	1"E, 3/4" R	25

W6 Series for 3/8" Plain or Threaded Rod **

78205123628	BP8-S18-W6	1/2" EMT	25
78205123629	BP12-S18-W6	3/4" E or 1/2" R	25
78205123630	BP16-S18-W6	1"E, 3/4" R	25

W6 Series for 3/8" Plain or Threaded Rod & Multiple Conduit Plate **

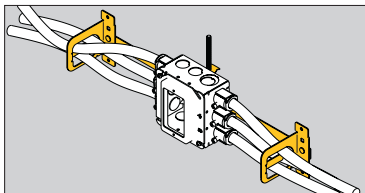
78205152850	BP8-S18-W6-MC3	1/2" EMT	25
78205152851	BP12-S18-W6-MC3	3/4" E or 1/2" R	25
78205152854	BP16-S18-W6-MC3	1"E, 3/4" R	25



** Note:

An independent means of support is required by NEC Article 300.11.

Read safety/installation instruction sheets in packages before use.



Multi-Run Cable Carrier & Box Support Fasteners



BRC5_-S18

- Riveted assembly provides support for electrical boxes and cable runs on either side of the box.
- Reduces drop wires by up to 66% when using W2/W6 assemblies.
- Cable retention tab is open for easy loading and contains the cables when bent in place.
- Consult factory for pre-fab box assemblies.

UPC/Part Number	Catalog Number	Conduit Size	Box Qty.
78205152916	BRC51-S18	Up to 4 runs .430" - .560"	25
78205152918	BRC53-S18	Up to 7 runs .560" - .690"	25



BRC5_-S18-S
With 1/4"-20 x 5/8" Stud

UPC/Part Number	Catalog Number	Conduit Size	Box Qty.
78205152919	BRC51-S18S	Up to 4 runs .430" - .560"	25
78205152921	BRC53-S18S	Up to 7 runs .560" - .690"	25

With Stud

Read safety/installation instruction sheets in packages before use.

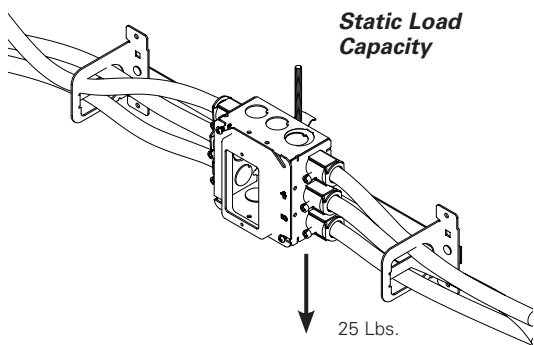
Conduit & cable



BRC5_-S18-W_

UPC/Part Number	Catalog Number	Conduit Size	Box Qty.
W2 Series for #12 thru 1/4" Rod **			
78205152865	BRC51-S18-W2	Up to 4 runs .430" - .560"	25
78205152869	BRC53-S18-W2	Up to 7 runs .560" - .690"	25



UPC/Part Number	Catalog Number	Conduit Size	Box Qty.
W6 Series for 3/8" Plain or Threaded Rod **			
78205152866	BRC51-S18-W6	Up to 4 runs .430" - .560"	25
78205152870	BRC53-S18-W6	Up to 7 runs .560" - .690"	25



** Note:
An independent means of support is required by NEC Article 300.11.

Read safety/installation instruction sheets in packages before use.

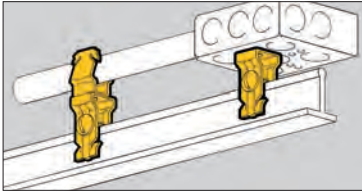
Acoustical tee



Acoustical Tee

*Read safety/installation instruction sheets in packages before use.
These products are designed for positioning only. No load rating.*

Acoustical tee

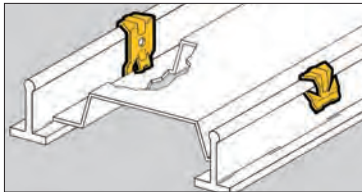


- Attaches to top of acoustical T-Bar with 1/4"-20 screw.
- Has 1/4"-20 thread impression for attachment to box or conduit fastener.
- **WARNING** Do not use for hanging acoustical tee.

T-Bar Support Fasteners



UPC/Part Number	Catalog Number	Description	Box Qty.
78101118090	BA14	T-Bar Support Clip	100



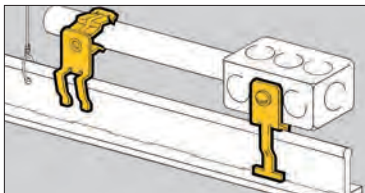
- Gives positive support for troffers and lay-in fixtures.
- Complies with NEC Article 410.16(C) for fixtures supported by suspended ceilings.
- Fits rectangular or round head T-Bars.
- Commonly known as "Hurricane Clip".

Troffer Fasteners



UPC/Part Number	Catalog Number	Description	Box Qty.
78101118095	BA15	For Straight Lip or Upturned Lip Fixtures	100
78205118209	BA15W	White, For Straight Lip or Upturned Lip Fixtures	100

Read safety/installation instruction sheets in packages before use. These products are designed for positioning only. No load rating.



Side Mount T-Bar Fasteners

- A positive method for supporting vertical boxes, conduit or cable above T-Bar.
- Allows conduit to clear drop wires.
- **WARNING** Do not use for hanging acoustical tee.



BA5-4T

UPC/Part Number	Catalog Number	Description	Box Qty.
78101118095	BA5-4T	With 1/4"-20 Thread Impression	100

BG Series



BP Series



UPC/Part Number	Catalog Number	Conduit Size	Box Qty.
78101118410	BG-6-A5 *	3/8"	100
78101118465	BG-8-12-A5	1/2", 3/4"	100
78101118545	BG-16-A5	1"	100


Patent #4958792

78101119235	BP-8-A5	1/2" EMT	100
78101119335	BP-12-A5	3/4" EMT 1/2" IMC, Rigid	100
78101118545	BP-16-A5	1"EMT 3/4" IMC, Rigid	100

* BG-6 will accept the following range $\varnothing.420 - \varnothing.675$: 14/2 thru 10/4 MC/AC cable and 5/16" or 3/8" flexible conduit

Read safety/installation instruction sheets in packages before use. These products are designed for positioning only. No load rating.

Acoustical tee



- A positive method for supporting horizontal boxes or conduit above T-Bar.
- Allows conduit to clear drop wires.
- **WARNING** Do not use for hanging acoustical tee.

Top Mount T-Bar Fasteners



UPC/Part Number	Catalog Number	Description	Box Qty.
78101118125	BA6-4T	With 1/4"-20 Thread Impression	100

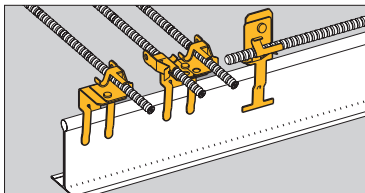
Acoustical Tee



UPC/Part Number	Catalog Number	Conduit Size	Box Qty.
78101188540	BG-6-A6 *	3/8"	100
78101118470	BG-8-12-A6	1/2", 3/4"	100
78101118550	BG-16-A6	1"	100
Patent #4958792			
78101119240	BP-8-A6	1/2" EMT	100
78101119340	BP-12-A6	3/4" EMT 1/2" IMC, Rigid	100
78101119435	BP-16-A6	1"EMT 3/4" IMC, Rigid	100

* BG-6 will accept the following range $\varnothing.420 - \varnothing.675$: 14/2 thru 10/4 MC/AC cable and 5/16" or 3/8" flexible conduit

Read safety/installation instruction sheets in packages before use. These products are designed for positioning only. No load rating.



- A positive method for supporting cable or flexible conduit above T-Bar.
- Assemblies support MC, AC, sizes 14/2 through 10/3 or 3/8" FMC.

Top Mount T-Bar Fasteners



BX4-A6



BX4M-A6

UPC/Part Number	Catalog Number	Description	Box Qty.
78101101220	BX4-A6	Single Runs	100
78101101216	BX4M-A6	Double Runs	100

Note: Fasteners will rotate 360°.



BX4-A5



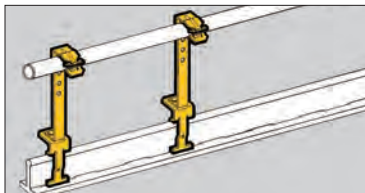
BX4M-A5

UPC/Part Number	Catalog Number	Description	Box Qty.
78101101187	BX4-A5	Single Runs	100
78101101211	BX4M-A5	Double Runs	100

Note: Fasteners will rotate 360°.


Read safety/installation instruction sheets in packages before use. These products are designed for positioning only. No load rating.

Acoustical tee



- Supports conduit and electrical boxes above T-Bar.
- Height adjusts from 4¼" to 7¼".
- Conduit fasteners can be attached at ¾" increments.
- BX4M-A28 supports cable or FMC above T-Bar.

Support Fasteners



BA28

BX4M-A28

UPC/Part Number	Catalog Number	Description	Box Qty.
78101118115	BA28	½" Holes Allow for Adjustment Between 4¼" and 7¼" at ¾" Increments	50
78101101211	BX4M-A28	Double Runs MC, AC, or FMC	25

Acoustical Tee

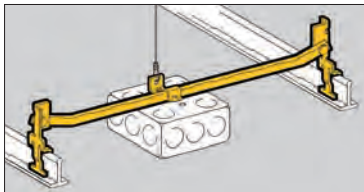


BP-12-A28

UPC/Part Number	Catalog Number	Conduit Size	Box Qty.
78101119230	BP-8-A28	½" EMT	100
78101119330	BP-12-A28	¾" EMT ½" IMC, Rigid	100
78101119425	BP-16-A28	1" EMT ¾" IMC, Rigid	100

Note: Adjustable BP Conduit Fastener is attached with screw in 7¼" top hole position.

Read safety/installation instruction sheets in packages before use. These products are designed for positioning only. No load rating.



Electrical Box T-Bar Fasteners



BA12-20



- See BA50 for a stronger, more cost effective solution.
- Supports octagonal or square boxes.
- Allows for flush mounting or $\frac{3}{4}$ " offset for plaster ring.
- One BB27 box mounting clip with screw included with each hanger.
- Load Capacity: 20 lbs.
- For additional support, attach dropwire to BB27 box mounting clip.
- **WARNING** Do not use for hanging acoustical tee.

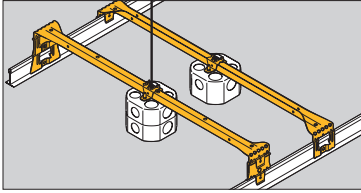
UPC/Part Number	Catalog Number	Description	Box Qty.
78101118080	BA12	Box Hanger 24" Span	50
78101118082	BA12-12	Box Hanger 12" Span	50
78101118085	BA12-20	Box Hanger 20" Span	50
78101118087	BA12-30	Box Hanger 30" Span	50



UPC/Part Number	Catalog Number	Description	Box Qty.
78101118170	BB27	Box Mounting Clip (with Screw)	100
78101101673	SRHMS $\frac{1}{4}$ x $\frac{3}{8}$	$\frac{1}{4}$ "-20 x $\frac{3}{8}$ " Slotted Round Head Machine Screw	50

Read safety/installation instruction sheets in packages before use.
These products are designed for positioning only. No load rating.

Acoustical tee



Heavy Duty Electrical Box Hanger



BA50 & BA50CAN



BA50D & BA50DCAN



BA50E



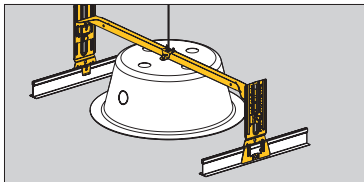
BA50C3T & BA50C4T

- Supports octagonal or square boxes on 24" span.
- Bendable ends mount 1½" or 2⅞" deep boxes without tools.
- Self-centering feature positions box on center.
- Includes BA50C4T Box Mounting Clip.
- Ultimate Static Load Capacity: 50 Lbs. (without dedicated dropwire)
- Static Load Capacity: 70 Lbs. (with dedicated dropwire) 35 Lbs. Canada
- Finish: Pre-Galvanized
- Consult factory for pre-fab box assemblies.
- Not for use with fans. See BA50F.

UPC/Part Number	Catalog Number	Description	Box Qty.
78101196490	BA50	Box Hanger	25
78205135905	BA50CAN *	Box Hanger	25
78101196491	BA50D	Box Hanger for Box w/ 1½" Extension	25
78205135906	BA50DCAN *	Box Hanger for Box w/ 1½" Extension	25
78205136570	BA50C4T	Box Mounting Clip with Hardware	25
78205136571	BA50C3T *	Box Mounting Clip with Hardware	25
78101196489	BA50E	Extender Brackets with Hardware	10 pair

* Canada Only

Read safety/installation instruction sheets in packages before use. These products are designed for positioning only. No load rating.



- Adjustable box support for suspended ceilings.
- Accommodates heights up to 8¾".
- Integral ruler enables height adjustments without measuring.

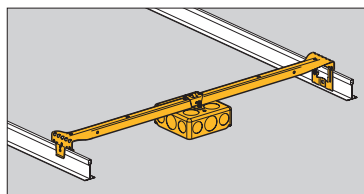
Adjustable Box Support



- Ideal for installation of speaker cases, emergency light fixtures, etc. in suspended ceilings.
- Static Load Capacity: 25 Lbs. without dedicated dropwire 70 Lbs. with dedicated dropwire 35 Lbs. (Canada) with dedicated dropwire
- Consult factory for pre-fab box assemblies.



UPC/Part Number	Catalog Number	Description	Box Qty.
78205118460	BA50A	Adjustable Box Hanger T-Bar	10



- Pre-assembled T-Bar fasteners speed installation.
- Boxes have ½" and ¾" knockouts.
- Loading not to exceed 50 lbs. in U.S.A. without independent support. 35 Lbs. in Canada
- 24" span

Electrical Box T-Bar Fasteners



BA50-OB

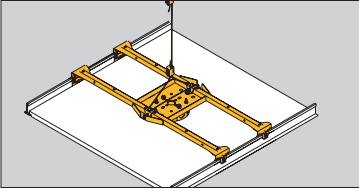


BA50-SB

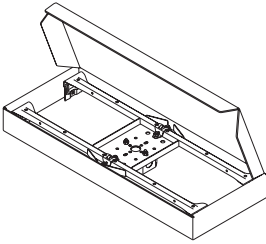
UPC/Part Number	Catalog Number	Description	Box Qty.
78205124855	BA50-OB-24	1½" Deep Box to T-Bar Fastener	10
78205124856	BA50-OB-34	2⅛" Deep Box to T-Bar Fastener	10
78205124857	BA50-SB-24	1½" Deep Box to T-Bar Fastener	10
78205150954	BA50-SB-34	2⅛" Deep Box to T-Bar Fastener	10

Read safety/installation instruction sheets in packages before use. These products are designed for positioning only. No load rating.

Acoustical tee




RediMount Fan Hanger



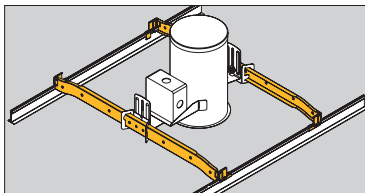
- Redi-mount™ features pre-assembled fan/fixture hanger installs on T-Bar in less than 30 seconds.
- Positions and secures fans and fixtures in suspended ceilings.
- Includes KwikWire™ cable and clamps which attach to mounting clips for easy installation.
- Recommended for use in seismic areas.
- UL Listed for fan support up to 70 lbs. or fixture support up to 90 lbs. 35 Lbs. Canada
- Finish: Pre-Galvanized.



UPC/Part Number	Catalog Number	Description	Box Qty.
78101196492	BA50F	Fan/Fixture Hanger Includes 4" x 1½" Deep Octagon Box	1



Read safety/installation instruction sheets in packages before use. These products are designed for positioning only. No load rating.



QuikFix Fastening System




- New QuikFix™ Fastening System mounts spec grade downlights 50% faster than "wire bound" installation methods.
- QuikFix System is pre-sized for 24" spacing.
- No tools required.
- Recommended for use in seismic areas.
- UL listed for fixture support up to 50 lbs.

UPC/Part Number	Catalog Number	Description	Box Qty.
78205199873	BA40	Fixture Bar	20 pair

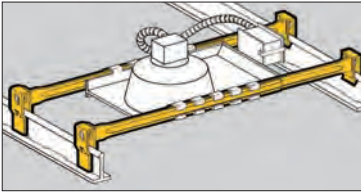
Patent # 6286265

- Innovative design features offset bar hangers with integral locking tabs that secure downlights to T-Bar and prevent lifting or sliding.



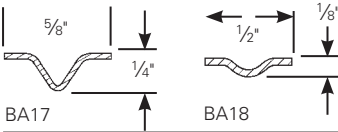
Read safety/installation instruction sheets in packages before use. These products are designed for positioning only. No load rating.

Acoustical tee

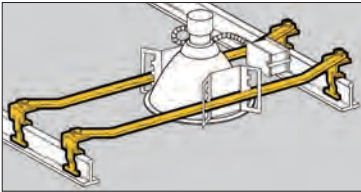


- Adjustable span from 20" to 30".
- Fits horizontal and vertical flanges.
- Fixture position is adjustable.
- No center clips or tools required.
- One set completes one fixture installation (four bars per set).

Light Fixture T-Bar Fasteners



UPC/Part Number	Catalog Number	"High Hat" Fixtures	Box Qty.
78101118100	BA17 (Wide Bar)	CAPRI [†] R-9X, R-10C CAPRI [†] R-10X CAPRI [†] PR-751CX HALO ^{®†} H7, HALO ^{®†} H17 JUNO ^{®†} AP, APT JUNO ^{®†} IC, ICT, J, SC, TC THOMAS ^{®†} RI-IC	10 sets
78101118105	BA18 (Narrow Bar)	CAPRI [†] HSG LIGHTOLIER ^{®†} 711	10 sets



- Fixture position is adjustable within the span of the hanger.
- Fixed span of 24 inches for T-Bar applications.
- Requires only a screwdriver to install.
- One set completes one fixture installation (four bars per set).

Light Fixture T-Bar Fasteners



UPC/Part Number	Catalog Number	"High Hat" Fixtures	Box Qty.
78101118110	BA20 (Wide Bar)	Fits LIGHTOLIER ^{®†} CALCULITE ^{®†} Fixtures	10 sets

† All other trademarks are property of their respective owners.

Read safety/installation instruction sheets in packages before use.
These products are designed for positioning only. No load rating.



- Allows for independent suspension of fixtures.
- Fits most acoustical T-Bars.
- BA-4-WN wing nut included with all 1/4"-20 suspension hangers.
- Static Load Capacity: 65 Lbs.

Suspension Fasteners



BA1 BA1-T BA1-T-BN



UPC/Part Number	Catalog Number	T-Bar Size	Stud Size	Box Qty.
78101118065	BA1	15/16"	1/4"-20 x 5/8"	100
78101118070	BA1-24	15/16"	1/4"-20 x 1 1/2"	100
78101118075	BA1-32	15/16"	1/4"-20 x 2"	100
78101102891	BA1-T	15/16"	#8-32 x 5/8" with Pal Nut	100
78101102897	BA1-T-BN	15/16"	#8-32 x 5/8" with Brass Nut	100



BA1-9

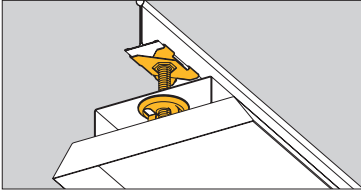


BA1-95

UPC/Part Number	Catalog Number	T-Bar Size	Stud Size	Box Qty.
78205125585	BA1-9	9/16"	1/4"-20 x 5/8"	100
78205125587	BA1-95	9/16"	1/4"-20 x 5/8"	100

Read safety/installation instruction sheets in packages before use.
These products are designed for positioning only. No load rating.

Acoustical tee

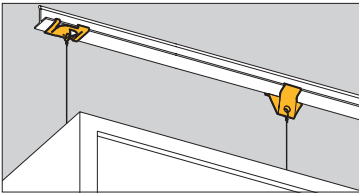


- Supports electrical fixtures from standard $1\frac{5}{16}$ " T-Bars.
- BA-4-WN wing nut included.
- $\frac{1}{4}$ "-20 stud available in varying lengths.
- Static Load Capacity: 50 Lbs.

T-Bar Scissor Fasteners



UPC/Part Number	Catalog Number	Stud Length	Box Qty.
78101104258	BAX-4-16	$\frac{5}{8}$ "	100
78101104262	BAX-4-16-24	$1\frac{1}{2}$ "	100
78101104263	BAX-4-16-32	2"	100
78101104264	BAX-4-16-48	3"	100



- BA-4-16-H supports signs from $1\frac{5}{16}$ " T-Bar.
- BA-4-16-H1 supports signs from $\frac{9}{16}$ " or $1\frac{5}{16}$ " T-Bar.
- Static Load Capacity: 40 Lbs.

Sign Hangers



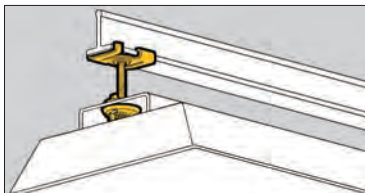
BA-4-16-H



BA-4-16-H1

UPC/Part Number	Catalog Number	Stud Length	Box Qty.
78101118040	BA-4-16-H	Sign Hanger with White Finish	100
78101104449	BA-4-16-H1	Sign Hanger with Zinc Plated Finish	100

Read safety/installation instruction sheets in packages before use. These products are designed for positioning only. No load rating.



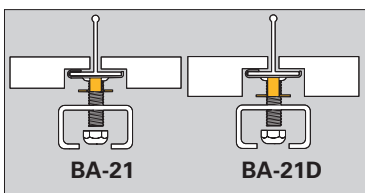
15/16" Twist Fasteners



BA-4-WN

- Supports electrical fixtures from 15/16" T-Bar.
- 1/4"-20 stud available in varying lengths.
- Includes BA-4-WN wing nut with impression.
- Static Load Capacity:
BA4-16 Series = 50 lbs.
BA4-WN Series = 100 lbs.

UPC/Part Number	Catalog Number	Finish	Stud Length	Box Qty.
78101118020	BA-4-16	Black	5/8"	100
78101118055	BA-4-16-W	White	5/8"	100
78101118025	BA-4-16-24	White	1 1/2"	100
78101118030	BA-4-16-32	White	2"	100
78101118035	BA-4-16-48	White	3"	100
78101118060	BA-4-WN	Black		100



BA-21

BA-21D

T-Bar Spacers



BA-21



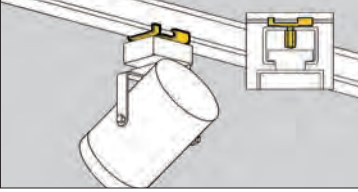
BA-21D

- T-Bar spacer provides flush mounting surface for tegular tile installations.
- Spacer must be used in combination with our BA-4-16 or BA-2-16 series fasteners.
- Finish: Zinc Plated

UPC/Part Number	Catalog Number	Description	Box Qty.
78101195575	BA-21	1/4" Spacer	100
78101199567	BA-21D	3/8" Spacer	100

Read safety/installation instruction sheets in packages before use. These products are designed for positioning only. No load rating.

Acoustical tee



- Supports electrical fixtures from 1⁵/₁₆" T-Bar.
- #8-32 stud available in varying lengths.
- Static Load Capacity: 25 Lbs.

1⁵/₁₆" Twist Fasteners

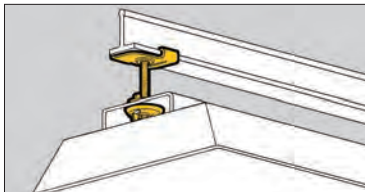


UPC/Part Number	Catalog Number	Finish	Stud Length	Box Qty.
78101118000	BA-2-16	Black with Pal Nut	5/8"	100
78101104259	BA-2-16-7	Black with Pal Nut	7/16"	100
78101118010	BA-2-16-W	White with Pal Nut	5/8"	100
78101104261	BA-2-16-7-W	White with Pal Nut	7/16"	100



UPC/Part Number	Catalog Number	Finish	Stud Length	Box Qty.
78101118015	BA-2-16-BN	Black with Brass Nut	5/8"	100
78101104260	BA-2-16-7-BN	Black with Brass Nut	7/16"	100
78101118015	BA-2-16-WBN	White with Brass Nut	5/8"	100
78101199566	BA-2-16-7-WBN	White with Brass Nut	7/16"	100

Read safety/installation instruction sheets in packages before use. These products are designed for positioning only. No load rating.

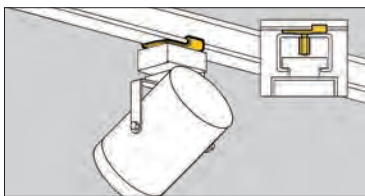


- Supports electrical fixtures from 9/16" T-Bar.
- Stud size: 1/4"-20 x 5/8".
- Static Load Capacity: 40 Lbs.

9/16" Twist Fasteners



UPC/Part Number	Catalog Number	Finish	Stud Length	Box Qty.
78101103458	BA-4-9	Black	5/8"	100
78101103461	BA-4-9-W	White	5/8"	100



- Supports electrical fixtures and track lighting from 9/16" T-Bar.
- Stud size: #8-32 x length.
- Static Load Capacity: 25 Lbs.

9/16" Twist Fasteners



BA-2-9 Series with Pal Nut

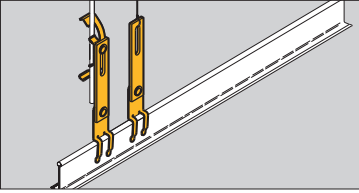


BA-2-9-BN Series with Brass Nut

UPC/Part Number	Catalog Number	Finish	Stud Length	Box Qty.
78101103467	BA-2-9	Black	5/8"	100
78101103466	BA-2-9-7	Black	7/16"	100
78101103459	BA-2-9-W	White	5/8"	100
78101103465	BA-2-9-BN	Black	5/8"	100
78101103464	BA-2-9-7-BN	Black	7/16"	100
78101103460	BA-2-9-WBN	White	5/8"	100

Read safety/installation instruction sheets in packages before use. These products are designed for positioning only. No load rating.

Acoustical tee



- Secures independent support wires to ceiling grid as required by NEC Article 300.11.
- Slotted design permits adjustment when securing rods.
- Bright yellow color, Per NEC 300.11 (A), is easily identified by inspectors.

Drop Wire/Rod Securing Clip



BA-311



BA-311-W2 Shown

UPC/Part Number	Catalog Number	Description	Box Qty.
78101199569	BA311	#12 thru #8 Wire	100
78101199570	BA311-W2	#12 thru 1/4" Plain or	100
78101199571	BA311-W6	3/8" Plain or Threaded Rod	100

Read safety/installation instruction sheets in packages before use. These products are designed for positioning only. No load rating.



Seismic Fixture Clamps

- BA-SFC Series provides seismic restraint for light fixtures within a suspended ceiling.
- BA-SFC reduces labor by attaching light fixtures to the T-bar frame and eliminating extra drop wires or chains.
- Load rating: 200 lbs.
- Provides positive attachment of fixtures to ceiling grid members, in compliance with ICBO Acceptance Criteria 184 (AC 184).
- Satisfies NEC 410.16(C) which requires positive attachment for secure fastening of luminaries.

UPC/Part Number	Catalog Number	Description	Box Qty.
78205145911	BA-SFC	Seismic Fixture Clamp attaches one standard 2' x 4' light fixture to T-Bar ceiling	25 sets (4 clamps per set)
78205145912	BA-SFC-E*	For attachment of two standard 2' x 4' light fixtures end-to-end onto T-Bar ceiling	25 sets (4 clamps per set)
78205145913	BA-SFC-S*	For attachment of two standard 2' x 4' light fixtures side-by-side onto T-Bar ceiling	25 sets (4 clamps per set)
78205145914	BA-SFC-CF*	For attachment of standard 2' x 2' light fixtures onto T-Bar	50 sets (2 clamps per set)
78205145915	BA-SFC-CFS	Seismic Fixture Clamp for reinforcement of main runner connection points	50 sets (2 clamps per set)

* BASFC is required to complete installation.

Read safety/installation instruction sheets in packages before use. These products are designed for positioning only. No load rating.

Acoustical tee

Seismic Fixture Clamps cont.



BA-SFC



BA-SFC-E



BA-SFC-S

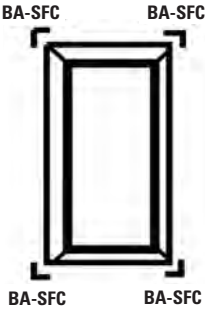


BA-SFC-CF



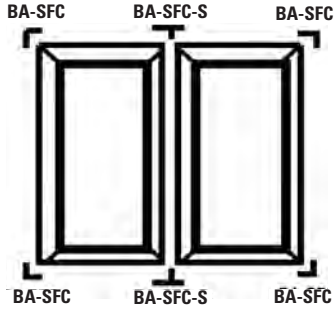
BA-SFC-CFS

Single Fixture Installation



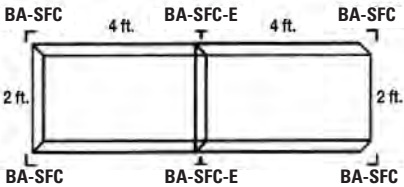
Parts Required:
1 pc. BA-SFC Installation Kit

Two Fixtures (Side by Side)



Parts Required:
1 pc. BA-SFC Installation Kit
1 pc. BA-SFC-S Installation Kit

Two Fixtures (End to End)



Parts Required:
1 pc. BA-SFC Installation Kit
1 pc. BA-SFC-E Installation Kit

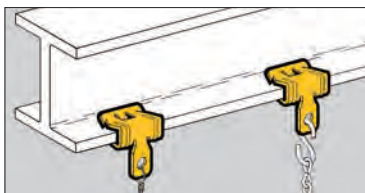


*Read safety/installation instruction sheets in packages before use.
These products are designed for positioning only. No load rating.*



*Read safety/installation instruction sheets in packages before use.
These products are designed for positioning only. No load rating.*

Beams



- Permits fast and easy installation on bulb tees and beams.
- Clearance hole for 1/4" bolt in tab.
- Simply installed with a hammer.

Flange Beam Fasteners




UPC/Part Number	Catalog Number	Flange Thickness	Static Load Cap.	Box Qty.
78101118290	BE-1-2	3/32" - 9/64"	160 lbs.	100



BE-2-4

UPC/Part Number	Catalog Number	Flange Thickness	Static Load Cap.	Box Qty.
78101118295	BE-2-4	1/8" - 1/4"	200 lbs.	100
78101118300	BE-5-8	5/16" - 1/2"	200 lbs.	100
78101118305	BE-9-12	9/16" - 3/4"	200 lbs.	100

Read safety/installation instruction sheets in packages before use.
These products are designed for positioning only. No load rating.



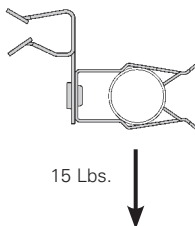
- Quickly attaches conduit to beams.
- Fasteners will rotate 360°.
- Simply installed with a hammer.

Push-Type Conduit To Beam Fasteners




UPC/Part Number	Catalog Number	Conduit Size	Flange Thickness	Box Qty.
78101119275	BP-8-E-2-4	1/2" EMT	1/8" - 1/4"	100
78101119280	BP-8-E-5-8	1/2" EMT	5/16" - 1/2"	100
78101119285	BP-8-E-9-12	1/2" EMT	9/16" - 3/4"	100
78101119375	BP-12-E-2-4	1/2" EMT 1/2" IMC, Rigid	1/8" - 1/4"	100
78101119380	BP-12-E-5-8	1/2" EMT 1/2" IMC, Rigid	5/16" - 1/2"	100
78101119385	BP-12-E-9-12	1/2" EMT 1/2" IMC, Rigid	9/16" - 3/4"	100
78101119465	BP-16-E-2-4	1" EMT 3/4" IMC, Rigid	1/8" - 1/4"	100
78101119470	BP-16-E-5-8	1" EMT 3/4" IMC, Rigid	5/16" - 1/2"	100
78101119475	BP-16-E-9-12	1" EMT 3/4" IMC, Rigid	9/16" - 3/4"	100

**Ultimate
Static Load
Capacity**



*Read safety/installation instruction sheets in packages before use.
These products are designed for positioning only. No load rating.*



- Unique Guide-Rite™ fastener provides for fast and easy installation.
- Fasteners will rotate 360°.
- Simply installed with a hammer and pliers.

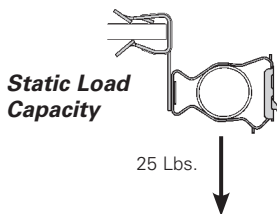
Guide-Rite Conduit To Beam Fasteners




UPC/Part Number	Catalog Number	Conduit Size	Flange Thickness	Box Qty.
78101118430	BG-6-E-2-4*	3/8"	1/8" - 1/4"	100
78101118435	BG-6-E-5-8*	3/8"	5/16" - 1/2"	100
78101118440	BG-6-E-9-12*	3/8"	9/16" - 3/4"	100
78101118505	BG-8-12-E-2-4	1/2", 3/4"	1/8" - 1/4"	100
78101118510	BG-8-12-E-5-8	1/2", 3/4"	5/16" - 1/2"	100
78101118515	BG-8-12-E-9-12	1/2", 3/4"	9/16" - 3/4"	100
78101118575	BG-16-E-2-4	1"	1/8" - 1/4"	100
78101118580	BG-16-E-5-8	1"	5/16" - 1/2"	100
78101118585	BG-16-E-9-12	1"	9/16" - 3/4"	100
78101118660	BG-20-E-2-4	1 1/4"	1/8" - 1/4"	100
78101118665	BG-20-E-5-8	1 1/4"	5/16" - 1/2"	100
78101118670	BG-20-E-9-12	1 1/4"	9/16" - 3/4"	100
78101118705	BG-24-E-2-4	1 1/2"	1/8" - 1/4"	50
78101118710	BG-24-E-5-8	1 1/2"	5/16" - 1/2"	50
78101118715	BG-24-E-9-12	1 1/2"	9/16" - 3/4"	50
78101118745	BG-32-E-2-4	2"	1/8" - 1/4"	50
78101118750	BG-32-E-5-8	2"	5/16" - 1/2"	50
78101118755	BG-32-E-9-12	2"	9/16" - 3/4"	50

Patent #4958792

* BG-6 will accept the following range Ø.420 - Ø.675: 14/2 thru 10/4 MC/AC cable and 5/16" or 3/8" flexible conduit



Read safety/installation instruction sheets in packages before use. These products are designed for positioning only. No load rating.



Cable To Beam Fasteners



- Attaches MC, AC, sizes 14/2 through 10/3 or 3/8" FMC to beam flanges 1/8" to 3/4" thick.
- Fasteners will rotate 360°.
- Simply installed with a hammer.

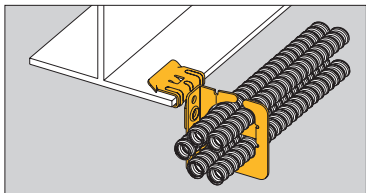


UPC/Part Number	Catalog Number	Types Of Runs	Flange Thickness	Box Qty.
78101101192	BX4-E-2-4	Single	1/8" - 1/4"	100
78101101193	BX4-E-5-8	Single	5/16" - 1/2"	100
78101101194	BX4-E-9-12	Single	9/16" - 3/4"	100



UPC/Part Number	Catalog Number	Types Of Runs	Flange Thickness	Box Qty.
78101101213	BX4M-E-2-4	Double	1/8" - 1/4"	100
78101101214	BX4M-E-5-8	Double	5/16" - 1/2"	100
78101101215	BX4M-E-9-12	Double	5/16" - 3/4"	100

Read safety/installation instruction sheets in packages before use.
These products are designed for positioning only. No load rating.



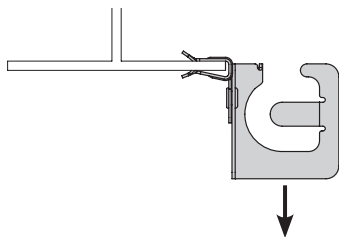
MC/AC Cable Carrier to Beam Fastener



BRC5-2-E24

- Secures and supports MC/AC cables as required by the NEC.
- Effectively organizes cables and eliminates derating issues.
- BRC5-1 secures up to four (4) runs of .430 to .560 diameter cable.
- BRC5-2 secures up to nine (9) runs of .430 to .560 diameter cable.
- BRC5-3 secures up to seven (7) runs of .560 to .690 diameter cable.
- Load Capacity: 50 lbs.


UPC/Part Number	Catalog Number	Flange Thickness	Box Qty.
78205144093	BRC51-E12	3/32" - 9/64"	25
78205144096	BRC51-E24	1/8" - 1/4"	25
78205144099	BRC51-E58	5/16" - 1/2"	25
78205144102	BRC51-E912	9/16" - 3/4"	25
78205144094	BRC52-E12	3/32" - 9/64"	25
78205144097	BRC52-E24	1/8" - 1/4"	25
78205144100	BRC52-E58	5/16" - 1/2"	25
78205144103	BRC52-E912	9/16" - 3/4"	25
78205144095	BRC53-E12	3/32" - 9/64"	25
78205144098	BRC53-E24	1/8" - 1/4"	25
78205144101	BRC53-E58	5/16" - 1/2"	25
78205144104	BRC53-E912	9/16" - 3/4"	25



Static Load Capacity

50 Lbs.

Read safety/installation instruction sheets in packages before use. These products are designed for positioning only. No load rating.



- Suspend boxes or fixtures from beam flanges $\frac{1}{8}$ " to $\frac{3}{4}$ " thick.
- Provided with $\frac{1}{4}$ "-20 thread impression for quick and secure attachment.
- Simply installed with a hammer.

Universal Beam Fasteners

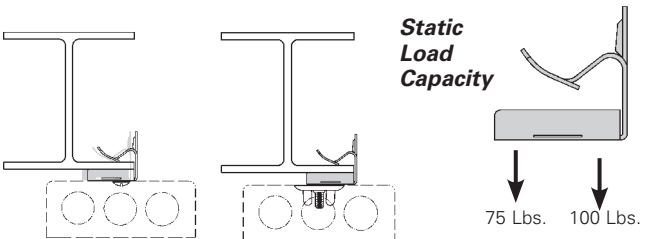


UPC/Part Number	Catalog Number	Flange Thickness	Box Qty.
78101119600	BU-2-4	$\frac{1}{8}$ " - $\frac{1}{4}$ "	100
78101119605	BU-5-8	$\frac{5}{16}$ " - $\frac{1}{2}$ "	100
78101119610	BU-9-12	$\frac{9}{16}$ " - $\frac{3}{4}$ "	100



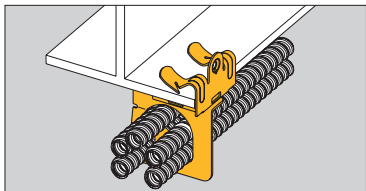
20 x $\frac{3}{8}$ "
Threaded Stud

UPC/Part Number	Catalog Number	Flange Thickness	Box Qty.
78101119615	BU-2-4-S	$\frac{1}{8}$ " - $\frac{1}{4}$ "	100
78101119620	BU-5-8-S	$\frac{5}{16}$ " - $\frac{1}{2}$ "	100
78101119625	BU-9-12-S	$\frac{9}{16}$ " - $\frac{3}{4}$ "	100



Note: Indicated loads are static load capacity and should not be combined.

Read safety/installation instruction sheets in packages before use.
These products are designed for positioning only. No load rating.

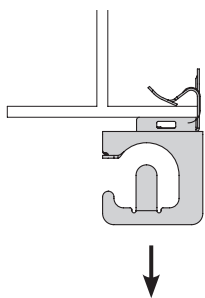


MC/AC Cable Carrier to Beam Fastener



- Secures and supports MC/AC cables as required by the NEC.
- Effectively organizes cables and eliminates derating issues.
- BRC5-1 secures up to four (4) runs of .430 to .560 diameter cable.
- BRC5-2 secures up to nine (9) runs of .430 to .560 diameter cable.
- BRC5-3 secures up to seven (7) runs of .560 to .690 diameter cable.
- Load Capacity: 50 lbs.


UPC/Part Number	Catalog Number	Flange Thickness	Box Qty.
78205144066	BRC51-U24	1/8" - 1/4"	25
78205144069	BRC51-U58	5/16" - 1/2"	25
78205144072	BRC51-U912	9/16" - 3/4"	25
78205144067	BRC52-U24	1/8" - 1/4"	25
78205144070	BRC52-U58	5/16" - 1/2"	25
78205144073	BRC52-U912	9/16" - 3/4"	25
78205144068	BRC53-U24	1/8" - 1/4"	25
78205144071	BRC53-U58	5/16" - 1/2"	25
78205144074	BRC53-U912	9/16" - 3/4"	25



Static Load Capacity

75 Lbs.

Read safety/installation instruction sheets in packages before use. These products are designed for positioning only. No load rating.



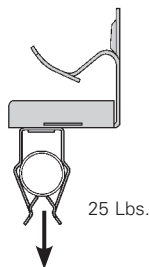
- Quickly attaches conduit to beams.
- Fasteners will rotate 360°.
- Simply installed with a hammer.

Push-Type Conduit To Beam Fasteners




UPC/Part Number	Catalog Number	Conduit Size	Flange Thickness	Box Qty.
78101119310	BP-8-U-2-4	1/2" EMT	1/8" - 1/4"	100
78101119315	BP-8-U-5-8	1/2" EMT	5/16" - 1/2"	100
78101119320	BP-8-U-9-12	1/2" EMT	9/16" - 3/4"	100
78101119405	BP-12-U-2-4	3/4" EMT 1/2" IMC, Rigid	1/8" - 1/4"	100
78101119410	BP-12-U-5-8	3/4" EMT 1/2" IMC, Rigid	5/16" - 1/2"	100
78101119415	BP-12-U-9-12	3/4" EMT 1/2" IMC, Rigid	9/16" - 3/4"	100
78101119490	BP-16-U-2-4	1" EMT 3/4" IMC, Rigid	1/8" - 1/4"	100
78101119495	BP-16-U-5-8	1" EMT 3/4" IMC, Rigid	5/16" - 1/2"	100
78101119500	BP-16-U-9-12	1" EMT 3/4" IMC, Rigid	9/16" - 3/4"	100

**Ultimate
Static Load
Capacity**



*Read safety/installation instruction sheets in packages before use.
These products are designed for positioning only. No load rating.*



- Unique Guide-Rite™ Fastener provides for fast and easy installation.
- Fasteners will rotate 360°.
- Simply installed with a hammer and pliers.

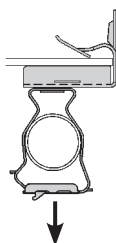
Guide-Rite Conduit To Beam Fasteners



UPC/Part Number	Catalog Number	Conduit Size	Flange Thickness	Box Qty.
78101118450	BG-6-U-2-4*	3/8"	1/8" - 1/4"	100
78101118455	BG-6-U-5-8*	3/8"	5/16" - 1/2"	100
78101118460	BG-6-U-9-12*	3/8"	9/16" - 3/4"	100
78101118525	BG-8-12-U-2-4	1/2", 3/4"	1/8" - 1/4"	100
78101118530	BG-8-12-U-5-8	1/2", 3/4"	5/16" - 1/2"	100
78101118535	BG-8-12-U-9-12	1/2", 3/4"	9/16" - 3/4"	100
78101118625	BG-16-U-2-4	1"	1/8" - 1/4"	100
78101118630	BG-16-U-5-8	1"	5/16" - 1/2"	100
78101118635	BG-16-U-9-12	1"	9/16" - 3/4"	100
78101118680	BG-20-U-2-4	1 1/4"	1/8" - 1/4"	100
78101118685	BG-20-U-5-8	1 1/4"	5/16" - 1/2"	100
78101118690	BG-20-U-9-12	1 1/4"	9/16" - 3/4"	100
78101118720	BG-24-U-2-4	1 1/2"	1/8" - 1/4"	50
78101118725	BG-24-U-5-8	1 1/2"	5/16" - 1/2"	50
78101118730	BG-24-U-9-12	1 1/2"	9/16" - 3/4"	50
78101118760	BG-32-U-2-4	2"	1/8" - 1/4"	50
78101118765	BG-32-U-5-8	2"	5/16" - 1/2"	50
78101118770	BG-32-U-9-12	2"	9/16" - 3/4"	50

Patent #4958792

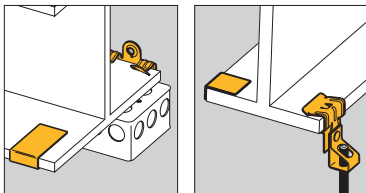
* BG-6 will accept the following range $\varnothing.420 - \varnothing.675$: 14/2 thru 10/4 MC/AC cable and 5/16" or 3/8" flexible conduit



Static Load Capacity

75 Lbs.

Read safety/installation instruction sheets in packages before use. These products are designed for positioning only. No load rating.



Beam Fasteners With Anchor Straps

- Anchor strap provides secure attachment to beam flanges.
- Suspends threaded rod from beam flanges.
- 8" anchor straps are provided for $\frac{1}{8}$ " to $\frac{1}{4}$ " thick flanges.
- 13" anchor straps are provided for $\frac{5}{16}$ " to $\frac{3}{4}$ " thick flanges.



Static Load Capacity

75 Lbs.



UPC/Part Number	Catalog Number	Stud Size	Flange Thickness	Box Qty.
78101104942	BU-2-4-S-AS	$\frac{1}{4}$ "-20 x $\frac{3}{8}$ "	$\frac{1}{8}$ " - $\frac{1}{4}$ "	50
78101104943	BU-5-8-S-AS	$\frac{1}{4}$ "-20 x $\frac{3}{8}$ "	$\frac{5}{16}$ " - $\frac{1}{2}$ "	50
78101104944	BU-9-12-S-AS	$\frac{1}{4}$ "-20 x $\frac{3}{8}$ "	$\frac{9}{16}$ " - $\frac{3}{4}$ "	50



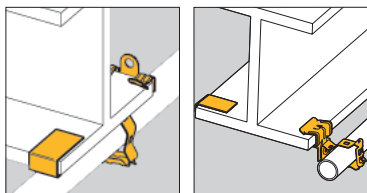
Static Load Capacity

160 Lbs.



UPC/Part Number	Catalog Number	Threaded Rod Size	Flange Thickness	Box Qty.
78101104948	BH4-E-2-4-AS	$\frac{1}{4}$ "-20	$\frac{1}{8}$ " - $\frac{1}{4}$ "	50
78101104949	BH4-E-5-8-AS	$\frac{1}{4}$ "-20	$\frac{5}{16}$ " - $\frac{1}{2}$ "	50
78101104950	BH4-E-9-12-AS	$\frac{1}{4}$ "-20	$\frac{9}{16}$ " - $\frac{3}{4}$ "	50
78101104951	BH6-E-2-4-AS	$\frac{3}{8}$ "-16	$\frac{1}{8}$ " - $\frac{1}{4}$ "	50
78101104952	BH6-E-5-8-AS	$\frac{3}{8}$ "-16	$\frac{5}{16}$ " - $\frac{1}{2}$ "	50
78101104953	BH6-E-9-12-AS	$\frac{3}{8}$ "-16	$\frac{9}{16}$ " - $\frac{3}{4}$ "	50

Read safety/installation instruction sheets in packages before use.
These products are designed for positioning only. No load rating.



- Anchor strap provides secure attachment to beam flanges.
- Unique Guide-Rite™ Fastener provides for fast and easy installation.
- 8" anchor straps are provided for 1/8" to 1/4" thick flanges.
- 13" anchor straps are provided for 5/16" to 3/4" thick flanges.

Conduit To Beam Fasteners With Anchor Straps



Static Load Capacity

75 Lbs.

UPC/Part Number	Catalog Number	Conduit Size	Flange Thickness	Box Qty.
78101104966	BG-8-12-U-2-4-AS	1/2", 3/4"	1/8" - 1/4"	50
78101104967	BG-8-12-U-5-8-AS	1/2", 3/4"	5/16" - 1/2"	50
78101104968	BG-8-12-U-9-12-AS	1/2", 3/4"	9/16" - 3/4"	50
78101104969	BG-16-U-2-4-AS	1"	1/8" - 1/4"	50
78101104970	BG-16-U-5-8-AS	1"	5/16" - 1/2"	50
78101104971	BG-16-U-9-12-AS	1"	9/16" - 3/4"	50

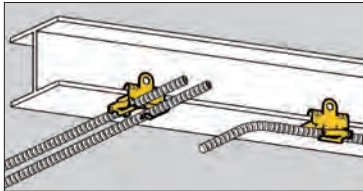


Static Load Capacity

25 Lbs.

UPC/Part Number	Catalog Number	Conduit Size	Flange Thickness	Box Qty.
78101104972	BG-8-12-E-2-4-AS	1/2", 3/4"	1/8" - 1/4"	50
78101104973	BG-8-12-E-5-8-AS	1/2", 3/4"	5/16" - 1/2"	50
78101104974	BG-8-12-E-9-12-AS	1/2", 3/4"	9/16" - 3/4"	50
78101104975	BG-16-E-2-4-AS	1"	1/8" - 1/4"	50
78101104976	BG-16-E-5-8-AS	1"	5/16" - 1/2"	50
78101104977	BG-16-E-9-12-AS	1"	9/16" - 3/4"	50

Read safety/installation instruction sheets in packages before use. These products are designed for positioning only. No load rating.



- Attaches MC, AC, sizes 14/2 through 10/3 or 3/8" FMC to flanges 1/8" to 3/4" thick.
- Fasteners will rotate 360°.

Cable To Beam Fasteners

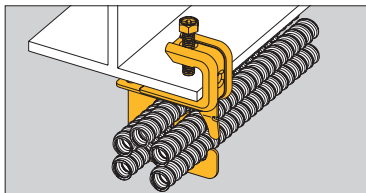


UPC/Part Number	Catalog Number	Description	Flange Thickness	Box Qty.
78101101197	BX4-U-2-4	Single Runs	1/8" - 1/4"	100
78101101198	BX4-U-5-8	Single Runs	5/16" - 1/2"	100
78101101199	BX4-U-9-12	Single Runs	9/16" - 3/4"	100



UPC/Part Number	Catalog Number	Description	Flange Thickness	Box Qty.
78101101206	BX4M-U-2-4	Double Runs	1/8" - 1/4"	100
78101101207	BX4M-U-5-8	Double Runs	5/16" - 1/2"	100
78101101208	BX4M-U-9-12	Double Runs	9/16" - 3/4"	100

Read safety/installation instruction sheets in packages before use.
These products are designed for positioning only. No load rating.



- Secures and supports MC/AC cables as required by the NEC.
- Effectively organizes cables and eliminates derating issues.
- Fits beam flanges from 1/8" thru 5/8" thick.
- Load Capacity: 50 lbs.

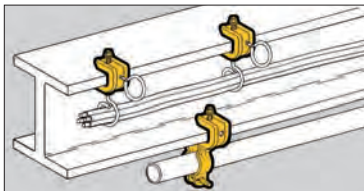
MC/AC Cable Carrier to Beam Fastener



BRC5-1-C442

UPC/Part Number	Catalog Number	Cable Diameter & Number of Runs	Box Qty.
78205144087	BRC51-C442	.430" to .560" Up to 4 Runs	25
78205144088	BRC52-C442	.430" to .560" Up to 9 Runs	25
78205144089	BRC53-C442	.560" to .690" Up to 7 Runs	25

Read safety/installation instruction sheets in packages before use.



- BC442 fits beam flanges $\frac{1}{8}$ " to $\frac{5}{8}$ ". BC442-6 fits beam flanges up to $\frac{3}{4}$ ".
- Finish: Zinc Plated.
- Static Load Capacity:
BC442 = 100 Lbs.
BC442-6 = 200 Lbs.

Beam Fasteners




UPC/Part Number	Catalog Number	Description	Box Qty.
78101118278	BC442	Accepts $\frac{1}{4}$ "-20 Threaded Rod or $\frac{1}{4}$ "-20 Threaded Bridle Rings	50
78101104283	BC442-6	Accepts $\frac{3}{8}$ "-16 Threaded Rod	25



UPC/Part Number	Catalog Number	Conduit Size Rigid	EMT	Box Qty.
78101119850	BL1400-C442	$\frac{1}{2}$ "	$\frac{1}{2}$ "	50
78101119851	BL1410-C442	$\frac{3}{4}$ "	$\frac{3}{4}$ "	50
78101119852	BL1420-C442	1"	1"	50
78101119853	BL1425-C442	--	1 $\frac{1}{4}$ "	50
78101119854	BL1430-C442	1 $\frac{1}{4}$ "	1 $\frac{1}{2}$ "	50
78101119855	BL1440-C442	1 $\frac{1}{2}$ "	--	25
78101119856	BL1450-C442	2"	2"	25

Read safety/installation instruction sheets in packages before use. These products are designed for positioning only. No load rating.

Beams




- Can be used with 1/4"-20 and 3/8"-16 threaded rod or bridle rings.
- Fits beam flanges through 1/2" thick.
- Safety Factor of 5.
- Finish: Zinc-Plated.

Beam Fasteners



UPC/Part Number	Catalog Number	Rod Size	Static Load Cap.	Box Qty.
78101155333	B444-1/4	1/4"-20	150 lbs.	50
78101155333	B444-5/16	5/16"-18	150 lbs.	50
78101155333	B444-3/8	3/8"-16	150 lbs.	50



- Fits beam flanges thru 1/2" thick.
- Accepts "S" hooks, 1/4" and 3/8" threaded rod, 1/4"-20 or #10-24 threaded bridle rings.
- Supports conduit and electrical boxes.

Conduit To Beam Fasteners



UPC/Part Number	Catalog Number	Flange Thickness	Static Load Cap.	Box Qty.
78101118275	BC1	Thru 1/2"	100 lbs.	100



Guide-Rite™
Fastener

UPC/Part Number	Catalog Number	Conduit Size EMT & Rigid	Static Load Cap.	Box Qty.
78101118490	BG-8-12-C2	1/2", 3/4"	100 lbs.	100
78101118570	BG-16-C2	1"	100 lbs.	100
78101118655	BG-20-C2	1 1/4"	100 lbs.	100
78101118700	BG-24-C2	1 1/2"	100 lbs.	100
78101118740	BG-32-C2	2"	100 lbs.	100

Read safety/installation instruction sheets in packages before use.

Conduit To Beam Fasteners



Guide-Rite™
Fastener

UPC/Part Number	Catalog Number	Conduit Size EMT & Rigid	Static Load Cap.	Box Qty.
78101118485	BG-8-12-C1	½", ¾"	25 lbs.	100
78101118565	BG-16-C1	1"	25 lbs.	100
78101118650	BG-20-C1	1¼"	25 lbs.	100
78101118695	BG-24-C1	1½"	25 lbs.	50
78101118735	BG-32-C1	2"	25 lbs.	50



Push-Type

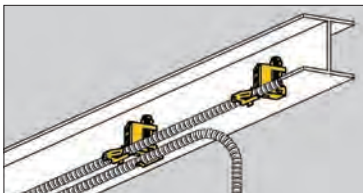
UPC/Part Number	Catalog Number	Conduit Size	Ultimate Static Load Cap.	Box Qty.
78101119260	BP-8-C2	½" EMT	25 lbs.	100
78101119360	BP-12-C2	¾" EMT ½" IMC, Rigid	25 lbs.	100
78101119455	BP-16-C2	1" EMT ¾" IMC, Rigid	25 lbs.	100



Push-Type

UPC/Part Number	Catalog Number	Conduit Size	Ultimate Static Load Cap.	Box Qty.
78101119255	BP-8-C1	½" EMT	25 lbs.	100
78101119355	BP-12-C1	¾" EMT ½" IMC, Rigid	25 lbs.	100
78101119450	BP-16-C1	1" EMT ¾" IMC, Rigid	25 lbs.	100

Read safety/installation instruction sheets in packages before use.



- Attaches MC, AC, sizes 14/2 through 10/3 or 3/8" FMC to beam flanges thru 1/2" thick.
- Fasteners will rotate 360°.
- Requires only a screwdriver to install.

Cable To Beam Fasteners

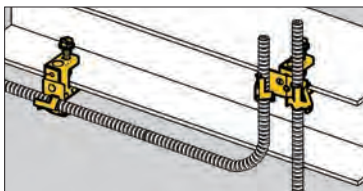


BX4-C2



BX4M-C2

UPC/Part Number	Catalog Number	Flange Thickness	Box Qty.
78101101190	BX4-C2	Single Runs	100
78101101210	BX4M-C2	Double Runs	100



- Attaches MC, AC, sizes 14/2 through 10/3 or 3/8" FMC to beam flanges thru 1/2" thick.
- Fasteners will rotate 360°.
- Requires only a screwdriver to install.

Cable To Beam Fasteners



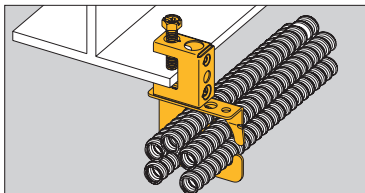
BX4-C1



BX4M-C1

UPC/Part Number	Catalog Number	Flange Thickness	Box Qty.
78101101191	BX4-C1	Single Runs	100
78101101209	BX4M-C1	Double Runs	100

Read safety/installation instruction sheets in packages before use. These products are designed for positioning only. No load rating.




- Secures and supports MC/AC cables as required by the NEC.
- Effectively organizes cables and eliminates derating issues.
- Fits beam flanges thru 1/2" thick.
- Load Capacity: 50 lbs.

MC/AC Cable Carrier to Beam Fastener



BRC5-x-C2

UPC/Part Number	Catalog Number	Cable Diameter & Number of Runs	Box Qty.
78205144090	BRC51-C2	.430" to .560" Up to 4 Runs	25
78205144091	BRC52-C2	.430" to .560" Up to 9 Runs	25
78205144092	BRC53-C2	.560" to .690" Up to 7 Runs	25



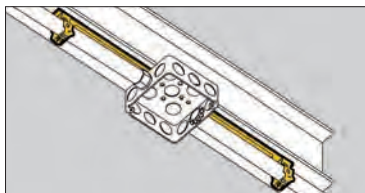
- Attaches type NM cable to beam flanges $\frac{1}{8}$ " to $\frac{1}{2}$ " thick.
- Supports cable sizes 14/2 and 12/2 with ground wire.
- Simply installed with a hammer.

Cable To Beam Fasteners



UPC/Part Number	Catalog Number	Flange Thickness	Box Qty.
78101103550	BRC3-E-2-4	$\frac{1}{8}$ " to $\frac{1}{4}$ "	100
78101103551	BRC3-E-5-8	$\frac{5}{16}$ " to $\frac{1}{2}$ "	100
78101103552	BRC3-E-9-12	$\frac{9}{16}$ " to $\frac{3}{4}$ "	100

*Read safety/installation instruction sheets in packages before use.
These products are designed for positioning only. No load rating.*



- BMC3 plate is available to support multiple conduit runs.
- Guide-Rite™ Riveted assembly secures electrical boxes and conduit runs to beam flanges 1/8" to 1/2" thick.
- Provides support for conduit on either side of electrical box.
- Assemblies using BMC3 plate include center conduit clamp. Additional conduit clamps may be purchased separately.

Guide-Rite Conduit & Box Support Fasteners



- Consult factory for pre-fab box assemblies.



BG_-S18-U_



BG_-S18-U_-MC3

UPC/Part Number	Catalog Number	Conduit Size	Flange Thickness	Box Qty.
78101103583	BG6-S18-U24 *	3/8"	1/8" to 1/4"	25
78101103584	BG6-S18-U58 *	3/8"	5/16" to 1/2"	25
78101103579	BG812-S18-U24	1/2", 3/4"	1/8" to 1/4"	25
78101103580	BG812-S18-U58	1/2", 3/4"	5/16" to 1/2"	25
78101103581	BG16-S18-U24	1"	1/8" to 1/4"	25
78101103582	BG16-S18-U58	1"	5/16" to 1/2"	25

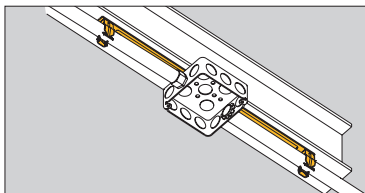
Patent #4958792

With Multiple Conduit Plate

78205152813	BG6-S18-U24-MC3 *	3/8"	1/8" to 1/4"	25
78205152814	BG6-S18-U58-MC3 *	3/8"	5/16" to 1/2"	25
78205152815	BG812-S18-U24-MC3	1/2", 3/4"	1/8" to 1/4"	25
78205152816	BG812-S18-U58-MC3	1/2", 3/4"	5/16" to 1/2"	25
78205152817	BG16-S18-U24-MC3	1"	1/8" to 1/4"	25
78205152823	BG16-S18-U58-MC3	1"	5/16" to 1/2"	25

* BG-6 will accept the following range $\varnothing.420 - \varnothing.675$: 14/2 thru 10/4 MC/AC cable and 5/16" or 3/8" flexible conduit

Read safety/installation instruction sheets in packages before use.



Push-Type Conduit & Box Support Fasteners

- Consult factory for pre-fab box assemblies.

- BMC3 plate is available to support multiple conduit runs.
- Riveted assembly secures electrical boxes and conduit runs to beam flanges $\frac{1}{8}$ " to $\frac{1}{2}$ " thick.
- Provides support for conduit on either side of electrical box.
- Assemblies using BMC3 plate include center conduit clamp. Additional conduit clamps may be purchased separately.



BP__-S18-U__



BP__-S18-U__-MC3

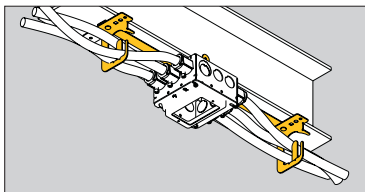
UPC/Part Number	Catalog Number	Conduit Size EMT, IMC, Rigid	Flange Thickness	Box Qty.
78205123635	BP8-S18-U24	$\frac{3}{8}$ "	$\frac{1}{8}$ " to $\frac{1}{4}$ "	25
78205123638	BP8-S18-U58	$\frac{3}{8}$ "	$\frac{5}{16}$ " to $\frac{1}{2}$ "	25
78205123636	BP12-S18-U24	$\frac{1}{2}$ ", $\frac{3}{4}$ "	$\frac{1}{8}$ " to $\frac{1}{4}$ "	25
78205123639	BP12-S18-U58	$\frac{1}{2}$ ", $\frac{3}{4}$ "	$\frac{5}{16}$ " to $\frac{1}{2}$ "	25
78205123637	BP16-S18-U24	1"	$\frac{1}{8}$ " to $\frac{1}{4}$ "	25
78205123640	BP16-S18-U58	1"	$\frac{5}{16}$ " to $\frac{1}{2}$ "	25

Patent #4958792

With Multiple Conduit Plate

78205152824	BP8-S18-U24-MC3	$\frac{3}{8}$ "	$\frac{1}{8}$ " to $\frac{1}{4}$ "	25
78205152825	BP8-S18-U58-MC3	$\frac{3}{8}$ "	$\frac{5}{16}$ " to $\frac{1}{2}$ "	25
78205152827	BP12-S18-U24-MC3	$\frac{1}{2}$ ", $\frac{3}{4}$ "	$\frac{1}{8}$ " to $\frac{1}{4}$ "	25
78205152828	BP12-S18-U58-MC3	$\frac{1}{2}$ ", $\frac{3}{4}$ "	$\frac{5}{16}$ " to $\frac{1}{2}$ "	25
78205152825	BP16-S18-U24-MC3	1"	$\frac{1}{8}$ " to $\frac{1}{4}$ "	25
78205152964	BP16-S18-U58-MC3	1"	$\frac{5}{16}$ " to $\frac{1}{2}$ "	25

Read safety/installation instruction sheets in packages before use.
These products are designed for positioning only. No load rating.



- Riveted assembly provides support for electrical box and cable run on either side of box.
- Cable retention tab is open for easy loading and contains cable when bent in place.

Multi-Run Cable Carrier & Box Support Fastener




BRC5_-S18-U__

UPC/Part Number	Catalog Number	Conduit Size Number of Runs	Flange Thickness	Box Qty.
78205152829	BRC51-S18-U24	.430" - .560" Up to 4 Runs	1/8" to 1/4"	25
78205152830	BRC51-S18-U58	.560" - .690" Up to 7 Runs	5/16" to 1/2"	25
78205152834	BRC53-S18-U24	.430" - .560" Up to 4 Runs	1/8" to 1/4"	25
78205152835	BRC53-S18-U58	.560" - .690" Up to 7 Runs	5/16" to 1/2"	25



Hangers



- Suspends straps thru 1½" wide from beam flanges ⅛" to ¾" thick.
- Suspends straps parallel or at right angles to beams.
- Simply installed with a hammer.
- Static Load Capacity: 200 Lbs.

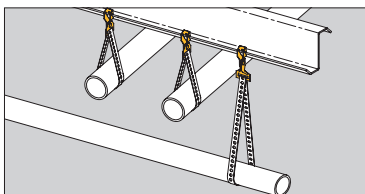
Strap Hangers




Parallel

Right Angle

UPC/Part Number	Catalog Number	Description	Flange Thickness	Box Qty.
78101104930	BHE-1-2	Parallel	⅛" to ⅜"	100
78101118870	BH-2-4	Parallel	⅛" to ¼"	100
78101118880	BH-5-8	Parallel	⅝" to ½"	100
78101118890	BH-9-12	Parallel	⅞" to ¾"	100
78101104115	BH-1-2-R	Right Angle	⅛" to ⅜"	100
78101118875	BH-2-4-R	Right Angle	⅛" to ¼"	100
78101118885	BH-5-8-R	Right Angle	⅝" to ½"	100
78101118895	BH-9-12-R	Right Angle	⅞" to ¾"	100



"Z" Purlin Hangers



BH-H7



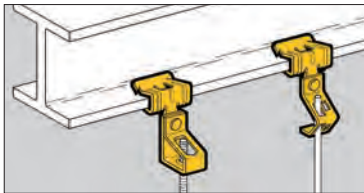
BH-F12



BH-F12-R

UPC/Part Number	Catalog Number	Description	Box Qty.
78101103385	BH-F12	Right Angle	100
78101103384	BH-F12-R	Parallel	100
78101119922	BH-H7	Parallel	100

Read safety/installation instruction sheets in packages before use.



- Suspend wire or plain and threaded rod from beam flanges 1/8" to 3/4" thick.
- Simply installed with a hammer.
- Static Load Capacity: 160 Lbs.

Rod To Beam Hangers



UPC/Part Number	Catalog Number	Flange Thickness	Description	Box Qty.
78101118900	BH1-E-2-4	1/8" to 1/4"	#8 Wire or 1/4" Plain Rod	100
78101118905	BH1-E-5-8	5/16" - 1/2"	#8 Wire or 1/4" Plain Rod	100
78101118910	BH1-E-9-12	9/16" - 3/4"	#8 Wire or 1/4" Plain Rod	100

UPC/Part Number	Catalog Number	Flange Thickness	Plain Rod Size	Box Qty.
78101118940	BH2-E-2-4	1/8" to 1/4"	3/8"	100
78101118945	BH2-E-5-8	5/16" - 1/2"	3/8"	100
78101118950	BH2-E-9-12	9/16" - 3/4"	3/8"	100

Read safety/installation instruction sheets in packages before use.

Hangers

Rod To Beam Hangers



With thread impression

UPC/Part Number	Catalog Number	Flange Thickness	Threaded Rod Size	Box Qty.
78101118980	BH4-E-2-4	1/8" to 1/4"	1/4"	100
78101118985	BH4-E-5-8	5/16" - 1/2"	1/4"	100
78101118990	BH4-E-9-12	9/16" - 3/4"	1/4"	100
78101119060	BH6-E-2-4	1/8" to 1/4"	3/8"	100
78101119065	BH6-E-5-8	5/16" - 1/2"	3/8"	100
78101119070	BH6-E-9-12	9/16" - 3/4"	3/8"	100

Note: BH4 and BH6 have thread impressions.

UPC/Part Number	Catalog Number	Flange Thickness	Threaded Rod Size	Box Qty.
78101119020	BH5-E-2-4 *	1/8" to 1/4"	1/4" to 3/8"	100
78101119025	BH5-E-5-8 *	5/16" - 1/2"	1/4" to 3/8"	100
78101119030	BH5-E-9-12 *	9/16" - 3/4"	1/4" to 3/8"	100

*Nuts required.



- Compensates for angle of purlin lip.
- Allows for parallel conduit runs or vertical support drops.
- Riveted fasteners will rotate 360°.
- Maximum Purlin thickness of 3/32".

"Z" Purlin Hangers



BF13



BF12

UPC/Part Number	Catalog Number	Description	Static Load Cap. Lbs.	Box Qty.
78101118345	BF13	With 1/4" Hole	100	100
78101118340	BF12	For "S" Hooks	100	100



Guide-Rite™
Fastener
BG Series



Push-Type
BP Series

UPC/Part Number	Catalog Number	Conduit Size EMT & Rigid	Static Load Cap. Lbs.	Box Qty.
78101118445	BG-6-F13 *	3/8"	100	100
78101118520	BG-8-12-F13	1/2", 3/4"	100	100
78101118590	BG-16-F13	1"	100	100
78101118675	BG-20-F13	1 1/4"	100	100
78101119290	BP-8-F13	1/2" EMT	25	100
78101119390	BP-12-F13	3/4" EMT 1/2" IMC, Rigid	25	100
78101119480	BP-16-F13	1" EMT 3/4" IMC, Rigid	25	50

* BG-6 will accept the following range $\varnothing.420 - \varnothing.675$:
14/2 thru 10/4 MC/AC cable and 5/16" or 3/8" flexible conduit

Read safety/installation instruction sheets in packages before use.

Hangers

Universal Beam Fasteners




UPC/Part Number	Catalog Number	Description	Static Load Cap.	Box Qty.
78101118920	BH1-F12	#8 Wire or 1/4" Plain Rod	100 Lbs.	100
78101118960	BH2-F12	3/8" Plain Rod	100 Lbs.	100



UPC/Part Number	Catalog Number	Threaded Rod Size	Static Load Cap.	Box Qty.
78101119000	BH4-F12	1/4"	100 Lbs.	100
78101119080	BH6-F12	3/8"	100 Lbs.	100
78101119040	BH5-F12 *	1/4" & 3/8"	100 Lbs.	100

*Nuts required.

Note: BH4 and BH6 have thread impressions.



- Compensates for angle of purlin lip.
- Attaches MC, AC, sizes 14/2 through 10/3 or 3/8" FMC to "Z" Purlins up to 3/32" thick.
- Fastener will rotate 360°.
- Simply installed with a hammer.

Cable To "Z" Purlin Flange Hangers



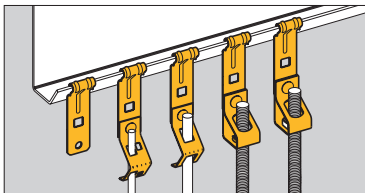
BX4-F13



BX4M-F13

UPC/Part Number	Catalog Number	Description	Flange Thickness	Box Qty.
78101101188	BX4-F13	Single Runs	Thru 3/32"	100
78101101204	BX4M-F13	Double Runs	Thru 3/32"	100

Read safety/installation instruction sheets in packages before use.



"Z" Purlin Flange Hangers

- Suspend wire, or plain and threaded rod from "Z" Purlins.
- Fits "Z" Purlins 1/16" to 1/4" thick.
- Simply installed with a hammer.
- Static Load Capacity: 160 Lbs.



UPC/Part Number	Catalog Number	Description	Box Qty.
78101104271	BF4	For "S" Hooks, Bolting Straps and Wrap Wire	100

Read safety/installation instruction sheets in packages before use.

Hangers

"Z" Purlin Flange Hangers



UPC/Part Number	Catalog Number	Description	Box Qty.
78101104274	BH1-F4	#8 Wire or 1/4" Plain Rod	100
78101104276	BH2-F4	3/8" Plain Rod	100




UPC/Part Number	Catalog Number	Threaded Rod Size	Box Qty.
78101104286	BH4-F4	1/4"	100
78101104280	BH6-F4	3/8"	100
78101104278	BH5-F4 *	1/4" - 3/8"	100

* Nuts required.

Note: BH4 & BH6 have thread impressions.

Read safety/installation instruction sheets in packages before use.



- Attaches MC, AC, sizes 14/2 thru 10/3 or 3/8" FMC to "Z" Purlins.
- Fits "Z" Purlin flanges 1/16" to 1/4" thick.
- Fastener will rotate 360°.

Cable To "Z" Purlin Flange Hangers



UPC/Part Number	Catalog Number	Description	Box Qty.
78101104931	BX4-F4	Single Runs	100

These products are designed for positioning only. No load rating.

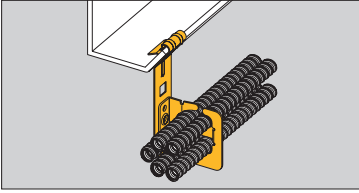


UPC/Part Number	Catalog Number	Description	Box Qty.
78101104932	BX4M-F4	Double Runs	100

These products are designed for positioning only. No load rating.

Read safety/installation instruction sheets in packages before use.

Hangers

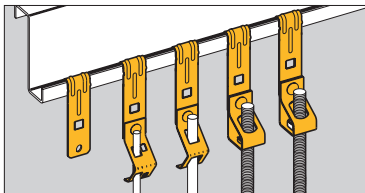


MC/AC Cable Carrier to 'Z' Purlin Flange Hanger

- Secures and supports multiple runs of MC/AC cable to 'Z' purlins.
- Effectively organizes cables and eliminates derating issues.
- Retention tab is open for easy loading and unloading and contains cables when bent in place.
- Load Capacity: 50 lbs.



UPC/Part Number	Catalog Number	Cable Diameter & Number of Runs	Box Qty.
78205144084	BRC51-F4	.430" to .560" Up to 4 Runs	25
78205144085	BRC52-F4	.430" to .560" Up to 9 Runs	25
78205144086	BRC53-F4	.560" to .690" Up to 7 Runs	25



- Suspend wire, or plain and threaded rod from vertical flanges.
- Fits vertical flanges 1/16" to 1/4" thick.
- Static Load Capacity: 160 Lbs.

Vertical Flange Hangers



UPC/Part Number	Catalog Number	Description	Box Qty.
78101104270	BF3	For "S" Hooks, Bolting Straps and Wrap Wire	100

Read safety/installation instruction sheets in packages before use.

Hangers

Vertical Flange Hangers



UPC/Part Number	Catalog Number	Description	Box Qty.
78101104273	BH1-F3	#8 Wire or 1/4" Plain Rod	100
78101104275	BH2-F3	3/8" Plain Rod	100

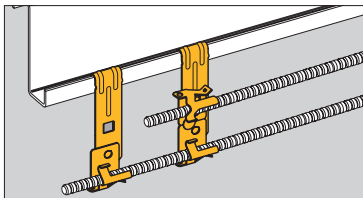


4 1/4"
Overall Height

UPC/Part Number	Catalog Number	Threaded Rod Size	Box Qty.
78101104285	BH4-F3	1/4"	100
78101104279	BH6-F3	3/8"	100
78101104933	BH5-F3 *	1/4", 3/8"	100

* Nuts required.

Read safety/installation instruction sheets in packages before use.
These products are designed for positioning only. No load rating.



- Attaches MC, AC, sizes 14/2 through 10/3 or 3/8" flexible conduit FMC to vertical flanges 1/16" to 1/4" thick.
- Fastener will rotate 360°.
- Simply installed with a hammer.

Cable To Vertical Flange Hangers



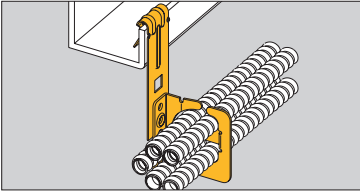
UPC/Part Number	Catalog Number	Description	Box Qty.
78101104281	BX4-F3	Single Runs	100



UPC/Part Number	Catalog Number	Description	Box Qty.
78101104282	BX4M-F3	Double Runs	100

Read safety/installation instruction sheets in packages before use. These products are designed for positioning only. No load rating.

Hangers

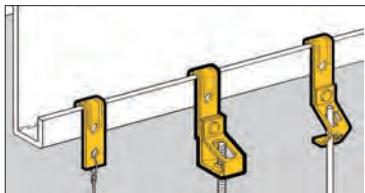


MC/AC Cable Carrier To Vertical Flange Hanger

- Secures and supports multiple runs of MC/AC cable to vertical flanges.
- Effectively organizes cables and eliminates derating issues.
- Retention tab is open for easy loading and unloading and contains cables when bent in place.
- Load Capacity: 50 lbs.



UPC/Part Number	Catalog Number	Cable Diameter & Number of Runs	Box Qty.
78205144081	BRC51-F3	.430" to .560" Up to 4 Runs	25
78205144084	BRC52-F3	.430" to .560" Up to 9 Runs	25
78205144083	BRC53-F3	.560" to .690" Up to 7 Runs	25



- Suspend wire, or plain or threaded rod from vertical flanges.
- Fits vertical flanges $\frac{1}{16}$ " to $\frac{1}{4}$ " thick.
- Static Load Capacity: 160 Lbs.

Vertical Flange Hangers



UPC/Part Number	Catalog Number	Flange Thickness	Description	Box Qty.
78101118310	BF1	$\frac{1}{16}$ " - $\frac{5}{32}$ "	For "S" Hooks, Bolting Straps and Wrap Wire	100
78101118315	BF2	$\frac{5}{32}$ " - $\frac{1}{4}$ "	For "S" Hooks, Bolting Straps and Wrap Wire	100



UPC/Part Number	Catalog Number	Flange Thickness	Description	Box Qty.
78101118915	BH1-F1	$\frac{1}{16}$ " - $\frac{5}{32}$ "	#8 Wire or $\frac{1}{4}$ " Plain Rod	100
78101118925	BH1-F2	$\frac{5}{32}$ " - $\frac{1}{4}$ "	#8 Wire or $\frac{1}{4}$ " Plain Rod	100

Read safety/installation instruction sheets in packages before use.

Hangers

Vertical Flange Hangers



UPC/Part Number	Catalog Number	Flange Thickness	Plain Rod Size	Box Qty.
78101118955	BH2-F1	1/16" - 5/32"	3/8"	100
78101118965	BH2-F2	5/32" - 1/4"	3/8"	100



UPC/Part Number	Catalog Number	Flange Thickness	Threaded Rod Size	Box Qty.
-----------------	----------------	------------------	-------------------	----------

With Thread Impression


78101118995	BH4-F1	1/16" - 5/32"	1/4"	100
78101119075	BH6-F1	1/16" - 5/32"	3/8"	100
78101119005	BH4-F2	5/32" - 1/4"	1/4"	100
78101119085	BH6-F2	5/32" - 1/4"	3/8"	100

With Clearance Hole

78101118995	BH5-F1 *	1/16" - 5/32"	1/4", 3/8"	100
78101119075	BH5-F2 *	5/32" - 1/4"	1/4", 3/8"	100

* Nuts required.

Read safety/installation instruction sheets in packages before use.



Conduit To Vertical Flange Hangers

- Supports 3/8" to 1" conduit from vertical flanges 1/16" to 1/4" thick.
- Patented Guide-Rite™ feature ensures fastener will close and lock every time.
- Simply installed with a hammer and pliers.
- Static Load Capacity: 25 Lbs.



Guide-Rite™
Fastener



UPC/Part Number	Catalog Number	Conduit Size	Flange Thickness	Box Qty.
78101119957	BG-6-F1 *	3/8"	1/16" - 5/32"	100
78101119960	BG-6-F2 *	3/8"	5/32" - 1/4"	100
78101119958	BG-8-12-F1	1/2" & 3/8"	1/16" - 5/32"	100
78101119961	BG-8-12-F2	1/2" & 3/8"	5/32" - 1/4"	100
78101119958	BG-16-F1	1"	1/16" - 5/32"	100
78101119961	BG-16-F2	1"	5/32" - 1/4"	100

Patent #4958792

* BG-6 will accept the following range Ø.420 - Ø.675:
14/2 thru 10/4 MC/AC cable and 1/16" or 3/8" flexible conduit

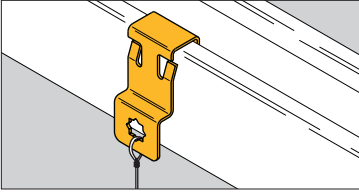


UPC/Part Number	Catalog Number	Wire Size	Flange Thickness	Box Qty.
78101103556	BRC3-F1	14/2 & 12/2 With Ground	1/16" - 5/32"	100
78101103557	BRC3-F2	14/2 & 12/2 With Ground	5/32" - 1/4"	100

Note: These products are designed for positioning only. No load rating.

Read safety/installation instruction sheets in packages before use.

Hangers



Strut Fasteners



- The BSC4 Series provides a simple, snap-on attachment to strut, eliminating the need for tools and/or drilling during installation.
- Ideal for retrofit and add-on applications.
- BSC4 provides a 1/4" mounting hole along the side of a standard strut member.
- Riveted assemblies allow for easy attachment of conduit, cable and rod.

UPC/Part Number	Catalog Number	Description	Load Capacity	Box Qty.
78205146573	BSC4	Strut Clip	60 lbs.	100



UPC/Part Number	Catalog Number	Rod Size	Load Capacity	Box Qty.
78205146581	BH4-SC4	1/4"-20	60 lbs.	100
78205146582	BH6-SC4	3/8"-16	60 lbs.	100

Read safety/installation instruction sheets in packages before use.



BG_-SC4



BP_-SC4



BL14_-SC4

UPC/Part Number	Catalog Number	Conduit Size	Load Capacity	Box Qty.
78205146577	BG6-SC4	MC/AC & 3/8"	25 lbs.	100
78205146578	BG812-SC4	1/2" & 3/4"	25 lbs.	100
78205146579	BP8-SC4	1/2"	15 lbs.	100
78205146580	BP12-SC4	3/4"	15 lbs.	100
78205146588	BL1400-SC4	1/2"	60 lbs.	100
78205146589	BL1410-SC4	3/4"	60 lbs.	100
78205146590	BL1420-SC4	1"	60 lbs.	100



BX4M_-SC4

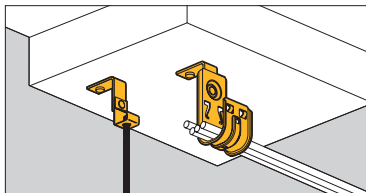


BRC5_-SC4

UPC/Part Number	Catalog Number	Cable Size Runs	Load Capacity	Box Qty.
78205146584	BX4M-SC4	14/2 - 10/3 up to 2 runs	–	100
78205146585	BRC51-SC4	.430" to .560" up to 4 runs	50 lbs.	100
78205146586	BRC52-SC4	.430" to .560" up to 9 runs	50 lbs.	100
78205146587	BRC53-SC4	.560" to .690" up to 7 runs	50 lbs.	100

Read safety/installation instruction sheets in packages before use.

Hangers



- Special support bracket allows clearance for powder actuated tools.
- Exclusive 1/4" drive pin now pre-installed.
- Pins rated for concrete up to 4000 psi.
- Static Load Capacity: 30 Lbs. unless specified. Limited by fastener assembly. Pin rating must be considered before installation.

Drive Pin Fasteners



BPNA



BCH21-PNA
BCH32-PNA



BH-PNA



BH1-PNA
BH2-PNA

UPC/Part Number	Catalog Number	Description	Box Qty.
78205125583	BPNA	Angle Bracket	100
78205128090	BCH12-PNA	3/4" Cable Hook	100
78205125584	BCH21-PNA	1 5/16" Cable Hook	50
78205125586	BCH32-PNA	2" Cable Hook	50
78205125588	BCH64-PNA	4" Cable Hook	25
78205125611	BH-PNA	Strap Hanger	100
78205125593	BH1-PNA	#8 Wire or 1/4" Plain Rod	100
78205125596	BH2-PNA	3/8" Plain Rod	100

Read safety/installation instruction sheets in packages before use.

Drive Pin Fasteners



BH_PNA



BG_PNA



BP_PNA



BL14_PNA



BX4_PNA



BX4M_PNA

UPC/Part Number	Catalog Number	Description	Box Qty.
78205125604	BH4-PNA *	1/4" Threaded Rod	100
78205125606	BH6-PNA *	3/8" Threaded Rod Cable Hook	100
78205125605	BH5-PNA **	1/4" or 3/8" Threaded Rod	100
78205125613	BG6-PNA ***	3/8" Conduit	100
78205125615	BG8-12-PNA	1/2" & 3/4" Conduit	100
78205125616	BG16-PNA	1" Conduit	100
78205125623	BP8-PNA	1/2" EMT	100
78205125624	BP12-PNA	3/4" EMT	100
78205125630	BP16-PNA	1" EMT	100
78205125620	BL1400-PNA	1/2" Conduit	100
78205125621	BL1410-PNA	3/4" Conduit	100
78205125622	BL1420-PNA	1" Conduit	100
78205125590	BX4-PNA	Single Run MC, AC or FMC	100
78205125591	BX4M-PNA	Double Run MC, AC or FMC	100

* With threaded impressions. ** Nuts required.

*** BG-6 will accept the following range $\varnothing.420 - \varnothing.675$:

14/2 thru 10/4 MC/AC cable and 5/16" or 3/8" flexible conduit

Read safety/installation instruction sheets in packages before use.

Deck Hanger Bracket



BDH Series and Riveted Assemblies

- Supports conduit or pipe up to 1½" diameter
- Provides minimum conduit standoff of 1½" to meet the NEC® section 300.4(E)†
- Attach BDH1 thru BDH3 to deck or other structure using ¼" or ⅜" diameter fasteners to hang ¼" or ⅜" ATR (see table for hole sizes of their respective parts)
- For single conduit runs up to 1½" diameter, deck hanger is paired with conduit hanger and Guide-Rite™ fastener
- S18 assembly includes Guide Rite conduit and electrical box support hanger, which helps ensure proper support of boxes and conduit per NEC

NOTE: Use appropriate installation hardware (not included) for the specific product application, mounting surface and loads.

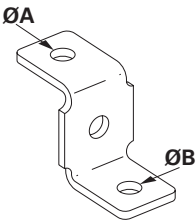


Fig. 1

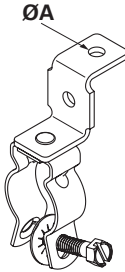


Fig. 2

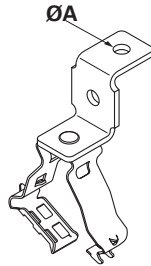
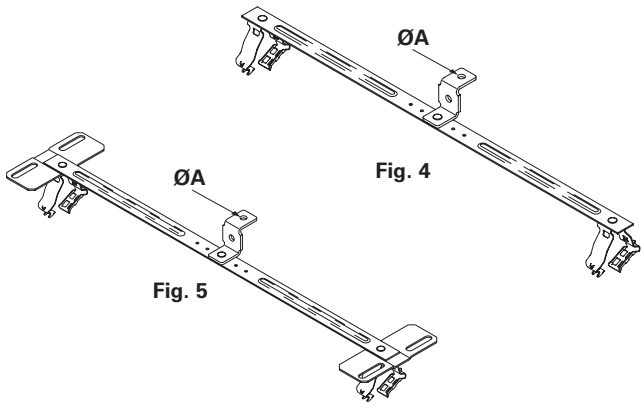


Fig. 3

Material/Finish:

BDH series hangers, BL1400 series conduit hangers & S18 bar are galvanized steel
BG series conduit clips are spring steel/zinc phosphate

All other trademarks are property of their respective owners.

Deck Hanger Bracket *cont'd.*

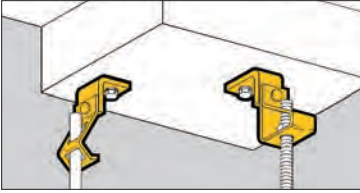
Catalog No.	Fig No.	Hole Ø		Conduit Ø	Static Load* lbs(kg)	Box Qty
		A	B			
BDH1	1	1/4"	1/4"	—	230 (104)	100
BDH2	1	1/4"	3/8"	—	230 (104)	100
BDH3	1	3/8"	3/8"	—	250 (113)	100
BL1400-DH	2	1/4"	—	1/2" EMT/RGD	100 (45)	50
BL1410-DH	2	1/4"	—	3/4" EMT/RGD	100 (45)	50
BL1420-DH	2	1/4"	—	1" EMT/RGD	100 (45)	50
BL1425-DH	2	1/4"	—	1 1/4" EMT	100 (45)	50
BL1430-DH	2	1/4"	—	1 1/2" EMT, 1 1/4" RGD	100 (45)	50
BG6-DH	3	1/4"	—	3/8" EMT/RGD**	25 (11)	50
BG812-DH	3	1/4"	—	1/2" - 3/4" EMT/RGD	50 (23)	50
BG16-DH	3	1/4"	—	1" EMT/RGD	60 (27)	50
BG20-DH	3	1/4"	—	1 1/4" EMT/RGD	75 (34)	50
BG24-DH	3	1/4"	—	1 1/2" EMT/RGD	80 (36)	50
BG6-S18-DH	4	1/4"	—	3/8" EMT/RGD**	25 (10)	25
BG812-S18-DH	4	1/4"	—	1/2" - 3/4" EMT/RGD	25 (10)	25
BG16-S18-DH	4	1/4"	—	1" EMT/RGD	25 (10)	25
BG6-S18-DH-MC3	5	1/4"	—	3/8" EMT/RGD**	25 (10)	25
BG812-S18-DH-MC3	5	1/4"	—	1/2" - 3/4" EMT/RGD	25 (10)	25
BG16-S18-DH-MC3	5	1/4"	—	1" EMT/RGD	25 (10)	25

*Static load limits are for deck hanger brackets only; use appropriate mounting hardware.

**Accepts .420 - .675 diameter; 14/2 thru 10/4 MC/AC cable and 5/16" or 3/8" flexible conduit.

† NEC® Section 300.4(E) states that cables and raceways must be installed at least 1 1/2" (38 mm) under the roof decking to prevent potential damage from nails or screws.

Hangers



- Suspend plain or threaded rod and drop wire from ceilings, walls, concrete beams, joists and laminated wood beams.
- Clearance hole for 1/4" bolt provided.
- Static Load Capacity: 160 Lbs.

Angle Bracket Fasteners



UPC/Part Number	Catalog Number	Description	Box Qty.
78101118930	BH1-H7	#8 Wire or 1/4" Plain Rod	100
78101118975	BH2-H7	For 3/8" Plain Rod	100



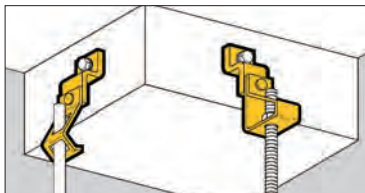
UPC/Part Number	Catalog Number	Threaded Rod Size	Box Qty.
78101119010	BH4-H7	1/4"-20	100
78101119090	BH6-H7	3/8"-16	100
78101119050	BH5-H7 *	1/4"-20 or 3/8"-16	100

* Nuts required.

Note: BH4 & BH6 have thread impressions.

Read safety/installation instruction sheets in packages before use.

Eaton's B-Line series fasteners Eaton.com/b-lineseries



- Suspend plain or threaded rod and drop wire from ceilings, walls, beams, and joists.
- Clearance hole for 1/4" bolt provided.
- Static Load Capacity: 160 Lbs.

Offset Bracket Fasteners



UPC/Part Number	Catalog Number	Description	Box Qty.
78101118935	BH1-H8	#8 Wire or 1/4" Plain Rod	100
78101118975	BH2-H8	3/8" Plain Rod	100



UPC/Part Number	Catalog Number	Threaded Rod Size	Box Qty.
78101119015	BH4-H8	1/4"-20	100
78101119095	BH6-H8	3/8"-16	100
78101119055	BH5-H8 *	1/4"-20 or 3/8"-16	100

* Nuts required.

Note: BH4 & BH6 have thread impressions.


Read safety/installation instruction sheets in packages before use.

Hangers

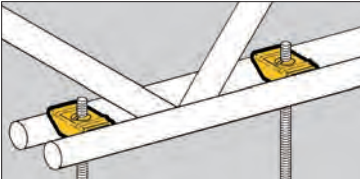


- Suspend $\frac{3}{8}$ " threaded rod from ceilings, walls, beams, and joists.
- Finish: Zinc Plated.
- Static Load Capacity: 610 Lbs.

Threaded Rod Hangers




UPC/Part Number	Catalog Number	Description	Box Qty.
78101101661	B3223- $\frac{3}{8}$	Offset Eye Socket	100



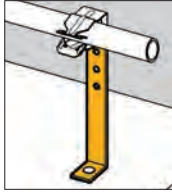

- Allows centering on all open web joists with round bottom chords.
- Static Load Capacity:
BH11 = 200 Lbs.
BH12 = 100 Lbs.

Wedge Hangers



UPC/Part Number	Catalog Number	Description	Box Qty.
78101118860	BH11	With $\frac{3}{8}$ " Clearance Hole	100
78101118865	BH12	With $\frac{1}{4}$ "-20 Thread Impression	100

Read safety/installation instruction sheets in packages before use.



- Brackets are easily attached with screws or drive pins to wood, concrete or steel structures.
- Brackets are adaptable for use with a wide variety of fasteners, wires, "S" hooks and hangers.



BD2



BD4



BA28B

UPC/Part Number	Catalog Number	Description	Box Qty.
78101101686	BD2	Flat Bracket	100
78101118280	BD4	Offset Bracket	100
78101101449	BA28B	Angle Bracket	100

Read safety/installation instruction sheets in packages before use.

Hangers




- BH1, BH2: Supports wire or plain rod.
- BH7, BH8: For wire or chain drop from concrete or wood.
- BH4, BH5, BH6 supports 1/4" or 3/8" threaded rod.
- Static Load Capacity: 160 Lbs.

Components



UPC/Part Number	Catalog Number	Description	Box Qty.
78101118800	BH1	#8 Wire or 1/4" Plain Rod	100
78101118805	BH2	For 3/8" Plain Rod	100




UPC/Part Number	Catalog Number	Description	Box Qty.
78101118815	BH4	For 1/4" Threaded Rod	100
78101118825	BH6	For 3/8" Threaded Rod	100
78101118820	BH5 *	For 1/4" & 3/8" Threaded Rod	100

* Nuts required.
Note: BH4 & BH6 have thread impressions.



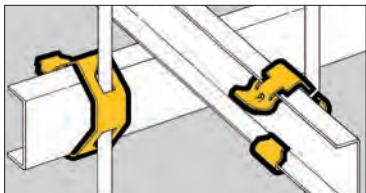
UPC/Part Number	Catalog Number	Description	Box Qty.
78101118830	BH7	Angle Bracket With .281"Ø Holes	100
78101118835	BH7-6	Angle Bracket With .281"Ø & .406"Ø Holes	100
78101118840	BH8	Offset Bracket With .281"Ø Holes	100
78101118845	BH8-6	Offset Bracket With .281"Ø & .406"Ø Holes	100

Read safety/installation instruction sheets in packages before use.



*Read safety/installation instruction sheets in packages before use.
These products are designed for positioning only. No load rating.*

Lathers channel



- For fastening standard lathers channels to wires and plain rods.
- Fits 1/2" through 5/8" channel flange widths.
- Accepted for use by the City of New York Department of Buildings. MEA 383-91-M.
- Static Load Capacity: 160 Lbs.

Rod & Wire Fasteners

Side Mounts



BL-24-2



BL-24-4



UPC/Part Number	Catalog Number	Channel Size	Rod/Wire Size	Box Qty.
78101119882	BL-24-2	1 1/2"	#8 Wire	100
78101119883	BL-24-4	1 1/2"	1/4"	100
78101119885	BL-32-4	2"	1/4"	100

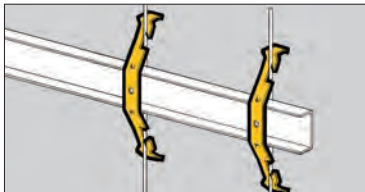


Center Mount



UPC/Part Number	Catalog Number	Channel Size	Rod/Wire Size	Box Qty.
78101119884	BL-24-4C	1 1/2"	1/4" Rod	100

Read safety/installation instruction sheets in packages before use.




- For fastening standard 1½" lathers channel to wires and plain rods.
- Wire size: #8 and #9.
- Rod size: 3/16" and 1/4".
- Fits 9/16" thru 5/8" channel flange widths.
- Static Load Capacity: 100 Lbs.

Rod & Wire Fasteners



UPC/Part Number	Catalog Number	Description	Box Qty.
78101119880	BL1	Channel to Rod & Wire	100



- Serves as a mounting base for conduit fasteners or electrical boxes.
- Attaches to either flange of lathers channel with 1/4"-20 screw (furnished).
- Fits channel flange widths up to 5/8".

Flange Fasteners

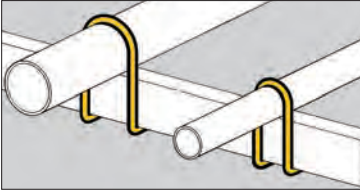


UPC/Part Number	Catalog Number	Description	Box Qty.
78101119881	BL2	Flange Fastener with Screw	100

Note: This product is designed for positioning only. No load rating.


Read safety/installation instruction sheets in packages before use.

Lathers channel



- Fastens EMT to 1½" lathers channel.
- Static Load Capacity: 50 Lbs.
- Finish: Zinc Plated.

Conduit Fasteners




BL3-20

BL3-12


UPC/Part Number	Catalog Number	EMT Conduit Size	Box Qty.
78101119902	BL3-8	½"	100
78101119903	BL3-12	¾"	100
78101119904	BL3-16	1"	100
78101119905	BL3-20	1¼"	100

Read safety/installation instruction sheets in packages before use.



For NEC, TIA, EIA requirements go to
<https://catalog.nfpa.org/NEC-Online-C3776.aspx>

*Read safety/installation instruction sheets in packages before use.
These products are designed for positioning only. No load rating.*



- Replaces electrical box in Class 2 low voltage installations.
- Provides attachment base for low voltage outlets.
- Accepts Decora®† style cover plates.
- Maximum 1¼" drywall thickness.
- Finish: Pre-Galvanized.

Cover Plate Mounting Brackets



BB10



BB10-2



BB10-3



BB10-4



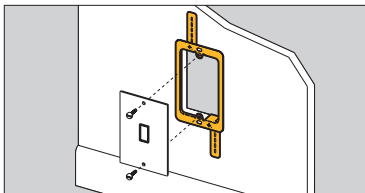
BB20

UPC/Part Number	Catalog Number	Description	Box Qty.
78101118150	BB10	Single Gang Bracket	50
78101118152	BB10-2	Mounts Two (2) Single Plates	10
78101119878	BB10-3	Mounts Three (3) Single Plates	10
78101119879	BB10-4	Mounts Four (4) Single Plates	10
78101118130	BB20	Double Gang Bracket	10

Patent # Re.33305


† All other trademarks are property of their respective owners.

Read safety/installation instruction sheets in packages before use. These products are designed for positioning only. No load rating.



- Replaces electrical box in Class 2 low voltage installations.
- Provides attachment base for low voltage outlets.
- Maximum 1¼" drywall thickness.
- Finish: Pre-Galvanized.

Cover Plate Mounting Bracket

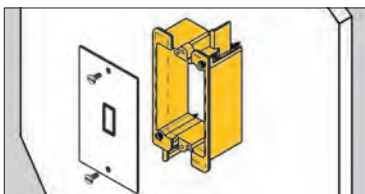


BB10L



BB20L

UPC/Part Number	Catalog Number	Description	Box Qty.
78101190895	BB10L	Single Gang Bracket	50
78101190896	BB20L	Double Gang Bracket	50



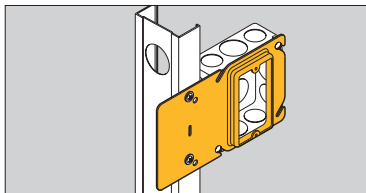
- Provides attachment base for low voltage outlets.
- Replaces electrical box in Class 2 low voltage installations.
- Design eliminates sharp edges from bracket.
- Maximum wall thickness: ¾".

Plastic Cover Plate Mounting Bracket




UPC/Part Number	Catalog Number	Description	Box Qty.
78205139235	BB10P	Single Gang Bracket	50

Read safety/installation instruction sheets in packages before use. These products are designed for positioning only. No load rating.



- Uni-Mount™ offers a secure box support for 4" square boxes and features a built-in plaster ring.
- Rigid bracket design eliminates the need for far-side support.
- Replaces electrical boxes in Class 2 low voltage installations.
- Guide tabs ensure consistent alignment on studs.
- Finish: Pre-Galvanized.

Uni-Mount Box Support/Cover Plate Mounting Brackets



Single Gang



UPC/Part Number	Catalog Number	Description	Box Qty.
78205122768	BB40-08	1/2" Raise	50
78205122771	BB40-10	5/8" Raise	50
78205122772	BB40-12	3/4" Raise	50



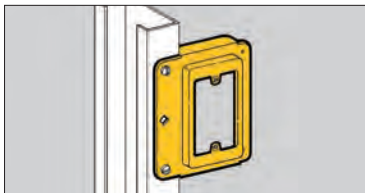
Double Gang



UPC/Part Number	Catalog Number	Description	Box Qty.
78205122773	BB45-08	1/2" Raise	50
78205122774	BB45-10	5/8" Raise	50
78205122775	BB45-12	3/4" Raise	50

All other trademarks are property of their respective owners.

Read safety/installation instruction sheets in packages before use. These products are designed for positioning only. No load rating.

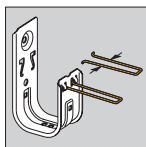


- Locates communication outlets before drywall is installed.
- Replaces electrical box in Class 2 low voltage installations.
- For 1/2" and 5/8" drywall applications.
- Finish: Pre-Galvanized.

Cover Plate Mounting Bracket

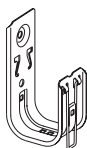


UPC/Part Number	Catalog Number	Description	Box Qty.
78101119873	BB15	Single Gang Stud Bracket	25

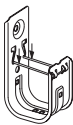


- Cable retainer clips are included with all cable hook purchases.
- Provides secure containment of cables and offers quick open/close feature to add or remove cables.
- Finish: Pre-Galvanized.

Replacement Cable Retainer Clips



Retainer in open position



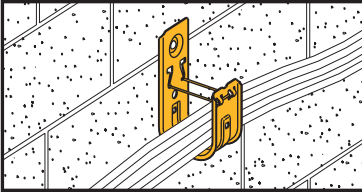
Push retainer down to lock

UPC/Part Number	Catalog Number	Cable Retainer For Hook Size	Box Qty.
78101104847	BCHR21	1/2" Raise	50
78101104848	BCHR32	5/8" Raise	50
78101104849	BCHR64	3/4" Raise	50

Patent #5961081

Read safety/installation instruction sheets in packages before use. These products are designed for positioning only. No load rating.

Communication & low voltage



- Supports Cat. 5/5e/6/6A fiber optic, innerduct and low voltage cabling requirements.
- Cable retainer clips are included with hooks.
- Static Load Capacity: 30 Lbs.
- Finish: Pre-Galvanized.

Cable Hooks



BCH12



Open



Closed



BCH21



BCH32



BCH64

UPC/Part Number	Catalog Number	Hook Size	Capacity Up To	Box Qty.
78205128060	BCH12	3/4"	16 4-Pair UTP Cat 5e or 2-Strand Fiber Optic Cable or 10 CAT6	50
78101104713	BCH21	1 5/16"	50 4-Pair UTP Cat 5e or 2-Strand Fiber Optic Cable or 32 CAT6 or 18 CAT6A	50
78101104717	BCH32	2"	80 4-Pair UTP Cat 5e or 2-Strand Fiber Optic Cable or 50 CAT6 or 25 CAT6A	50
78101104721	BCH64	4"	300 4-Pair UTP Cat 5e or 2-Strand Fiber Optic Cable or 185 CAT6 or 98 CAT6A	25

Patent #5961081

For special finish colors see page 156.

(See pages 223-230 for reference data.)

Read safety/installation instruction sheets in packages before use.



Painted Cable Hooks

- Powder coated cable hooks are available in a range of colors to help meet your cable identification requirements.
- Standard riveted assemblies are available with painted cable hooks.
- Part numbers can be made by adding the paint color suffix after the cable hook part number.
- Minimum order quantity 500 pieces.
- Standard lead time is 5-10 working days.

Bright White - BW
Brown - BR
Computer White - CW
Equipment Blue - BL
Flat Black - FB

Green - GR
Orange - OR
Regal Red - RR
Safety Yellow - YL
Telcom Gray - TG

Part # Example: Painted Cable Hook Part Number - BCH32BW
Painted Cable Hook Assembly - BCH32BW-U24




J-Hook Color ID Clip

- Color-coded clips allow for content designation without inventorying various colored hardware.
- Easy to designate pathways to prevent crossover.
- Order separately and field install.
- Can be snapped on J-Hook after it has been installed.
- Manufactured from Underwriters Laboratories (UL) Listed material for plenum spaces.
- Suitable for 3/4", 1 5/16", 2", and 4" J-Hook sizes.
- Available in six (6) colors: Blue (BL), White (WH), Gray (GY), Orange (OR), Red (RD), and Yellow (YW).

Part # Example: Blue Colored ID Clip Part Number
BCHID-BL12 - blue clip for BCH12 J-Hook

Read safety/installation instruction sheets in packages before use.

Communication & low voltage



X-Hook Low Friction Cable Hooks

- Xylan^{®†} coating provides smooth frictionless surface for cable pulling.
- Great for use in corners, drop-outs or direction change.
- X-Hook has lower coefficient of friction than Teflon^{®†}.
- Cable retainer clips are included with hooks.
- Static Load Capacity: 30 Lbs.



BCH64X

New Xylan^{®†} coating reduces cable friction. Ideal for pulling cable.



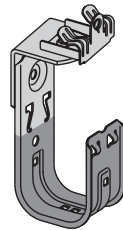
Cable rollers are too expensive and require installation and removal.

UPC/Part Number	Catalog Number	Hook Size	Capacity	Box Qty.
78205129940	BCH21X	1 ⁵ / ₁₆ "	50 4-Pair UTP Cat 5e or 2-Strand Fiber Optic Cable or 32 CAT6 or 18 CAT6A	50
78205129941	BCH32X	2"	80 4-Pair UTP Cat 5e or 2-Strand Fiber Optic Cable or 50 CAT6 or 25 CAT6A	50
78205129942	BCH64X	4"	300 4-Pair UTP Cat 5e or 2-Strand Fiber Optic Cable or 185 CAT6 or 98 CAT6A	25

Note: For cable hook assemblies with X-Hooks add an X to the part number.

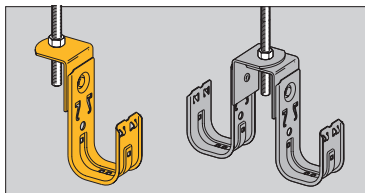
Example: BCH32X-U-2-4

(See pages 223-230 for reference data.)



† All other trademarks are property of their respective owners.

Read safety/installation instruction sheets in packages before use.

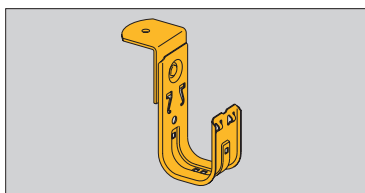


Cable To ATR Fasteners



- .505" diameter hole designed to support cable from 3/8" or 1/2" threaded rod.
- Allows back-to-back and multi-tier installations.
- Cable retainer clips are included with hooks.
- Static Load Capacity: 30 Lbs.
- Finish: Pre-Galvanized.

UPC/Part Number	Catalog Number	Hook Size	Hole Size	Box Qty.
78101104725	BCH21-AB	1 5/16"	.505" Diameter	50
78101104729	BCH32-AB	2"	.505" Diameter	50
78101104732	BCH64-AB	4"	.505" Diameter	25



Angle Bracket Cable Fasteners



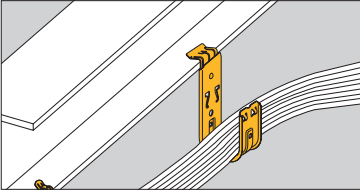
- Designed for direct attachment to structures.
- Supports cable from 1/4" threaded rod.
- .265" diameter hole accepts anchors, screws or common nails.
- Cable retainer clips are included with hooks.
- Static Load Capacity: 30 Lbs.
- Finish: Pre-Galvanized.

UPC/Part Number	Catalog Number	Hook Size	Hole Size	Box Qty.
78205128089	BCH12-RB	3/4"	.265" Diameter	50
78101104735	BCH21-RB	1 5/16"	.265" Diameter	50
78101104738	BCH32-RB	2"	.265" Diameter	50
78101104742	BCH64-RB	4"	.265" Diameter	25

(See pages 223-230 for reference data.)

Read safety/installation instruction sheets in packages before use.

Communication & low voltage



- Permits fast and easy installation on beam flanges.
- Cable retainer clips are included with hooks.
- Static Load Capacity: 30 Lbs.
- Finish: Pre-Galvanized.

Cable To Beam Fasteners

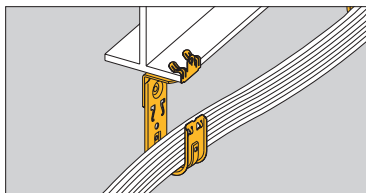
Communication & Low Voltage



UPC/Part Number	Catalog Number	Hook Size	Flange Thickness	Box Qty.
78205128067	BCH12-E-2-4	3/4"	1/8" to 1/4"	50
78205128072	BCH12-E-5-8	3/4"	5/16" to 1/2"	50
78205128073	BCH12-E-9-12	3/4"	9/16" to 3/4"	50
78101104803	BCH21-E-2-4	1 5/16"	1/8" to 1/4"	50
78101104805	BCH21-E-5-8	1 5/16"	5/16" to 1/2"	50
78101104807	BCH21-E-9-12	1 5/16"	9/16" to 3/4"	50
78101104825	BCH32-E-2-4	2"	1/8" to 1/4"	50
78101104827	BCH32-E-5-8	2"	5/16" to 1/2"	50
78101104829	BCH32-E-9-12	2"	9/16" to 3/4"	50

(See pages 223-230 for reference data.)

Read safety/installation instruction sheets in packages before use.



- Permits fast and easy installation on beam flanges.
- Cable retainer clips are included with hooks.
- Static Load Capacity: 30 Lbs.
- Finish: Pre-Galvanized.

Cable To Beam Fasteners




Allows
360°
Rotation

UPC/Part Number	Catalog Number	Hook Size	Flange Thickness	Box Qty.
78205128062	BCH12-U-2-4	3/4"	1/8" to 1/4"	50
78205128064	BCH12-U-5-8	3/4"	5/16" to 1/2"	50
78205128066	BCH12-U-9-12	3/4"	9/16" to 3/4"	50
78101104809	BCH21-U-2-4	1 5/16"	1/8" to 1/4"	50
78101104811	BCH21-U-5-8	1 5/16"	5/16" to 1/2"	50
78101104813	BCH21-U-9-12	1 5/16"	9/16" to 3/4"	50
78101104831	BCH32-U-2-4	2"	1/8" to 1/4"	50
78101104833	BCH32-U-5-8	2"	5/16" to 1/2"	50
78101104835	BCH32-U-9-12	2"	9/16" to 3/4"	50
78101104864	BCH64-U-2-4	4"	1/8" to 1/4"	25
78101104865	BCH64-U-5-8	4"	5/16" to 1/2"	25
78101104866	BCH64-U-9-12	4"	9/16" to 3/4"	25

(See pages 223-230 for reference data.)

Read safety/installation instruction sheets in packages before use.

Communication & low voltage

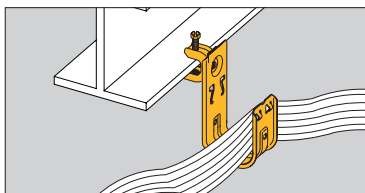


- 360° rotation allows cable to run in any direction.
- Cable retainer clips are included with hooks.
- Static Load Capacity: 30 Lbs.
- Finish: Pre-Galvanized.

Cable To Beam Fasteners



UPC/Part Number	Catalog Number	Hook Size	Flange Thickness	Box Qty.
78205128077	BCH12-C442	3/4"	1/8" to 5/8"	50
78101104823	BCH21-C442	1 5/16"	1/8" to 5/8"	50
78101104845	BCH32-C442	2"	1/8" to 5/8"	50
78101104868	BCH64-C442	4"	1/8" to 5/8"	25



- 360° rotation allows cable to run in any direction.
- Cable retainer clips are included with hooks.
- Static Load Capacity: 30 Lbs.
- Finish: Pre-Galvanized.


Cable To Beam Fasteners



UPC/Part Number	Catalog Number	Hook Size	Flange Thickness	Box Qty.
78205141850	BCH12-C442A	3/4"	1/8" to 5/8"	50
78205141851	BCH21-C442A	1 5/16"	1/8" to 5/8"	50
78205141852	BCH32-C442A	2"	1/8" to 5/8"	50
78205141853	BCH64-C442A	4"	1/8" to 5/8"	25

(See pages 223-230 for reference data.)

Read safety/installation instruction sheets in packages before use.

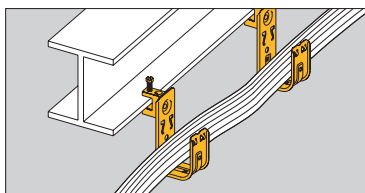


- 360° rotation allows cable to run in any direction.
- Cable retainer clips are included with hooks.
- Static Load Capacity: 30 Lbs.
- Finish: Pre-Galvanized.

Cable To Beam Fasteners



UPC/Part Number	Catalog Number	Hook Size	Flange Thickness	Box Qty.
78205128074	BCH12-C2	3/4"	thru 1/2"	50
78101104821	BCH21-C2	1 5/16"	thru 1/2"	50
78101104843	BCH32-C2	2"	thru 1/2"	50
78101104867	BCH64-C2	4"	thru 1/2"	25



- Cable retainer clips are included with hooks.
- Static Load Capacity: 30 Lbs.
- Finish: Pre-Galvanized.

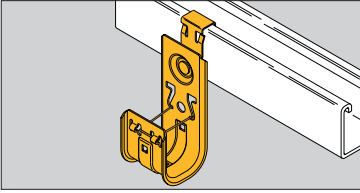
Cable To Beam Fasteners



UPC/Part Number	Catalog Number	Hook Size	Flange Thickness	Box Qty.
78205141303	BCH12-C1	3/4"	thru 1/2"	50
78101195578	BCH21-C1	1 5/16"	thru 1/2"	50
78101195560	BCH32-C1	2"	thru 1/2"	50
78205141304	BCH64-C1	4"	thru 1/2"	25

(See pages 223-230 for reference data.)

Read safety/installation instruction sheets in packages before use.



- BSC4 provides a simple snap-on attachment to strut, eliminating the need for tools or drilling.
- Cable retainer clips are included with hooks.
- Great for retrofit applications.
- Load Capacity: 30 Lbs.
- Finish: Pre-Galvanized.

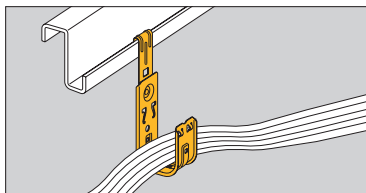
Cable Hook To Strut Attachment



UPC/Part Number	Catalog Number	Cable Hook Size	Box Qty.
78205146574	BCH12-SC4	3/4"	50
78205146575	BCH21-SC4	1 5/16"	50
78205146576	BCH32-SC4	2"	50
78205146583	BCH64-SC4	4"	50

(See pages 223-230 for reference data.)

Read safety/installation instruction sheets in packages before use.

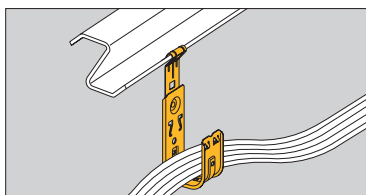


- Supports cable from vertical flanges.
- Cable retainer clips are included with hooks.
- Static Load Capacity: 30 Lbs.
- Finish: Pre-Galvanized.

Cable To Flange Fasteners



UPC/Part Number	Catalog Number	Hook Size	Flange Thickness	Box Qty.
78205128078	BCH12-F3	¾"	⅛" to ¼"	50
78101104815	BCH21-F3	1⅝"	⅛" to ¼"	50
78101104837	BCH32-F3	2"	⅛" to ¼"	50
78101104869	BCH64-F3	4"	⅛" to ¼"	25



- Supports cable from angled flanges.
- Cable retainer clips are included with hooks.
- Static Load Capacity: 30 Lbs.
- Finish: Pre-Galvanized.

Cable To Flange Fasteners

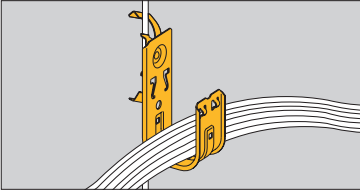


UPC/Part Number	Catalog Number	Hook Size	Flange Thickness	Box Qty.
78205128079	BCH12-F4	¾"	⅛" to ¼"	50
78101104817	BCH21-F4	1⅝"	⅛" to ¼"	50
78101104839	BCH32-F4	2"	⅛" to ¼"	50
78101104870	BCH64-F4	4"	⅛" to ¼"	25

(See pages 223-230 for reference data.)

Read safety/installation instruction sheets in packages before use.

Communication & low voltage



Cable To Wire and Rod Fasteners

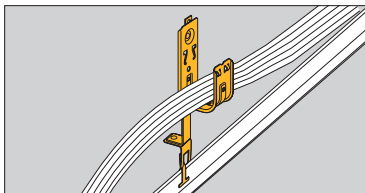


- Supports cable from #12 wire thru $\frac{3}{8}$ " threaded rod.
- Cable retainer clips are included with hooks.
- W2 series attaches to #12 wire thru $\frac{1}{4}$ " plain or threaded rod.
- W6 series attaches to $\frac{3}{8}$ " plain or threaded rod.
- Static Load Capacity: 25 Lbs.
- Finish: Pre-Galvanized.

UPC/Part Number	Catalog Number	Description	Box Qty.
78205146573	BCH12-W2	$\frac{3}{4}$ "	50
78101104819	BCH21-W2	$1\frac{5}{16}$ "	50
78101104841	BCH32-W2	2"	50
78205128082	BCH12-W6	$\frac{3}{4}$ "	50
78101195567	BCH21-W6	$1\frac{5}{16}$ "	50
78101195569	BCH32-W6	2"	50

(See pages 223-230 for reference data.)

Read safety/installation instruction sheets in packages before use.



Cable To T-Bar Fasteners

- Supports cable above ceiling grid and allows 360° rotation.
- Provides compliance with the EIA/TIA requirements.
- Permits dropwire attachment if required.
- Cable retainer clips are included with hooks.
- Static Load Capacity: 30 Lbs.
- Finish: Pre-Galvanized.




UPC/Part Number	Catalog Number	Description	Box Qty.
78205128083	BCH12-A28	3/4"	50
78101104857	BCH21-A28	1 5/16"	50
78101104858	BCH32-A28	2"	50

(See pages 223-230 for reference data.)

Read safety/installation instruction sheets in packages before use.

Communication & low voltage

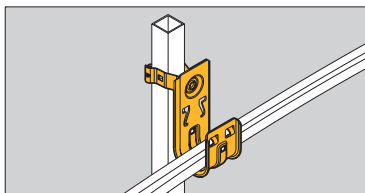


Cable To Floor Support Fasteners



- Supports cable from computer floor post.
- Organizes cable off the floor for a neat installation.
- Cable retainer clips are included with hooks.
- Static Load Capacity: 30 Lbs.
- Finish: Pre-Galvanized.

UPC/Part Number	Catalog Number	Hook Size	Floor Post Size	Box Qty.
78205128085	BCH12-L1410	3/4"	1" O.D.	50
78101104851	BCH21-L1410	1 5/16"	1" O.D.	50
78101104855	BCH32-L1410	2"	1" O.D.	50
78101104871	BCH64-L1410	4"	1" O.D.	25



Cable To Floor Support Fasteners

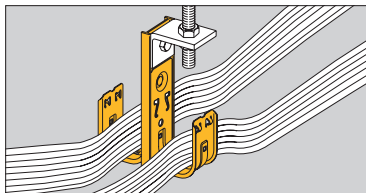


- Supports cable from computer floor post.
- Organizes cable off the floor for a neat installation.
- Cable retainer clips are included with hooks.
- Static Load Capacity: 30 Lbs.
- Finish: Pre-Galvanized.

UPC/Part Number	Catalog Number	Hook Size	Floor Post Size	Box Qty.
78205128086	BCH12-G-8-12	3/4"	1" Square	50
78101172487	BCH21-G-8-12	1 5/16"	1" Square	50
78101172489	BCH32-G-8-12	2"	1" Square	50
78101172491	BCH64-G-8-12	4"	1" Square	25

(See pages 223-230 for reference data.)

Read safety/installation instruction sheets in packages before use.



Double-Sided Multi-Tier Cable Fasteners



1D



2D

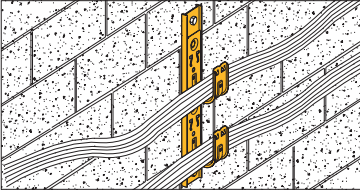
- Factory assembled multi-tier fasteners speed up installation.
- Unique design prevents hook and assembly rotation when pulling cable.
- All support bars furnished in 6063-T6 aluminum.
- Shown with optional BCHK2 kit.
- Cable retainer clips are included with hooks.
- Static Load Capacity: (per hook) 30 Lbs.
- Finish: Pre-Galvanized.

UPC/Part Number	Catalog Number	Hook Size	Description	Box Qty.
78101104758	BCH21-1D	1 $\frac{5}{16}$ "	1 Tier, 2-Sided, 5 $\frac{1}{2}$ " High	20
78101104762	BCH32-1D	2"	1 Tier, 2-Sided, 6 $\frac{3}{16}$ " High	25
78101104874	BCH64-1D	4"	1 Tier, 2-Sided, 9" High	10
78101104766	BCH21-2D	1 $\frac{5}{16}$ "	2 Tier, 2-Sided, 9 $\frac{1}{4}$ " High	10
78101104770	BCH32-2D	2"	2 Tier, 2-Sided, 11" High	10
78101104875	BCH64-2D	4"	2 Tier, 2-Sided, 18 $\frac{1}{4}$ " High	10

Patent #5961081

(See pages 223-230 for reference data.)

Read safety/installation instruction sheets in packages before use.



Single-Sided Multi-Tier Cable Fasteners

- Factory assembled multi-tier fasteners speed up installation.
- Available in two-six tier assemblies.
- Unique design prevents hook and assembly rotation when pulling cable.
- Cable retainer clips are included with hooks.
- All support bars furnished in 6063-T6 aluminum.
- Static Load Capacity: 30 Lbs. (per hook)

Communication & Low Voltage



UPC/Part Number	Catalog Number	Hook Size	Description	Box Qty.
78101104773	BCH21-2S	1 ⁵ / ₁₆ "	2 Tier, 1-Sided, 11" Overall Height	20
78101104776	BCH32-2S	2"	2 Tier, 1-Sided, 12 ³ / ₄ " Overall Height	25
78101195300	BCH64-2S	4"	2 Tier, 1-Sided, 19 ⁵ / ₁₆ " Overall Height	10
78101104779	BCH21-3S	1 ⁵ / ₁₆ "	3 Tier, 1-Sided, 14 ³ / ₄ " Overall Height	10
78101104782	BCH32-3S	2"	3 Tier, 1-Sided, 17 ¹ / ₂ " Overall Height	10
78101195303	BCH64-3S	4"	3 Tier, 1-Sided, 28 ¹ / ₁₆ " Overall Height	10

Patent #5961081

(See pages 223-230 for reference data.)

Read safety/installation instruction sheets in packages before use.



4S



5S



6S

UPC/Part Number	Catalog Number	Hook Size	Description	Box Qty.
78101104785	BCH21-4S	1 ⁵ / ₁₆ "	4 Tier, 1-Sided, 18 ¹ / ₂ " Overall Height	10
78101104788	BCH32-4S	2"	4 Tier, 1-Sided, 21 ³ / ₄ " Overall Height	10
78101197872	BCH64-4S	4"	4 Tier, 1-Sided, 36 ¹³ / ₁₆ " Overall Height	10
78101104791	BCH21-5S	1 ⁵ / ₁₆ "	5 Tier, 1-Sided, 21 ³ / ₄ " Overall Height	10
78101104794	BCH32-5S	2"	5 Tier, 1-Sided, 27" Overall Height	10
78101104797	BCH21-6S	1 ⁵ / ₁₆ "	6 Tier, 1-Sided, 26" Overall Height	10
78101104800	BCH32-6S	2"	6 Tier, 1-Sided, 31 ³ / ₄ " Overall Height	10

Patent #5961081

(See pages 223-230 for reference data.)

Read safety/installation instruction sheets in packages before use.

Communication & low voltage



Shown with BRC5 Brackets



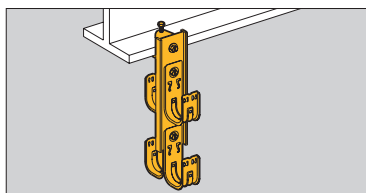
Shown with Cable Hooks

Multi-Tier Support Bar

- The BCH-HBA combines a tiered support bar and angle bracket into one piece.
- More flexibility! The BCH-HBA can be supported from $\frac{3}{16}$ ", $\frac{1}{4}$ ", $\frac{5}{16}$ " or $\frac{3}{8}$ " rod.
- Mounts up to three BCH21 or BCH32 cable hooks or two BCH64 cable hooks per side.
- Mounts up to three BRC5 MC/AC cable support brackets per side.
- Load Capacity: 180 lbs.



UPC/Part Number	Catalog Number	Description	Box Qty.
78205143819	BCH-HBA	Multi-Tier Support Bar	40



Multi-Tier Cable Hook Kits



- Support bars furnished in 6063-T6 aluminum.



UPC/Part Number	Catalog Number	Description	Box Qty.
78101199572	BCH-HB21	Support Bar for BCH21 and BCH32 8 $\frac{1}{4}$ " long with .281Ø holes	20
78101199574	BCH-HB64	Support Bar for BCH64 13 $\frac{5}{16}$ " long with .281Ø holes	20

(See pages 223-230 for reference data.)

Read safety/installation instruction sheets in packages before use.

Multi-Tier Attachment Kits

- BCHK1 includes: Beam clamp (B444-1/4) and 1/4"-20 x 1/2" hex head cap screw



BCHK1

- BCHK2 includes: Angle bracket (.320"Ø and .390"Ø holes) and 1/4"-20 x 1/2" hex head cap screw and hex nut



BCHK2

- BCHK3 includes: 1 each BCHK1 Kit and BCHK2 Kit

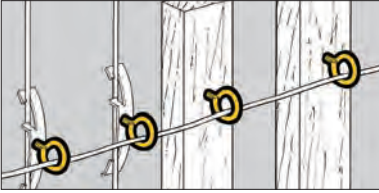


BCHK3

UPC/Part Number	Catalog Number	Kit Description	Flange Thickness	Box Qty.
78101104872	BCHK1	Beam Clamp	Thru 1/2"	10
78101104860	BCHK2	Angle Bracket	–	10
78101104873	BCHK3	Beam Clamp with Angle Bracket (swivels 360°)	Thru 1/2"	10

Read safety/installation instruction sheets in packages before use.

Communication & low voltage



- Supports low voltage communication cables from beams or rods when used with other fasteners.
- Ultimate Static Load Capacity: 50 Lbs.
- Finish: Zinc Plated.

Threaded Bridle Rings



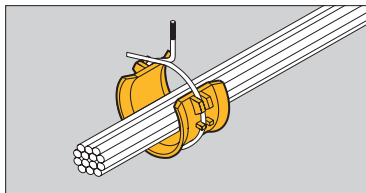
UPC/Part Number	Catalog Number	Ring Size	Thread Size x Thread Length	Box Qty.
78101119550	BR-8-T	1/2"	#10-24 x 9/16"	100
78101119555	BR-12-T	3/4"	#10-24 x 9/16"	100
78101119560	BR-20-T	1 1/4"	#10-24 x 9/16"	100
78101119570	BR-32-T	2"	#10-24 x 9/16"	100
78101119565	BR-20-4T	1 1/4"	1/4"-20 x 9/16"	100
78101119575	BR-32-4T	2"	1/4"-20 x 9/16"	100
78101119889	BR-64-4T	4"	1/4"-20 x 9/16"	50



Lag Screw for Wood Beams

UPC/Part Number	Catalog Number	Ring Size	Thread Size x Thread Length	Box Qty.
78101119875	BR-16-3W	1"	#10 x 9/16"	100
78101119886	BR-24-4W	1 1/2"	1/4" x 27/32"	100
78101119876	BR-32-4W	2"	1/4" x 7/8"	100

Read safety/installation instruction sheets in packages before use.



- The convenience of a bridge ring with the cable-bearing surface of a hook.
- 2" saddle is available separately. Can be easily attached before or after cable installation.

Bridle Ring Saddles



BRS-32A

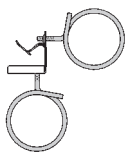


BRS-64A

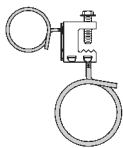
BRS-32

UPC/Part Number	Catalog Number	Thread Size x Thread Length/Description	Box Qty.
78205122761	BRS-32A	1/4"-20 x 7/8" 2" Ring Assembly	50
78205122762	BRS-64A	1/4"-20 x 1" 4" Ring Assembly	25
78205122759	BRS-32	2" Saddle Only	50

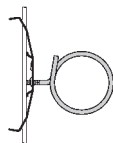
Also available for use with the following B-Line series Fasteners.



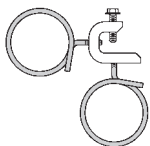
BU-9-12



BC1



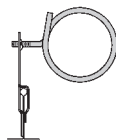
BW2



BC442




BH4-F3



BA5-4T

Read safety/installation instruction sheets in packages before use.

Communication & low voltage

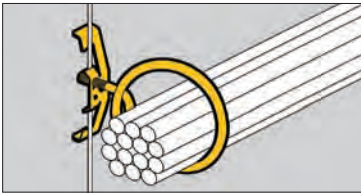


Bridle Ring/ Beam Fastener Assy.



- Supports low voltage communication cables from beam flanges $\frac{1}{8}$ " to $\frac{3}{4}$ " thick.
- Pre-assembled with 2" bridle ring.
- Helps reduce installation time.
- Static Load Capacity: 15 lbs.

UPC/Part Number	Catalog Number	Description	Box Qty.
78101102921	BR-32-4T-U-2-4	$\frac{1}{8}$ " to $\frac{1}{4}$ "	50
78101102923	BR-32-4T-U-5-8	$\frac{5}{16}$ " to $\frac{1}{2}$ "	50
78101102924	BR-32-4T-U-9-12	$\frac{9}{16}$ " to $\frac{3}{4}$ "	50



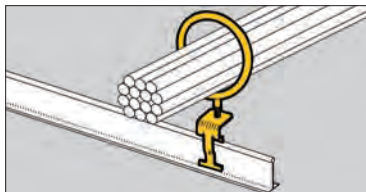
Bridle Ring/Rod & Wire Fastener Assy.



- Supports low voltage communication cables from drop wire.
- Pre-assembled with 2" bridle ring.
- Helps reduce installation time.
- Static Load Capacity: 15 lbs.

UPC/Part Number	Catalog Number	Description	Box Qty.
78101102929	BR-32-4T-W2	#12 Wire Thru $\frac{1}{4}$ " Plain or Threaded Rod	50

Read safety/installation instruction sheets in packages before use.

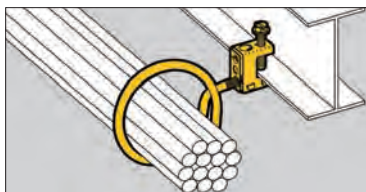


Bridle Ring/T-Bar Fastener Assembly

- Supports low voltage communication cables above the T-Bar.
- Pre-assembled with 2" bridle ring.
- Helps reduce installation time.
- For positioning only - No Load Rating.



UPC/Part Number	Catalog Number	Description	Box Qty.
78101102934	BR-32-4T-A6	2" Ring Size	50



Bridle Ring/Beam Fastener Assembly

- Supports low voltage communication cables from beam flanges thru 1/2" thick.
- Pre-assembled with 2" bridle ring.
- Helps reduce installation time.
- Static Load Capacity: 15 lbs.



UPC/Part Number	Catalog Number	Description	Box Qty.
78101102937	BR-32-4T-C1	2" Ring Size	50

Read safety/installation instruction sheets in packages before use.

Communication & low voltage



COM Dangle[†] cable support system

- Installs Maximum 5 foot space between supports
- 20 lb. maximum weight
- 40% max fill based on TIA 569-B

- Made from advanced polymer
- UL listed, Plenum rated and RoHS compliant
- Corrosion and chemical resistant
- High strength-to-weight ratio
- Abrasion and impact resistance over a wide range of temperatures
- Installs easily with minimal steps



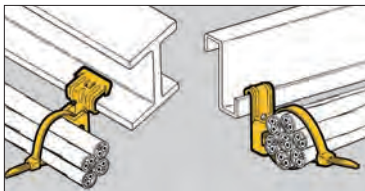
COM Dangle System Load Table – Number of Cables Allowed

UPC/Part Number	Catalog Number*	Dia.	Cat5e	Cat6	Cat6a
79903867513	BLCD8	2.5"	110	75	50
79903867514	BLCD8RD	2.5"	110	75	50
79903867515	BLCD8BL	2.5"	110	75	50
79903867516	BLCD12	4"	220	150	115
79903867517	BLCD12RD	4"	220	150	115
79903867518	BLCD12BL	4"	220	150	115

* Contact factory for other color options
RD-Red, BL-Blue, No color indication is Neutral

† All other trademarks are property of their respective owners.

Read safety/installation instruction sheets in packages before use.
These products are designed for positioning only. No load rating.



- Supports cable ties up to $\frac{9}{32}$ " wide from flanges $\frac{1}{16}$ " to $\frac{3}{4}$ " thick.
- 8" cable tie included.
- Simply installed with a hammer.

Cable Fasteners

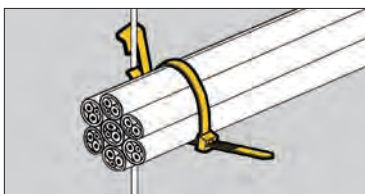


BE Series



BF Series

UPC/Part Number	Catalog Number	Description	Box Qty.
78101119970	BE-2-4-CT2	$\frac{1}{8}$ " to $\frac{1}{4}$ "	100
78101119971	BE-5-8-CT2	$\frac{5}{16}$ " to $\frac{1}{2}$ "	100
78101119972	BE-9-12-CT2	$\frac{9}{16}$ " to $\frac{3}{4}$ "	100
78101119968	BF1-CT2	$\frac{1}{16}$ " to $\frac{5}{32}$ "	100
78101119969	BF2-CT2	$\frac{5}{32}$ " to $\frac{1}{4}$ "	100



- Supports cable ties up to $\frac{9}{32}$ " wide from drop wires.
- 8" cable tie included.

Cable Fasteners




UPC/Part Number	Catalog Number	Description	Box Qty.
78101102866	BW2-CT2	#12 wire thru $\frac{1}{4}$ " plain or threaded rod	100
78101195603	BW6-CT2	$\frac{3}{8}$ " plain or threaded rod	100

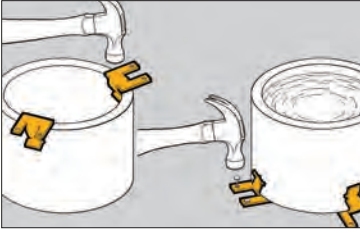
Read safety/installation instruction sheets in packages before use. These products are designed for positioning only. No load rating.

Accessories

Accessories



Read safety/installation instruction sheets in packages before use. These products are designed for positioning only. No load rating.



- Allows for rigid attachment of pipe sleeves to wall and floor forms for concrete pouring.
- Accommodates Schedule 40, Schedule 80, or 5/16" and smaller wall thickness.

Pipe Sleeve Fasteners



UPC/Part Number	Catalog Number	Sleeve Diameter	Wall Thickness	Box Qty.
78101118285	BD40	All Dia.	5/16" & Under	100
78101118285	BD40	2" to 6"	Schedule 40 Pipe	100



- Push Nuts designed for use with plain rod.
- "U" Nuts provide 1/4"-20 thread impression for unthreaded hole.
- No installation tools required.

Accessory Nuts



BN-4, BN-6
Push Nuts

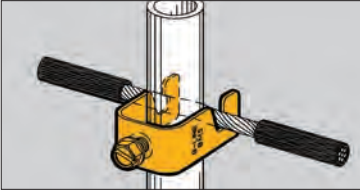


BN1
"U" Nuts With
Thread Impression

UPC/Part Number	Catalog Number	Rod/Wire Size	Static Load Capacity	Box Qty.
78101119120	BN-4	1/4" Plain Rod	100 lbs. thru 3/8" hole	100
78101119125	BN-6	3/8" Plain Rod	200 lbs. thru 1/2" hole	100
78101119110	BN1	1/4" Threaded Rod	50 lbs. on 9/32" hole	100

Read safety/installation instruction sheets in packages before use.

Accessories



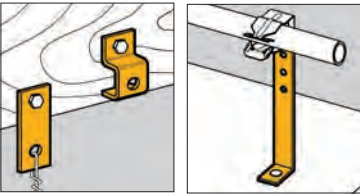
- Attaches signal reference grid wire to computer floor posts.
- Fits #8 thru #4 stranded wire. (.146" O.D. thru .232" O.D.).
- Fits 3/4" to 1" round or square posts.

Reference Wire Fasteners



UPC/Part Number	Catalog Number	Description	Box Qty.
78101101659	BM5	Single Reference Grid Wire Fastener	100

Accessories



- Brackets are easily attached with screws or drive pins to wood, concrete or steel structures.
- Brackets are adaptable for use with a wide variety of fasteners, wires, "S" hooks and hangers.



BD2



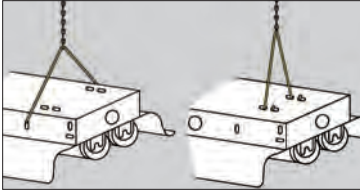
BD4



BA28B

UPC/Part Number	Catalog Number	Description	Box Qty.
78101101686	BD2	Flat Bracket	100
78101118280	BD4	Offset Bracket	100
78101101449	BA28B	Angle Bracket	50

Read safety/installation instruction sheets in packages before use.



Light Fixture Hangers



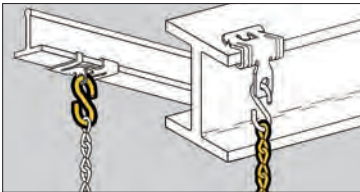
BH15



BH16

- For hanging industrial class fluorescent lighting fixtures.
- Use with Jack Chain and "S" Hooks.
- Static Load Capacity: 29 Lbs.
- Finish: Zinc Plated.

UPC/Part Number	Catalog Number	Description	Box Qty.
78101101236	BH15	Side Mount Fluorescent Light Fixture Hanger	100
78101101237	BH16	Top Mount Fluorescent Light Fixture Hanger	100



Jack Chain & "S" Hooks



BH10



BH9
BH9-10

- For support of light fixtures and signs.
- Static Load Capacity: 29 Lbs.
- Finish: Zinc Plated.

UPC/Part Number	Catalog Number	Description	Box Qty.
78101118850	BH9	#12 Single Jack Chain	100 ft.
78101102901	BH9-10	#10 Single Jack Chain	100 ft.
78101118855	BH10	#11 "S" Hook	50

Read safety/installation instruction sheets in packages before use.



KwikWire Clamps




- KwikWire™ system replaces jack chain or ATR to support lighting, ductwork, cable tray, etc.
- Can be quickly installed around beams - No drilling required.
- Ideal for sloped ceilings - can hang objects at up to 60° angles.
- Simple height adjustments are made by releasing locking tab, no tools required.
- Spools of wire can be cut to length in field, helping reduce waste and up front planning.

UPC/Part Number	Catalog Number	For Use With Wire Rope Diameters	Box Qty.
78205140719	BKC100	1/16" & 3/32"	100
78205140723	BKC200	1/8" & 3/16"	50

KwikWire Clamp Working Loads*

Clamp Part No.	Wire Rope Dia.	Lbs. Safety Factor 5
BKC100	1/16"	0-75
	3/32"	25-150
BKC200	3/32"	25-150
	1/8"	25-250
	3/16"	50-640

* Working loads shown are for hanging vertically. For suspending at 15°, 30°, 45° or 60° angles from vertical use the following percentage of the working loads from the chart: 15° = 96%, 30° = 86%, 45° = 70%, 60° = 50%



1. Pass the wire through the KwikWire Clamp
2. Loop wire through/around support
3. Pass wire back through KwikWire Clamp
4. Push wire through clamp leaving 2" to 3" tail, then apply tension on wire
5. To adjust, remove tension and pull wire slightly to disengage teeth, slide adjustment pin in direction shown by arrow to release wire.

Read safety/installation instruction sheets in packages before use.



7 x 7



7 x 19

KwikWire Wire Rope

UPC/Part Number	Catalog Number	Wire Diameter	Working Load - Lbs.	Spool Qty.
78205140725	BKW063 ⁽¹⁾	1/16"	96	500 ft.
78205140727	BKW094 ⁽¹⁾	3/32"	184	500 ft.
78205140733	BKW125 ⁽¹⁾	1/8"	340	500 ft.
78205140734	BKW188 ⁽²⁾	3/16"	840	250 ft.

(1) Wire rope construction Type 7 x 7

(2) Wire rope construction Type 7 x 19
Uncoated Galvanized Wire



- KwikPak™ includes a supply of kwik-clamps and a spool of wire rope.
- KwikPak are shipped in a specially designed dispenser box to ease field cutting of wire.

KwikPak Kit



UPC/Part Number	Catalog Number	Kit Includes	Box Qty.
78205140749	BKP10063	BKC100 (100 pcs.) 1/16"Ø Wire Rope (500 ft.)	1
78205140751	BKP10094	BKC100 (100 pcs.) 3/32"Ø Wire Rope (500 ft.)	1
78205140761	BKP20125	BKC200 (50 pcs.) 1/8"Ø Wire Rope (500 ft.)	1
78205140763	BKP20188	BKC200 (50 pcs.) 3/16"Ø Wire Rope (250 ft.)	1

Read safety/installation instruction sheets in packages before use.



- KwikWire™ the versatility of a bolt with an adjustable wire rope solution.
- Can be quickly installed in existing anchors or metal brackets with a nut.
- Ideal for supporting light fixtures, wire basket cable tray, HVAC ducts, and sign/banner supports.
- See page 184 for wire rope spoils.

KwikWire Hanger

UPC/Part Number	Catalog Number	Thread Size	Wire Rope Diameter	Load SF5	Box Qty.
78205158764	BKF100-4	¼"-20	1/16" 3/32"	45 lbs. 90 lbs.	100
78205158765	BKF100-6	3/8"-16	1/16" 3/32"	45 lbs. 90 lbs.	100



1. Screw KwikWire Hanger into installed hanger support
2. Push wire up through the bottom of KwikWire Hanger
3. Continue pushing through until ¼" minimum is extending out the side of the KwikWire Hanger
4. To adjust up - pull or push more wire through KwikWire Hanger
5. To adjust down - push up on bottom of KwikWire Hanger and allow wire to feed down
6. When hanging the wire is complete, cut off any excess cable wire if desired

Read safety/installation instruction sheets in packages before use.

KwikWire Accessories



BKL Series

Loop Termination

- Available as a wire rope with loop termination only or as a ready-to-use kit with a BKC100 clamp.
- Available in lengths of 40", 80", 120", 180", 240", and 360".



BKH Series

Single & "Y" Style Hook Termination

- Hook designed to accept up to 3/8" diameter wire.
- Available as a wire rope with hook termination only or as a ready-to-use kit with a BKC100 clamp.
- Available in lengths of 40", 80", 120", 180", 240", and 360".
- Available in single, double (Y), and triple (3) leg styles



BKYH Series



BKT Series

Single & "Y" Style Toggle Termination

- Available as a wire rope with toggle termination only or as a ready-to-use kit with a BKC100 clamp.
- Available in lengths of 40", 80", 120", 180", 240", and 360".
- Available in single, double (Y), and triple (3) leg styles
- All triple (3) leg styles are non-stock, consult us for lead times



BKYT Series



BKB Series

Bolt Loop Termination

- Ideal for use with ARS, ARC, ADI, ACPW, or ACPD anchors.
- Available as a wire rope with bolt termination only or as a ready-to-use kit with a BKC100 clamp.
- Available in lengths of 40", 80", 120", 180", 240", and 360".
- Available in single, double (Y), and triple (3) styles
- All double (Y) and triple (3) styles are non-stock, consult Eaton's B-Line series representative for lead times




BKA Series

Angle Bracket Termination

- Available as a wire rope with angle bracket termination only or as a ready-to-use kit with a BKC100 clamp.
- Available in lengths of 40", 80", 120", 180", 240", and 360".

For additional options, refer to KwikWire Brochure

Read safety/installation instruction sheets in packages before use.



BKCP



B601-62



BKCC

KwikWire Accessories

UPC/Part Number	Catalog Number	Description	Box Qty.
78205140766	BKCP	Air Duct Corner Protector	100
78101156059	B601-62	Air Duct Support	50
78205140297	BKCC *	Wire Rope Cutter	1

⚠ DANGER Never use cutters on energized circuits, wire, or cable. Doing so could result in death, personal injury or property damage.

Note: Additional accessories include BE Series (pg. 95), BF Series (pgs. 122, 124, 128 & 132), and BPNA Series (pg. 137)

* Not for use of cutting $\frac{3}{16}$ " diameter cable.

KwikWire System Recommendations:

- Do not exceed the safe working load of the products shown in their charts
- All characteristics of KwikWire™ must be used with wire supplied by Eaton's B-Line Division
- Do not use for overhead lifting or hoisting
- Do not use if cable or components are visibly distorted or worn, remove damaged cable end prior to inserting in KwikWire™ Clamp
- Do not paint cable near working area of KwikWire Clamp connector
- Do not apply lubricant
- Keep product clean and free of dirt
- Do not use on coated wire rope
- Do not use in chlorinated or caustic atmospheres
- For use in dry locations
- Cooper's BKCC tool is recommended for cutting wire rope to prevent fraying
- For use on vertical applications only

Application Photos



Read safety/installation instruction sheets in packages before use.



UPC/Part Number	Catalog Number	Description	Box Qty.
78101101687	SHHMS ¼ x ½	¼"-20 x ½" Slotted Hex Head Machine Screw	100



UPC/Part Number	Catalog Number	Description	Box Qty.
78101142103	MSQN ¼	¼"-20 Machine Square Nut	100



UPC/Part Number	Catalog Number	Description	Box Qty.
78101110675	BWHS-9	Sheet Metal Screw #8 x ⅝"	1000

Note: BWHS-9 can be used with all fasteners requiring attachments with sheet metal screws.



UPC/Part Number	Catalog Number	Description	Box Qty.
78101104925	BWHS-9D	#8 x ½" Self-Drilling Sheet Metal Screw	1000

Note: BWHS-9D can be used with all fasteners requiring attachment with sheet metal screws except BB2-16, BB2-16D, BB2-24 & BB2-24D.

Read safety/installation instruction sheets in packages before use.

Anchors



Anchors



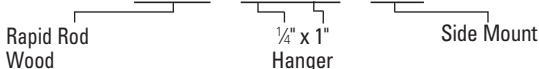
Read safety/installation instruction sheets in packages before use.

Glossary

ARW - 25-100 - SW

Prefix - Description	Screw Dia.	Length	Suffix
ACB - Concrete Anchor Bolt	4 - #4	75 - ¾"	AN - Acorn Nut
ACPD - Bang-IT™† Anchors	6 - #6	81 - 13⁄16"	CH - Combo Head
ACPW - Wood-Knocker II™† Anchors	8 - #8	87 - 7⁄8"	F - Flat
ACS - Concrete Screw	10 - #10	100 - 1"	FL - Flanged
ADA - Drive Anchor	12 - 1⁄8"	118 - 1 3⁄18"	H - Hex
ADE - Double Expansion Anchor	18 - 3⁄16"	125 - 1 1⁄4"	HN - Hex Nut
ADH - Hollow-Base Drop-IN	25 - 1⁄4"	150 - 1 1⁄2"	HS - Hole Saw
ADI - Drop-In	31 - 5⁄16"	175 - 1 3⁄4"	K - Kit
ADM - Mini Drop-In	37 - 3⁄8"	187 - 1 7⁄8"	M - Mushroom
ADN - Drive Nail	50 - 1⁄2"	200 - 2"	OH - Oval Head
AMS - Machine Screw	62 - 5⁄8"	225 - 2 1⁄4"	PH - Pan Head
APC - Conical Anchor	75 - 3⁄4"	250 - 2 1⁄2"	RH - Rod Hanger
APD - Plastic Driller	87 - 7⁄8"	275 - 2 3⁄4"	RS - Slotted Round Head
APDM - Plastic Driller - Mini		300 - 3"	
APH - Plastic Hollow Wall Anchor		325 - 3 1⁄4"	SS4 - 304 Stainless Steel
APS - Plastic Screw Anchor		350 - 3 1⁄2"	
ARC - Rapid Rod® Concrete		375 - 3 3⁄4"	T - Tool
ARS - Rapid Rod® Steel		400 - 4"	WH - Wire Hanger
ARW - Rapid Rod® Wood		425 - 4 1⁄4"	
ASA - Sleeve Anchor		450 - 4 1⁄2"	SW - Side Mount
ASE - Single Expansion Anchor		500 - 5"	
ATB - Toggle Bolt		525 - 5 1⁄4"	
ATM - Self-Tapping Screw Anchor		550 - 5 1⁄2"	
		600 - 6"	
AWA - Wedge Anchor		700 - 7"	
AWSD - Seismic Wedge Anchor			
AWS - Wall Screw			
AZD - Zinc Driller			
AZDM - Zinc Driller-Mini			

ARW - 25-100 - SW



† All other trademarks are property of their respective owners.

Read safety/installation instruction sheets in packages before use.

Rapid Rod Hangers

- Rapid Rod™ one-piece, all steel threaded fastener system for suspending steel threaded rod.
- Suitable for overhead installations such as suspending cable tray, pipe hangers, strut and conduit.
- Side Mount (SW) available for side mounting applications.
- Lower in-place cost, when compared to beam clamps, lag bolts and drop-ins.
- Steel rapid rods can be installed with a screw gun or hammer drill.
- UL & FM approved.
- Made of Zinc Plated carbon steel.

Rapid Rod Hangers Steel

Steel Rapid Rod™ - Data

Point Style	#3	#5
Self-Drilling Range (in.)	0.06" - 0.25"	0.06" - 0.50"
Screw Size (UNC)	¼"-20	¼"-20

Description	Rod Size	Min. Thick.	Max. Thick.	Load (Mat'l. Thickness)	Load Dir'n.	UL		FM APPROVED	
						Pipe Size	Pipe Thick.	Pipe Size	FM Thick.
1/4-20 1" #3	1/4"	0.060	0.250	593 (0.125")	—	—	—	—	—
1/4-20 1" #3/nut	3/8"	0.060	0.250	1172 (0.125")	V	4"	0.125"	4"	12 ga.
1/4-20 x 1½" #5/nut	3/8"	0.060	0.250	1452 (0.188")	V	4"	0.125"	4"	12 ga.
1/4-20 x 1½" #3	3/8"	0.188	0.250	593 (0.125")	V	4"	0.060"	—	—
1/4-20 x 1½" #3/nut	3/8"	0.060	0.250	1172 (0.125")	V	4"	0.060"	—	—
1/4-20 x 2" #3	3/8"	0.060	0.250	593 (0.125")	V	4"	0.125"	—	—
1/4-20 x 1" #3	3/8"	0.060	0.250	642 (0.111")	H	4"	—	—	—
1/4-20 x 1" #3/nut	3/8"	0.060	0.250	702 (0.111")	H	4"	0.060"	4"	16 ga.

Loads shown for ASTM A36 steel beams and steel purlins include a safety factor of 4.

For UL & FM listings, steel rapid rod must be installed with a retaining nut.

‡ Not ICC-ES Certified

Read safety/installation instruction sheets in packages before use.

Rapid Rod Hangers



ARS Series



ARS SW Series



ARS HN Series

UPC/Part Number	Catalog Number	Rod Size	Shank Size & Length	Box Qty.
Steel Rapid Rod-2 Hanger - Point Style #3 For Purlins				
79903875920	ARS-25-100-2	1/4"	1/4" x 1"	25
79903875928	ARS-37-200-2	3/8"	1/4" x 2"	25
79903875923	ARS-37-100HN-2**	3/8"	1/4" x 1" w/nuts	25
79903875925	ARS-37-150-2	3/8"	1/4" x 1 1/2"	25
79903875927	ARS-37-150HN-2**	3/8"	1/4" x 1 1/2" w/nuts	25

Steel Rod Hanger - Side Mount - Point Style #3 For Purlins				
79903875921	ARS-25-100SW-2	1/4"	1/4" x 1" w/nuts	25
79903875924	ARS-37-100SW-2	3/8"	1/4" x 1" w/nuts	25

Steel Rod Hanger - Point Style #5 For Purlins				
79903875926	ARS-37-150HDHN-2**	3/8"	#12-24 x 1 1/2" w/nuts	25

** For UL & FM listings, steel rapid rod should be installed with a retaining nut.

UPC/Part Number	Catalog Number	Tool Description	Box Qty.
Tool			
79903877711	7187S-2	Steel Socket 1/2"	1

Read safety/installation instruction sheets in packages before use.

Rapid Rod Hangers

- One-piece, all steel threaded fastener system for suspending steel threaded rod.
- Suitable for overhead installations such as suspending cable tray, pipe hangers, strut and conduit.
- Side Mount (SW) available for side mounting applications.
- Lower in-place cost, when compared to beam clamps, lag bolts and drop-ins.
- Wood rapid rods can be installed with a screw gun or hammer drill.
- Concrete Rapid Rod hangers can be installed with an adjustable torque, battery powered screw gun or hammer drill.
- UL & FM approved.
- Made of Zinc Plated carbon steel.

Rapid Rod Hangers - Concrete

Concrete Rapid Rod - Data	¼"	⅜"	½"
ANSI Drill Bit (in.)	¼	¼	¼
Length (in.)	1⅝	1⅝	2½
Min. Embedment Depth (in.)	1⅝	1⅝	2½
Load Capacity Tension (lbs.) *	815	815	1050
Load Capacity Shear (lbs.) *	380	525	525

* Based on concrete compression strength of 4000 psi using applied safety factor of 4.0. For additional loading information contact factory.

Rapid Rod Hangers - Wood

Wood Rapid Rod™ - Data	¼" Thread Forming	⅜" Thread Forming
Pre-Drill Diameter (in.)	⅛	⅛
Point Style	Type 17	Type 17

Wood Rapid Rod - Embedment & Load Data (lbs.)

Rod/Anchor Size	Embedment Depth	Fir	Pine	Spruce
¼"	1"	170	160	160
⅜"	2"	375	375	375
½"	2½"	665	775	775

Minimum load ratings are based on a safety factor of 4. UL approved load capacity for ⅜" rod sizes and ¼" screw size is 260 lbs., maximum 3" pipe. UL approved load capacity for ⅜" rod sizes and ⅜" screw size is 375 lbs., maximum 4" pipe. FM approval only applies to ⅜" x 2½" screw size. Approved for 365 lbs., up to 4" pipe.

‡ Not ICC-ES Certified

Read safety/installation instruction sheets in packages before use.

Rapid Rod Hangers



ARC Series



ARW Series

UPC/Part Number	Catalog Number	Rod Size	Shank Size & Length	Box Qty.
-----------------	----------------	----------	---------------------	----------

Concrete Rod Hanger

79903875917	ARC-25-125-2	¼"	¼" x 1½"	25
79903875918	ARC-37-150-2	⅜"	¼" x 1½"	25
79903875919	ARC-37-275-2	⅜"	¼" x 2½"	25

For side mount concrete applications use ARW-25-100SW or ARW-37-200SW with ⅜" drill bit.

Wood Rod Hanger - Point Style Type 17

79903875930	ARW-25-200-2	¼"	¼" x 2"	25
79903875931	ARW-37-100-2	⅜"	¼" x 1"	25
79903875933	ARW-37-200-2	⅜"	¼" x 2"	25
79903875935	ARW-37-250-2	⅜"	⅝" x 2½"	25
79903875936	ARW-50-250-2	½"	⅝" x 2½"	25

Wood Rod Hanger - Side Mount - Point Style Type 17

79903875929	ARW-25-100SW-2	¼"	¼" x 1"	25
79903875934	ARW-37-200SW-2	⅜"	¼" x 2"	25
79903875932	ARW-37-100SW-2	⅜"	¼" x 1"	25

UPC/Part Number	Catalog Number	Tool Description	Box Qty.
-----------------	----------------	------------------	----------

Tools

79903875900	7187-2	Wood Socket	1
79903875901	7195-2	¼" Concrete Socket	1
79903875902	7197-2	⅜" Concrete Socket	1
78205153360	5874	Concrete Tapper Sleeve Assy.	1
78205153361	5866	¼" X 6" Hex Shank SDS Drill Bit	1

Read safety/installation instruction sheets in packages before use.

Drop-in Anchors

- Designed for use in solid concrete.
- Can be used for overhead applications such as suspending cable tray, strut, pipe supports and lighting.
- Flanged (lipped) version installs flush for easy inspection and standardizes rod heights.
- Smooth wall drop-in can be installed flush mounted or below the base material surface.
- UL & FM approved.
- Available in Zinc Plated finish or Stainless Steel.



Smooth Wall



Setting Tool



Flanged

‡ Not ICC-ES certified

Drop-In Anchors - Data	¼"	⅜"	½"	⅝"	¾"
ANSI Drill Bit Size (in.)	⅜	½	⅝	⅞	1
Max. Tightening Torque (ft-lbs)	5	10	20	40	80
Thread Size (UNC)	¼"-20	⅜"-16	½"-13	⅝"-11	¾"-10
Min. Embedment Depth (in.)	1	1⅛	2	2½	3⅛
Load Capacity Tension (lbs) *	390	715	1050	1860	2350
Load Capacity Shear (lbs) *	640	1190	1875	3095	3920

* Based on concrete compression strength of 4000 psi using applied safety factor of 4.0. For additional loading information contact factory.

UPC/Part Number	Catalog Number	Rod Size	Anchor Length	Thread Depth	Box Qty.
-----------------	----------------	----------	---------------	--------------	----------

Drop-In Anchor - Smooth Wall - Steel

78101103218	ADI-25	¼"	1"	⅞"	100
78101103219	ADI-37	⅜"	1⅞"	⅝"	50
78101103220	ADI-50	½"	2"	1⅜"	50
78101103221	ADI-62	⅝"	2½"	1⅜"	25
78101103222	ADI-75	¾"	3⅞"	1⅜"	10

Drop-In Anchor - Smooth Wall - Stainless Steel

78101103223	ADI-25SS4	¼"	1"	⅞"	100
78101103224	ADI-37SS4	⅜"	1⅞"	⅝"	50
78101103226	ADI-50SS4	½"	2"	1⅜"	50
78101103227	ADI-62SS4	⅝"	2½"	1⅜"	25
78101103228	ADI-75SS4	¾"	3⅞"	1⅜"	10

Drop-In Hanger - Flanged - Steel

78205153297	ADI-25FL	¼"	1"	⅞"	100
78205153298	ADI-37FL	⅜"	1⅞"	⅝"	50
78205153299	ADI-50FL	½"	2"	1⅜"	50

UPC/Part Number	Catalog Number	Rod Size	Pin Length	Box Qty.
-----------------	----------------	----------	------------	----------

Setting Tools

78101103229	6305	¼"	⅜"	1
78101103231	6307	⅜"	⅝"	1
78101103232	6309	½"	1⅜"	1
78101103233	6311	⅝"	1⅝"	1
78101103234	6313	¾"	1⅞"	1


Read safety/installation instruction sheets in packages before use.

Mini Drop-in Anchors

- Carbon steel machine bolt anchor for use in shallow embedment applications.
- Can be used in solid concrete and precast hollow core plank, in addition to post-tensioned concrete slabs and concrete pours over metal deck.
- Can be used for overhead applications such as suspending cable tray, strut, pipe supports and lighting.
- Flanged (lipped) version installs flush for easy inspection and standardizes rod heights.
- Setting tool scores flange when set to verify proper expansion
- Available in zinc plated finish.
- FM approved.



Anchor



Setting Tool

Mini Drop-In Anchors - Data	¼"	⅜"	½"
ANSI Drill Bit Size (in.)	⅜	½	⅝
Max. Tightening Torque (ft-lbs)	3	5	10
Thread Size (UNC)	¼"-20	⅜"-16	½"-13
Min. Embedment Depth (in.)	⅝	¾	1
Load Capacity Tension (lbs) *	285	530	840
Load Capacity Shear (lbs) *	415	1055	1220

* Based on concrete compression strength of 4000 psi using applied safety factor of 4.0. For additional loading information contact factory.

UPC/Part Number	Catalog Number	Rod Size	Thread Depth	Box Qty.
Mini Drop-In Anchor - Steel				
78205153300	ADM-25	¼"	⅜"	100
78205153302	ADM-37	⅜"	1⅜"	50
78205153302	ADM-50	½"	⅝"	50
Setting Tools				
78205153301	6336	¼"	—	1
78205153303	6323	⅜"	—	1
78205153305	6338	½"	—	1

‡ Not ICC-ES certified

Read safety/installation instruction sheets in packages before use.

Hollow Base Drop-in Anchors

- For use in hollow base materials such as hollow concrete block, brick with weep holes, and precast hollow core plank.
- Can also be used in solid base materials.
- Smooth wall drop-in can be installed flush mounted or below the base material surface.
- Available in Zinc Plated finish.



Anchor



Setting Tool

Hollow Base Drop-In - Data	1/4"	3/8"	1/2"
ANSI Drill Bit Size (in.)	3/8	5/8	3/4
Max. Tightening Torque (ft-lbs)	5	10	20
Thread Size (UNC)	1/4"-20	3/8"-16	1/2"-13
Thread Length In Cone (in.)	3/8	5/8	3/4
Min. Embedment Depth (in.)	3/4	1	1 1/2
Load Capacity Tension (lbs) *	230	415	805
Load Capacity Shear (lbs) *	240	510	805

* Based on concrete compression strength of 4000 psi using applied safety factor of 4.0. For additional loading information contact factory.

UPC/Part Number	Catalog Number	Rod Size	Overall Length	Sleeve Length	Box Qty.
Hollow Base Drop-In					
78205153291	ADH-25	1/4"	7/8"	5/8"	100
78205153293	ADH-37	3/8"	1 5/16"	1 5/16"	50
78205153294	ADH-50	1/2"	1 3/4"	1 1/4"	50
Setting Tools					
78205153292	9323	1/4"	–	–	1
78205153294	9343	3/8"	–	–	1
78205153296	9353	1/2"	–	–	1

‡ Not ICC-ES certified

Read safety/installation instruction sheets in packages before use.

Concrete Screw Bolts

- For use in racking, shelving, material handling, structural anchorage, masonry and food & beverage facilities.
- One piece heavy-duty anchor with a finished hex-head.
- Fast installation and immediate loading reduces downtime.



- ICC-ES Listed, ESR-3889, qualified for static, seismic and wind loading in concrete.
- ICC-ES Listed, ESR-4042, qualified for static, wind and seismic loading in grouted masonry.

Concrete Screw Bolts - Data	¼"	⅜"
Drill Bit Size (in.)	¼	⅜
Min. Embedment Depth (in.)	1	1½
Load Capacity Tension (lbs) *	385	835
Load Capacity Shear (lbs) *	480	1125

* Based on concrete compression strength of 4000 psi in uncracked concrete using applied safety factor of 4.0. For additional loading information contact factory. For ultimate strength design data in cracked and uncracked concrete, see ICC-ES ESR-3889.

UPC/Part Number	Catalog Number	Anchor Size	Box Qty.
Screw Type Anchor - Steel			
79903875903	ACB-25-175-2	¼" x 1¾"	25
79903875904	ACB-25-225-2	¼" x 2¼"	25
79903875905	ACB-25-300-2	¼" x 3"	25
79903875906	ACB-37-175-2	⅜" x 1¾"	25
79903875907	ACB-37-250-2	⅜" x 2½"	25
79903875908	ACB-37-300-2	⅜" x 3"	25
79903875909	ACB-37-400-2	⅜" x 4"	25

Read safety/installation instruction sheets in packages before use.

Concrete Screws

- Light to medium duty anchor for use in concrete, masonry block and brick base materials.
- Concrete screws are engineered with matched tolerance bits and installation tools to optimize performance.
- High low thread design for greater stability and grip.
- No hole spotting required.
- One drill bit is packaged in each box of concrete screws.
- Blue fluorocarbon coating for corrosion resistance.



Straight Shank Drill Bit



SDS Hex Drill Bit



Hex Head

Hex Head - Data	3/16"	1/4"
ANSI Drill Bit Size (in.)	5/32	3/16
Fixture Clearance Hole (in.)	1/4	5/16
Head Height (in.)	7/64	9/64
Head Width (in.)	1/4	5/16
Washer O.D. (in.)	11/32	13/32
Washer Thickness (in.)	1/32	1/32
Hex Driver (in.)	1/4	5/16



Flat Head

Flat Head - Data	3/16"	1/4"
ANSI Drill Bit Size (in.)	5/32	3/16
Fixture Clearance Hole (in.)	1/4	5/16
Phillips Head O.D. (in.)	3/8	1/2
Phillips Head Height (in.)	9/64	3/16
Phillips Bit Size	2	3

Embedment Depth	Nominal Anchor Dia. / Loading*			
	3/16" Tension	3/16" Shear	1/4" Tension	1/4" Shear
1 3/4"	360	240	555	375

* Based on concrete compression strength of 4000 psi using applied safety factor of 4.0. For additional loading information contact factory.

- ICC-ES Listed, ESR 3068, qualified for static, wind and loading in concrete.
- ICC-ES Listed, ESR 1678, qualified for static, wind and seismic loading in grouted concrete.
- ICC-ES Listed, ESR 3213, qualified for use in chemically treated wood.
- ICC-ES Listed, ESR 3042, qualified for use in wood.

Read safety/installation instruction sheets in packages before use.

Concrete Screws

UPC/Part Number	Catalog Number	Size	Box Qty.
Hex Head Concrete Screws			
78101103342	ACS-18-125H*	3/16" x 1 1/4"	100
78101103343	ACS-18-175H*	3/16" x 1 3/4"	100
78101103344	ACS-18-225H	3/16" x 2 1/4"	100
78101103346	ACS-18-275H	3/16" x 2 3/4"	100
78101103347	ACS-18-325H	3/16" x 3 1/4"	100
78101103348	ACS-18-375H	3/16" x 3 3/4"	100
78101103349	ACS-18-400H	3/16" x 4"	100
78101103342	ACS-25-125H*	1/4" x 1 1/4"	100
78101103343	ACS-25-175H*	1/4" x 1 3/4"	100
78101103344	ACS-25-225H	1/4" x 2 1/4"	100
78101103346	ACS-25-275H	1/4" x 2 3/4"	100
78101103347	ACS-25-325H	1/4" x 3 1/4"	100
78101103348	ACS-25-375H	1/4" x 3 3/4"	100
78101103349	ACS-25-400H	1/4" x 4"	100

Flat Head Concrete Screws

78205153259	ACS-18-125F*	3/16" x 1 1/4"	100
78205153260	ACS-18-175F*	3/16" x 1 3/4"	100
78205153261	ACS-18-225F	3/16" x 2 1/4"	100
78205153262	ACS-18-275F	3/16" x 2 3/4"	100
78205153263	ACS-25-125F*	1/4" x 1 1/4"	100
78205153264	ACS-25-175F*	1/4" x 1 3/4"	100
78205153265	ACS-25-225F	1/4" x 2 1/4"	100
78205153266	ACS-25-275F	1/4" x 2 3/4"	100

* Not ICC-ES listed

UPC/Part Number	Catalog Number	Bit Size	Usable Length	Box Qty.
Straight Shank Drill Bits				
78205153267	2782SD	5/32" x 4 1/2"	3"	1
78205153269	2786SD	3/16" x 4 1/2"	3"	1
SDS Hex Drill Bits				
78205153268	2793	5/32" x 5"	3"	1
78205153270	2796	3/16" x 5"	3"	1
UPC/Part Number	Catalog Number	Description	Box Qty.	
Setting Tool				
78101103453	2791	Concrete Screw Tool Kit	100	

Read safety/installation instruction sheets in packages before use.

Wedge Expansion Anchors

- Heavy and medium duty all purpose anchor.
- For use in solid concrete and grout filled block.
- Anchors can be installed through the fixture, no need for hole spotting.
- Wire hanger hole size $\frac{9}{32}$ " diameter, head height $\frac{3}{4}$ ".
- UL & FM approved.
- Available in Zinc Plated Carbon Steel or Type 304 Stainless Steel.



Wedge Expansion Anchor - Data	1/4"	3/8"	1/2"	5/8"
ANSI Drill Bit Size (in.)	1/4	3/8	1/2	5/8
Fixture Clearance Hole (in.)	5/16	7/16	9/16	11/16
Thread Size (UNC)	1/4"-20	3/8"-16	1/2"-13	5/8"-11
Washer O.D. (in.)	5/8	13/16	1 1/16	1 3/4
Wrench Size	7/16	9/16	3/4	15/16
Max. Tightening Torque (ft-lbs)	8	28	60	90
Min. Embedment Depth (in.)	1 1/8	1 5/8	2 1/4	2 3/4
Load Capacity Tension (lbs) *	415	775	1200	1570
Load Capacity Shear (lbs) *	325	635	1050	1705

Wire Hanger Wedge Anchor - Data	1/4"
ANSI Drill Bit Size (in.)	1/4
Min. Embedment Depth (in.)	1 1/8
Head Height (in.)	3/4
Load Capacity Tension (lbs) *	360
Load Capacity Shear (lbs) *	405

UPC/Part Number	Catalog Number	Size	Hole Size	Box Qty.
78101103106	AWA-25-200WH	1/4" x 2"	9/32"	100

* Based on concrete compression strength of 4000 psi using applied safety factor of 4.0. For additional loading information contact factory.

- Carbon steel anchors ICC Listed, ESR 2818, qualified for seismic and wind loading in concrete.
- Carbon steel anchors ICC Listed, ESR 2966, qualified for wind and seismic loading in grouted masonry.
- Stainless steel anchors ICC Listed, ESR 2502, qualified for seismic and wind loading in concrete.

Read safety/installation instruction sheets in packages before use.

Wedge Expansion Anchors

UPC/Part Number	Catalog Number	Size	Thread Length	Box Qty.
Wedge Anchor				
78101103068	AWA-25-175	¼" x 1¾"	¾"	100
78101103069	AWA-25-225	¼" x 2¼"	1¼"	100
78101103070	AWA-25-325	¼" x 3¼"	2¼"	100
78101103071	AWA-37-225	⅜" x 2¼"	1¼"	50
78101103072	AWA-37-275	⅜" x 2¾"	1⅝"	50
78101103073	AWA-37-300	⅜" x 3"	1⅞"	50
78205153364	AWA-37-350	⅜" x 3½"	2⅜"	50
78101103074	AWA-37-375	⅜" x 3¾"	2⅝"	50
78101103075	AWA-37-500	⅜" x 5"	3⅞"	50
78205153366	AWA-50-275	½" x 2¾"	1⅜"	50
78101103077	AWA-50-375	½" x 3¾"	2⅜"	50
78205145636	AWA-50-450	½" x 4½"	3⅞"	50
78101103079	AWA-50-550	½" x 5½"	4⅞"	50
78101103080	AWA-50-700	½" x 7"	5⅝"	25
78101103081	AWA-62-350	⅝" x 3½"	2"	25
78101103082	AWA-62-450	⅝" x 4½"	3"	25
78101103083	AWA-62-500	⅝" x 5"	3½"	25
78101103084	AWA-62-600	⅝" x 6"	4½"	25
78101103085	AWA-62-700	⅝" x 7"	5½"	25
Wedge Anchor - Stainless Steel				
78101103146	AWA-25-175SS4	¼" x 1¾"	¾"	100
78101103147	AWA-25-225SS4	¼" x 2¼"	1¼"	100
78101103148	AWA-25-325SS4	¼" x 3¼"	2¼"	100
78101103149	AWA-37-225SS4	⅜" x 2¼"	1¼"	50
78101103150	AWA-37-275SS4	⅜" x 2¾"	1⅝"	50
78101101151	AWA-37-300SS4	⅜" x 3"	1⅞"	50
78205153365	AWA-37-350SS4	⅜" x 3½"	2⅜"	50
78101103152	AWA-37-375SS4	⅜" x 3¾"	2⅝"	50
78101103153	AWA-37-500SS4	⅜" x 5"	3⅞"	50
78101103154	AWA-50-275SS4	½" x 2¾"	1⅜"	50
78101103155	AWA-50-375SS4	½" x 3¾"	2⅜"	50
78205153367	AWA-50-450SS4	½" x 4½"	3⅞"	50
78101103157	AWA-50-550SS4	½" x 5½"	4⅞"	50
78205153368	AWA-50-700SS4	½" x 7"	5⅝"	25
78205153369	AWA-62-350SS4	⅝" x 3½"	2"	25
78205153370	AWA-62-450SS4	⅝" x 4½"	3"	25
78205153779	AWA-62-500SS4	⅝" x 5"	3½"	25
78205153371	AWA-62-600SS4	⅝" x 6"	4½"	25
78205143044	AWA-62-700SS4	⅝" x 7"	5½"	25

Read safety/installation instruction sheets in packages before use.

Power Stud^{®†} SD2 Seismic Wedge Anchors

- Fully threaded, torque-controlled, wedge anchor which is designed for consistent performance in cracked and uncracked concrete.
- For use in concrete, structural sand lightweight concrete, and concrete over metal deck.
- Nominal drill bit size is the same as the anchor diameter.
- ICC-ES listed, ESR-2502, Category 1
- Zinc plated carbon steel body with stainless steel expansion clip from premium performance.
- Qualified for seismic and wind loading.



Seismic Wedge Anchor - Data	3/8"	1/2"	5/8"	3/4"
ANSI Drill Bit Size (in.)	3/8	1/2	5/8	3/4
Fixture Clearance Hole (in.)	7/16	9/16	1 1/16	13/16
Minimum Hole Depth (in.)	2 5/8	2 3/4	4 1/4	5
Minimum Concrete Thickness (in.)	4	4 1/2	5 3/4	7
Max. Tightening Torque (ft-lbs)	20	40	60	110
Min. Embedment Depth (in.)	2 3/8	2 1/2	3 7/8	4 1/2
Loading Capacity Tension (lbs.)*	1175	1410	2925	3625
Loading Capacity Shear (lbs.)*	1445	1520	3810	5855

For loading information, ICC-ES certified see ICC-ES ESR-2502.

* Based on cracked concrete with a compressive strength of 4000 psi. These loads were converted from Factored Design Strengths assuming 50% dead load and 50% live load, and a controlling load combination 1.2D + 1.6L.

† All other trademarks are property of their respective owners.

Read safety/installation instruction sheets in packages before use.

Seismic Wedge Anchors

UPC/Part Number	Catalog Number	Size	Thread Length	Box Qty.
Seismic Wedge Anchor				
78205153398	AWSD-37-300	$\frac{3}{8}$ " X 3"	1 $\frac{3}{4}$ "	50
78205153399	AWSD-37-350	$\frac{3}{8}$ " X 3 $\frac{1}{2}$ "	2 $\frac{1}{4}$ "	50
78205153400	AWSD-37-375	$\frac{3}{8}$ " X 3 $\frac{3}{4}$ "	2 $\frac{1}{2}$ "	50
78205153401	AWSD-37-500	$\frac{3}{8}$ " X 5"	3 $\frac{3}{4}$ "	50
78205153402	AWSD-50-375	$\frac{1}{2}$ " X 3 $\frac{3}{4}$ "	2 $\frac{1}{8}$ "	50
78205153403	AWSD-50-450	$\frac{1}{2}$ " X 4 $\frac{1}{2}$ "	2 $\frac{7}{8}$ "	50
78205153404	AWSD-50-550	$\frac{1}{2}$ " X 5 $\frac{1}{2}$ "	3 $\frac{7}{8}$ "	50
78205153405	AWSD-50-700	$\frac{1}{2}$ " X 7"	5 $\frac{3}{8}$ "	50
78205153406	AWSD-62-475	$\frac{5}{8}$ " X 4 $\frac{3}{4}$ "	2 $\frac{7}{8}$ "	25
78205153407	AWSD-62-500	$\frac{5}{8}$ " X 5"	3 $\frac{1}{8}$ "	25
78205153408	AWSD-62-600	$\frac{5}{8}$ " X 6"	4 $\frac{1}{8}$ "	25
78205153409	AWSD-62-700	$\frac{5}{8}$ " X 7"	5 $\frac{1}{8}$ "	25
78205153410	AWSD-75-550	$\frac{3}{4}$ " X 5 $\frac{1}{2}$ "	3 $\frac{1}{4}$ "	20
78205153411	AWSD-75-625	$\frac{3}{4}$ " X 6 $\frac{1}{4}$ "	4"	20
78205153425	AWSD-75-700	$\frac{3}{4}$ " X 7"	4 $\frac{3}{4}$ "	20

Read safety/installation instruction sheets in packages before use.

Drive Anchor

- One-piece, tamper-proof vibration resistant anchor for use in concrete.
- Anchor is formed with an 's' shaped configuration at the working end of the anchor to create an expansion mechanism.
- Anchor is pre-expanded so no secondary tightening operation is required.
- FM approved. (pipe hanger version)
- Made of Zinc Plated carbon steel.



Mushroom Head - Data	3/16"	1/4"
ANSI Drill Bit Size (in.)	3/16	1/4
Fixture Clearance Hole (in.)	1/4	5/16
Head Height (in.)	7/64	7/64
Head Size O.D. (in.)	7/16	1/2
Min. Embedment Depth (in.)	7/8	1
Load Capacity Tension (lbs.) *	165	210
Load Capacity Shear (lbs.) *	330	465



Rod Hanger - Data	1/4"	3/8"
ANSI Drill Bit Size (in.)	3/16	1/4
UNC Thread Size	1/4"-20	3/8"-16
Head Height (in.)	1/2	5/8
Head Size O.D. (in.)	13/32	35/64
Min. Embedment Depth (in.)	1 1/4	1 3/4
Load Capacity Tension (lbs.) *	315	500
Load Capacity Shear (lbs.) *	245	525



Wire Hanger - Data	3/16"	1/4"
ANSI Drill Bit Size (in.)	3/16	1/4
Tie-Wire Hole (in.)	3/16	9/32
Head Height (in.)	37/64	41/64
Head Width (in.)	9/64 x 7/16	3/16 x 9/16
Min. Embedment Depth (in.)	1 1/8	1 1/8
Load Capacity Tension (lbs.) *	265	290
Load Capacity Shear (lbs.) *	240	330

* Based on concrete compression strength of 4000 psi using applied safety factor of 4.0. For additional loading information contact factory.

Read safety/installation instruction sheets in packages before use.

Drive Anchors

UPC/Part Number	Catalog Number	Size	Box Qty.
Mushroom Head			
78205153271	ADA-18-100	3/16" x 1"	100
78205153272	ADA-18-125	3/16" x 1 1/4"	100
78205153273	ADA-18-150	3/16" x 1 1/2"	100
78205153274	ADA-18-200	3/16" x 2"	100
78205153275	ADA-18-250	3/16" x 2 1/2"	100
78205153276	ADA-18-300	3/16" x 3"	100
78205153278	ADA-25-100	1/4" x 1"	100
78205153279	ADA-25-125	1/4" x 1 1/4"	100
78205153280	ADA-25-150	1/4" x 1 1/2"	100
78205153281	ADA-25-200	1/4" x 2"	100
78205153282	ADA-25-250	1/4" x 2 1/2"	100
78205153283	ADA-25-300	1/4" x 3"	100

UPC/Part Number	Catalog Number	Head Size	Box Qty.
Rod Hanger			
78205153284	ADA-25RH	1/4"	100
78205153286	ADA-37RH	3/8"	100
Wire Hanger			
78205153277	ADA-18WH	3/16"	100
78205153285	ADA-25WH	1/4"	100

‡ Not ICC-ES certified

Read safety/installation instruction sheets in packages before use.

Sleeve Type Expansion Anchors

- For use in concrete and masonry substrates.
- Suitable for solid and hollow core materials.
- Fits standard fixture holes - no need to undersize anchors for proper fit.
- Sleeve has 360° contact area and reduces concrete stress.
- UL & FM approved.
- Available in Zinc Plated Steel or Type 304 Stainless Steel.



Hex Nut (HN) Style



Acorn Nut (AN) Style



Slotted Round Head (RS) Style

Sleeve Type Expansion - Data	1/4"	3/8"	1/2"	5/8"	3/4"
ANSI Drill Bit Size (in.)	1/4	3/8	1/2	5/8	3/4
Fixture Clearance Hole (in.)	5/16	7/16	9/16	1 1/16	1 5/16
Plow Bolt Size (UNC)	#10-24	5/16"-18	3/8"-16	1/2"-13	5/8"-11
Min. Embedment Depth (in.)	1/2	1 1/4	1 1/2	2	2 1/4
Load Capacity Tension (lbs) *	65	540	645	1405	1455
Load Capacity Shear (lbs) *	250	1030	1215	1215	2760

* Based on concrete compression strength of 4000 psi using applied safety factor of 4.0. For additional loading contact factory.



Rod Hanger (RH) Style



Wire Hanger (WH) Style

Sleeve Type Expansion - Data	Hanger Rod			Wire Hanger
	1/4"	3/8"	1/2"	5/16"
ANSI Drill Bit Size (in.)	1/4	3/8	1/2	5/16
Fixture Clearance Hole (in.)	NA	NA	NA	1/4
Plow Bolt Size (UNC)	#10-24	5/16"-18	3/8"-16	1/4"-20
Coupling Height (in.)	7/8	1	1 1/4	NA
Min. Embedment Depth (in.)	1/2	1 1/4	1 1/2	1
Load Capacity Tension (lbs) *	65	540	645	350
Load Capacity Shear (lbs) *	250	1030	1215	590

* Based on concrete compression strength of 4000 psi using applied safety factor of 4.0. For additional loading go to www.cooperblinc.com.

For loading information, see ICC-ES ESR-2502.

Read safety/installation instruction sheets in packages before use.

Sleeve Type Expansion Anchors

UPC/Part Number	Catalog Number	Size	Thread Length	Box Qty.
Hex Nut Style				
78101102995	ASA-37-187HN	3/8" x 1 7/8"	1 5/8"	50
78101102996	ASA-37-300HN	3/8" x 3"	1 5/8"	50
78205153400	ASA-37-400HN	3/8" x 4"	1 5/8"	50
78101102997	ASA-50-225HN	1/2" x 2 1/2"	2 1/8"	25
78101102998	ASA-50-300HN	1/2" x 3"	2 1/4"	25
78101102999	ASA-50-400HN	1/2" x 3 3/4"	2 1/4"	25
78205153351	ASA-50-525HN	1/2" x 5 1/4"	2 1/4"	25
78101103002	ASA-50-600HN	1/2" x 6"	2 1/4"	10
78101103003	ASA-62-225HN	5/8" x 2 1/2"	2 1/8"	25
78101103004	ASA-62-300HN	5/8" x 3"	2 3/4"	25
78101103005	ASA-62-425HN	5/8" x 4 1/4"	2 3/4"	10
78101103006	ASA-62-600HN	5/8" x 5 3/4"	2 3/4"	10
78101103007	ASA-75-250HN	3/4" x 2 3/4"	2 1/8"	10
78101103008	ASA-75-425HN	3/4" x 4 1/4"	3 3/8"	10
78101103009	ASA-75-625HN	3/4" x 6 1/4"	3 3/8"	10

Hex Nut Style - Stainless Steel

78205153343	ASA-37-187HNSS4	3/8" x 1 7/8"	1 5/8"	50
78205153345	ASA-37-300HNSS4	3/8" x 3"	1 5/8"	50
78205153347	ASA-50-225HNSS4	1/2" x 2 1/2"	2 1/8"	25
78205153349	ASA-50-300HNSS4	1/2" x 3"	2 1/4"	25
78205153350	ASA-50-400HNSS4	1/2" x 3 3/4"	2 1/4"	25
78205153352	ASA-62-425HNSS4	5/8" x 4 1/4"	2 3/4"	10

Acorn Nut Style

78205153341	ASA-25-62AN	1/4" x 5/8"	1/2"	100
78101102991	ASA-25-137AN	1/4" x 1 3/8"	1 1/8"	100
78101102992	ASA-25-225AN	1/4" x 2 1/4"	1 1/8"	100

Slotted Round Head Style

78205153338	ASA-25-112RS	1/4" x 1 3/8"	1"	100
78205153340	ASA-25-200RS	1/4" x 2 1/4"	1 1/8"	100

UPC/Part Number	Catalog Number	Size	Drill Diameter	Box Qty.
Rod Hanger				
78205153339	ASA-25-150RH	1/4" x 1 1/2"	5/16"	50
78205153344	ASA-37-187RH	3/8" x 1 7/8"	3/8"	50
78205153348	ASA-50-225RH	1/2" x 2 1/4"	1/2"	25
Wire Hanger				
78205153342	ASA-31-150WH	5/16" x 2 3/8"	5/16"	100

Read safety/installation instruction sheets in packages before use.

Double Expansion Anchors

- For use in concrete, block, brick or stone.
- Double expansion anchor is particularly suited for base materials of questionable strength (job site tests are recommended).
- Internally threaded anchor for easy removability and service work.
- Made of Zamac Alloy material.



Double Expansion - Data	1/4"	3/8"	1/2"	5/8"
ANSI Drill Bit Size (in.)	1/2	3/4	7/8	1
Max. Tightening Torque (ft-lbs)	5	10	20	30
Thread Size (UNC)	1/4"-20	3/8"-16	1/2"-13	5/8"-11
Thread Length In Cone (in.)	1/2	5/8	3/4	7/8
Min. Embedment Depth (in.)	1 1/4	1 3/4	2 1/4	2 1/2
Load Capacity Tension (lbs) *	225	500	890	1540
Load Capacity Shear (lbs) *	285	750	1080	2570

* Based on concrete compression strength of 4000 psi using applied safety factor of 4.0. For additional loading information contact factory.

UPC/Part Number	Catalog Number	Rod Size	Anchor Length	Box Qty.
Double Expansion Anchor				
78101103251	ADE-25	1/4"	1 3/8"	50
78101103253	ADE-37	3/8"	2"	50
78101103254	ADE-50	1/2"	2 1/2"	25
78101103256	ADE-62	5/8"	2 3/4"	25

‡ Not ICC-ES listed

Read safety/installation instruction sheets in packages before use.

Single Expansion Anchors

- For use in concrete, block, brick or stone.
- Recommended for floor and wall attachments.
- Not recommended for overhead applications.
- Internally threaded anchor for easy removability and service work.
- Made of Zamac Alloy material.



Single Expansion - Data	1/4"	3/8"	1/2"	5/8"
ANSI Drill Bit Size (in.)	1/2	3/4	7/8	1
Max. Tightening Torque (ft-lbs)	5	10	20	30
Thread Size (UNC)	1/4"-20	3/8"-16	1/2"-13	5/8"-11
Thread Length In Cone (in.)	5/16	5/16	7/16	5/8
Min. Embedment Depth (in.)	1 3/8	1 5/8	2 1/2	2 3/4
Load Capacity Tension (lbs) *	100	510	610	925
Load Capacity Shear (lbs) *	140	805	1000	1710

* Based on concrete compression strength of 4000 psi using applied safety factor of 4.0. For additional loading information contact factory.

UPC/Part Number	Catalog Number	Rod Size	Anchor Length	Box Qty.
Single Expansion Anchor				
78101103245	ASE-25	1/4"	1 5/16"	50
78101103247	ASE-37	3/8"	1 1/2"	50
78101103248	ASE-50	1/2"	2 1/16"	25
78101103249	ASE-62	5/8"	2 5/8"	25

‡ Not ICC-ES listed

Read safety/installation instruction sheets in packages before use.

Wood-Knocker II[†] Anchors

- Wood-Knocker II concrete inserts are installed onto wooden forms used to support newly poured concrete floor slabs, roof slabs or walls.
- When the forms are stripped, the color-coded flange is visibly embedded in the concrete surface.
- The unique, six sided impact plate offers resistance to rotation within the concrete as threaded rod is being installed.
- Suitable for overhead installations such as suspending cable tray, pipe hangers, strut and conduit.
- Color coded by size for all trades.
- UL and FM approved.
- Lowest in-place cost.



Wood-Knocker-II - Data	1/4"	3/8"	1/2"	5/8"	3/4"
Insert Thread Length (in.)	3/8	5/8	1 1/16	1 5/16	1 1/8
Plastic Flange Diameter (in.)	1 3/8	1 3/8	1 3/8	1 5/8	1 5/8
Thread Size (UNC)	1/4"-20	3/8"-16	1/2"-13	5/8"-11	3/4"-10
Overall Length (in.)	1 7/8	1 7/8	1 7/8	1 7/8	1 7/8
Min. Insert Spacing (in.)	9	9	9	12	12
Min. End Distance (in.)	6	6	6	9	9
Load Capacity Tension (lbs) *	1240	1605	1605	1550	1550
Load Capacity Shear (lbs) *	495	1775	2465	3785	3785

* Based on normal weight concrete with minimum compression strength of 3000 psi. Allowable load capacities are calculated using applied safety factor of 3.0. For additional loading information contact factory. Minimum embedment depth is 1 7/8". The allowable load must be the lesser of the insert capacity and the steel strength of the rod.

UPC/Part Number	Catalog Number	Rod Diameter	Color	Box Qty.
Wood-Knocker-II				
79903875912	ACPW-25-2	1/4"	Brown	100
79903875913	ACPW-37-2	3/8"	Green	100
79903875938	ACPW-3750-2	3/8"-1/2"	Gray	100
79903875914	ACPW-50-2	1/2"	Yellow	100
79903875915	ACPW-62-2	5/8"	Red	50
79903875916	ACPW-75-2	3/4"	Purple	50

ICC-ES listed. See ICC-ES ESR-3657. Qualified for static, wind, and seismic loading in concrete.

† All other trademarks are property of their respective owners.

Read safety/installation instruction sheets in packages before use.

Bang-It⁺ Anchors

- Bang-It[™]+ concrete inserts are designed for installation in and through metal composite deck used to support newly poured concrete floors or roof slabs.
- After installation, the protective sleeve of the insert protrudes below the surface of the deck, allowing overhead attachment of threaded rod.
- The unique, six sided impact plate offers resistance to rotation within the concrete as threaded rod is being installed.
- Suitable for overhead installations such as suspending cable tray, pipe hangers, strut and conduit.
- Color coded by size for all trades.
- UL and FM approved.
- Lowest in-place cost.



Bang-It[™]+ - Data	1/4"	3/8"	1/2"	5/8"	3/4"
Metal Hole Saw Diameter (in.)	13/16	13/16	13/16	13/16	13/16
Drilling Speed (rpm)	700-900	700-900	700-900	500-700	500-700
Insert Thread Length (in.)	3/8	5/8	1 1/16	1 5/16	1 1/8
Length of Sleeve (in.)	3 3/8	3 3/8	3 3/8	3 3/8	3 3/8
Thread Size (UNC)	1/4"-20	3/8"-16	1/2"-13	5/8"-11	3/4"-10
Embedment Depth (in.)	2	2	2	2	2
Upper Deck Tension Load (lbs) *	1115	1915	2370	2935	2935
Lower Deck Tension Load (lbs) *	830	830	830	990	990
Upper Deck Shear Load (lbs) *	835	1115	1115	1115	1115
Lower Deck Shear Load (lbs) *	625	840	840	840	840

* Based on sand lightweight and normal weight concrete with minimum compression strength of 3000 psi over steel deck. Allowable load capacities are calculated using applied safety factor of 3.0. For additional loading information contact factory. Minimum insert spacing of 6", minimum end spacing 6".

UPC/Part Number	Catalog Number	Rod Diameter	Color	Box Qty.
Bang-It[™] + Inserts				
78205131154	ACPD-25	1/4"	Brown	100
78205131156	ACPD-37	3/8"	Green	100
79903875937	ACPD-3750-2	3/8"-1/2"	Gray	100
78205131157	ACPD-50	1/2"	Yellow	100
78205131158	ACPD-62	5/8"	Red	50
78205131166	ACPD-75	3/4"	Purple	50

Bang-It[™] + Hole Saws

79903875911	ACPD-HS813-2	1 3/16" Carbide Hole Saw for 1/4", 3/8", 1/2", 7/8"	1
79903875910	ACPD-HS1188-2	1 3/16" Carbide Hole Saw for 5/8", 3/4", 1 1/16"	1

ICC-ES certified. See ICC-ES ESR-3657. Qualified for static, wind, and seismic loading in concrete.

† All other trademarks are property of their respective owners.

Read safety/installation instruction sheets in packages before use.

Machine Screw Anchors

- For use in concrete, block, brick or stone.
- Not recommended for use in overhead applications.
- Readily accepts machine bolts.
- Internally threaded anchor for easy removability and service work.
- Anchor installation requires shallow embedment.
- Made of Zamac Alloy material.



Machine Screw Anchor - Data	¼"	⅜"	½"
ANSI Drill Bit Size (in.)	½	¾	⅞
Max. Tightening Torque (ft-lbs)	5	10	15
Thread Size (UNC)	¼"-20	⅜"-16	½"-13
Min. Embedment Depth (in.)	⅞	1¼	1½
Load Capacity Tension (lbs) *	375	620	875
Load Capacity Shear (lbs) *	355	825	1135

* Based on concrete compression strength of 4000 psi using applied safety factor of 4.0. For additional loading information contact factory.

UPC/Part Number	Catalog Number	Rod Diameter	Box Qty.
Machine Screw Anchor			
78101103239	AMS-25	¼"	100
78101103242	AMS-37	⅜"	50
78101103243	AMS-50	½"	50
Setting Tool			
78205109765	9221	¼"	1
78205109767	9231	⅜"	1
78205109768	9241	½"	1

‡ Not ICC-ES certified

Read safety/installation instruction sheets in packages before use.

Self-Tapping Screw Anchors

- For use in normal-weight concrete, structural sand lightweight concrete and concrete over metal deck.
- Anchor design allows for shallow embedment and mechanically interlocks with base material.
- Internally threaded anchor for easy adjustment and removability of threaded rod or bolt.
- Fast anchor installation with a powered impact wrench.
- Suitable for overhead applications such as suspending cable tray, strut, pipe hangers and conduit.
- FM Approved.
- ICC-ES certified. See ICC-ES ESR-2272.
- Made of Zinc Plated carbon steel.
- Setting tool included.



Self-Tapping Machine Screw - Data	3/8"
ANSI Drill Bit Size (in.)	1/2
Min. Concrete Thickness (in.)	4
Max. Tightening Torque (ft-lbs)	8
Min. Embedment Depth (in.)	1 5/8
Load Capacity Tension (lbs) *	590
Load Capacity Shear (lbs) *	260

* Based on concrete compression strength of 3000 psi in uncracked concrete using applied safety factor of 4.0. For additional loading information contact factory. The shear capacity is controlled by steel strength and is ASTM A36 (or equivalent). For ultimate strength design data in cracked and uncracked concrete, see ICC-ES ESR-2272.

UPC/Part Number	Catalog Number	Size	Thread Depth	Box Qty.
-----------------	----------------	------	--------------	----------

Self-Tapping Screw Anchor

78205153362	ATM-37	3/8"	1 1/16"	50
-------------	---------------	------	---------	----

Tool

78205153363	6407 SD	3/8"	—	1
-------------	----------------	------	---	---

ICC-ES certified. See ICC-ES ESR-2272.

Read safety/installation instruction sheets in packages before use.

Drive Nail Anchors

- For use in concrete, block or brick.
- Anchor is recommended for light duty, tamper-proof applications.
- Not recommended for overhead applications.
- Made of Zamac Alloy material.



Drive Nail - Data	3/16"	1/4"
ANSI Drill Bit Size (in.)	3/16	1/4
Fixture Clearance Hole (in.)	1/4	5/16
Head Height (in.)	7/64	9/64
Head Size, O.D. (in.)	13/32	35/64
Min. Embedment Depth (in.)	3/4	5/8
Load Capacity Tension (lbs) *	100	145
Load Capacity Shear (lbs) *	140	205

* Based on concrete compression strength of 4000 psi using applied safety factor of 4.0. For additional loading information contact factory.

UPC/Part Number	Catalog Number	Size	Box Qty.
Drive Nail Anchor			
78101102964	ADN-18-87	3/16" x 7/8"	100
78101102965	ADN-25-75	1/4" x 3/4"	100
78101102966	ADN-25-100	1/4" x 1"	100
78101102967	ADN-25-125	1/4" x 1 1/4"	100
78101102968	ADN-25-150	1/4" x 1 1/2"	100
78101102969	ADN-25-200	1/4" x 2"	100
78205153306	ADN-25-300	1/4" x 3"	100

‡ Not ICC-ES certified

Read safety/installation instruction sheets in packages before use.

Toggle Bolts

- The toggle bolt is a spring wing type hollow wall anchor designed for use in block, wallboard and other hollow base materials.
- Anchor is a two-part assembly consisting of a machine screw and a spring wing toggle.
- Adjustable to accommodate various wall thicknesses up to 2½".
- Combo round head bolt is provided.
- Made of zinc plated carbon steel.



Toggle Bolt - Data	¾"		¼"		⅜"	
	Tension	Shear	Tension	Shear	Tension	Shear
	(lbs.)	(lbs.)	(lbs.)	(lbs.)	(lbs.)	(lbs.)
⅜" Wallboard	35	35	55	55	60	65
½" Wallboard	45	50	60	60	65	75
⅝" Wallboard	60	60	65	65	75	80
¾" Wallboard	75	70	80	75	85	90
Hollow Concrete Masonry *	70	70	70	120	195	140

Allowable load capacities are calculated using applied safety factor of 4.0. For additional loading information contact factory.

* Based on hollow wall concrete masonry with minimum compression strength of 1500 psi.

UPC/Part Number	Catalog Number	Drill Diameter	Size	Box Qty.
Toggle Bolt				
78205153354	ATB-18-300	½"	¾" x 3"	50
78205153355	ATB-18-400	½"	¾" x 4"	50
78205153356	ATB-25-300	⅝"	¼" x 3"	50
78205153357	ATB-25-400	⅝"	¼" x 4"	50
78205153358	ATB-37-300	⅞"	¾" x 3"	25
78205153359	ATB-37-400	⅞"	¾" x 4"	25

‡ Not ICC-ES certified.

Not for use in seismic applications.

Read safety/installation instruction sheets in packages before use.

Wall Screws

- One-piece, all steel anchor with high-profile threads for easy fastening into wallboard and other masonry base materials.
- Deep cutting, corkscrew-like threads provide for smooth entry and a strong hold.
- No pre-drilling is required when fastening into wallboard or wood.
- Fastening into concrete, hollow or grout filled block, brick and plaster requires a pre-drilled $\frac{3}{16}$ " ANSI hole.
- Installed with a No. 8 drill bit or No. 2 Phillips driver.
- Made of case hardened carbon steel with chrome finish.



AWS-CH



AWS-OH



AWS-PH

Wall Screw - Data	Minimum Embedment Depth	Load Cap. Tension (lbs.) *	Load Cap. Shear (lbs.) *
Concrete *	$\frac{3}{4}$ "	90	260
$\frac{1}{2}$ " Wallboard	NA	20	60
$\frac{5}{8}$ " Wallboard	NA	35	90
$\frac{3}{4}$ " Plywood	NA	65	150
Grout-Filled Concrete Masonry	1"	55	165
Hollow Concrete Masonry	1"	60	165
Brick Masonry	$\frac{3}{4}$ "	70	120

* Based on concrete compression strength of 4000 psi. Allowable load capacities are calculated using an applied safety factor of 4.0. For additional loading contact factory.

UPC/Part Number	Catalog Number	Size	Head Type	Box Qty.
Wall Screw				
78205153372	AWS-CH	$\frac{3}{16}$ " x $1\frac{1}{4}$ "	Combo	100
78205153373	AWS-OH	$\frac{3}{16}$ " x $1\frac{1}{4}$ "	Oval	100
78205153374	AWS-PH	$\frac{3}{16}$ " x $1\frac{1}{4}$ "	Pan	100

‡ Not ICC-ES certified

Read safety/installation instruction sheets in packages before use.

Plastic Screw Anchors

- One-piece anchor designed for light duty applications in wallboard, concrete and masonry.
- Works in hollow or solid base materials.
- Suitable for screws with various thread sizes and styles - screws may be installed with a screw gun.



Plastic Screw Anchor - Data	APS-4	APS-6	APS-8
Drill Diameter (in.)	3/16	1/4	5/16
Screw Size Range	#4-#10	#6-#12	#8-#14
Min. Thread Length (in.)	1 3/16	1 3/8	1 13/16
Min. Hole Diameter (in.)	1 3/8	1 9/16	2
Min. Wall Thickness (in.)	1/4	3/8	1/2
Min. Embedded Thread Length (in.)	1 7/8	2	2 9/16
Load Capacity Tension (lbs) *	18	20	22
Load Capacity Shear (lbs) *	32	40	45

* Allowable load capacities are calculated using an applied safety factor of 4.0. For additional loading information contact factory.

UPC/Part Number	Catalog Number	Screw Size	Box Qty.
Plastic Screw Anchors			
78205153315	APS-4	#4 - #10	100
78205153316	APS-6	#6 - #12	100
78205153319	APS-8	#8 - #14	100

‡ Not ICC-ES certified

Read safety/installation instruction sheets in packages before use.

Plastic Hollow Wall Anchors

- Heavy duty hollow wall anchor designed for use in plaster, wallboard, concrete block, or hollow tile.
- Pre-assembled anchor consisting of a carbon steel wing and a locking cap/ratchet leg assembly molded from engineered plastic.
- When compared to traditional toggles, this anchor can be installed in a smaller hole and does not require a fixture or screw to set it.
- Adjustable to accommodate various wall thickness up to 2½".



Plastic Hollow Wall - Data	3/16"	1/4"	3/8"	1/2"
Thread Size (UNC)	3/16"-24	1/4"-20	3/8"-16	1/2"-13
Max. Tightening Torque (ft-lbs)	5	5	5	5
Minimum Clearance (in.)	1 7/8"	1 7/8"	1 7/8"	1 7/8"

Plastic Hollow Wall - Data	3/16"		1/4"		3/8"		1/2"	
	Tension (lbs.)	Shear (lbs.)	Tension (lbs.)	Shear (lbs.)	Tension (lbs.)	Shear (lbs.)	Tension (lbs.)	Shear (lbs.)
3/8" Wallboard	30	60	35	70	35	70	35	75
1/2" Wallboard	35	70	35	75	40	75	40	90
5/8" Wallboard	50	95	55	105	55	105	55	110
3/4" Wallboard	50	110	55	120	60	120	60	120
Hollow Concrete Masonry *	215	150	270	285	285	465	345	595

Allowable load capacities are calculated using an applied safety factor of 4.0. For additional loading information contact factory.

* Based on hollow wall concrete masonry with minimum compression strength of 1500 psi.

UPC/Part Number	Catalog Number	Anchor Size	Drill Dia.	Wall Thickness	Box Qty.
Plastic Hollow Wall Anchor					
78205153311	APH-18	3/16" x 4"	1/2"	3/8" - 2 1/2"	50
78205153312	APH-25	1/4" x 4"	1/2"	3/8" - 2 1/2"	50
78205153313	APH-37	3/8" x 4"	3/4"	3/8" - 2 1/2"	25
78205153314	APH-50	1/2" x 4"	3/4"	3/8" - 2 1/2"	25

‡ Not ICC-ES certified

Read safety/installation instruction sheets in packages before use.

Self-Drilling Wallboard Anchors

- One-piece self drilling anchor designed for use in hollow wallboard for light to medium duty loads.
- Ideal for mounting electrical fixtures, phone systems, and miscellaneous hardware.
- APD/AZD designed for use in 3/8" to 1" wallboard.
- APDM/AZDM designed for use in 3/8" to 5/8" wallboard.
- Kit includes 50 anchors, 50 screws and #2 Phillips Drive Bit.
- Available in engineered Nylon and Zamac Alloy.



APDM-6K

Self-Drilling Wallboard Anchor - Data	APD/AZD	APDM/AZDM
Anchor Length (in.)	1 11/16	1 5/16
Min. Screw Engagement (in.)	3/4	3/4

Self-Drilling Wallboard Anchor - Data	APD/AZD		APDM/AZDM	
	Tension (lbs.)	Shear (lbs.)	Tension (lbs.)	Shear (lbs.)
3/8" Wallboard	15	15	10	15
1/2" Wallboard	15	20	15	15
5/8" Wallboard	20	25	20	20
3/4" Wallboard	20	25	20	20

Allowable load capacities are calculated using an applied safety factor of 4.0. For additional loading information contact factory.

UPC/Part Number	Catalog Number	Screw Size	Kit Qty.
Self-Drilling Wallboard Anchor			
78101103314	APD-8K	#8 x 1"	100/kit
78101103318	AZD-8K	#8 x 1"	100/kit
78205153310	APDM-6K	#6 x 1"	100/kit
78205153375	AZDM-6K	#6 x 1"	100/kit

‡ Not ICC-ES certified

Read safety/installation instruction sheets in packages before use.

Plastic Conical Anchors

- Designed for use with lightweight fixtures.
- Recommended for use in concrete, block and brick.
- Recommended for light duty static applications where holding power is not critical.
- Not recommended for overhead use.
- Kit includes 100 anchors, 100 screws and one drill bit.
- Made of engineered plastic.



Plastic Conical Anchor - Data

	#8		#10 - #12	
	Tension (lbs.)	Shear (lbs.)	Tension (lbs.)	Shear (lbs.)
Nominal Weight Concrete *	85	70	140	90
Hollow Concrete Masonry **	60	45	70	55
Clay Brick Masonry ***	30	50	55	65
Minimum Embedment Depth	7/8"	7/8"	1"	1"

* Based on concrete compression strength of 4000 psi.

** Based on hollow concrete masonry with minimum compression strength of 1500 psi.


*** Based on clay brick masonry with minimum compression strength of 1500 psi.

Loads contain an applied safety factor of 4.0. For additional loading information contact factory.

UPC/Part Number	Catalog Number	Screw Size	Box Qty.
Plastic Conical Anchor			
78205153307	APC-8K	#8 x 1"	100
78205153308	APC-10K	#10 x 1"	100
78205153309	APC-12K	#12 x 1"	100

‡ Not ICC-ES certified

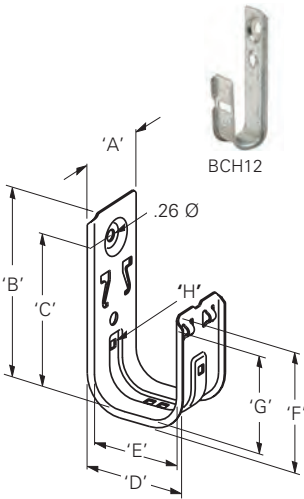
Read safety/installation instruction sheets in packages before use.



Cable Hook Technical Data

Single-Sided Single-Tier Cable Fasteners

Hook Size In.	'A' In.	'B' In.	'C' In.	'D' In.	'E' In.	'F' In.	'G' In.	'H' In.
3/4	.88	3.18	2.68	1.00	.75	1.69	.94	–
1 5/16	1.62	3.62	2.81	1.69	1.31	2.00	1.37	.20
2	1.62	4.31	3.50	2.38	2.00	2.69	2.06	.20
4	2.00	6.81	5.56	4.55	4.00	4.84	4.06	.31

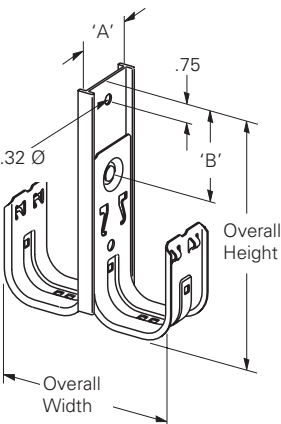


Load Capacity

Cable Hook Size In.	Static Load Capacity (S.F. 3) Galvanized & Stainless Steel Lbs.
3/4	30
1 5/16	30
2	30
4	30

Stated loads are per hook and should not be exceeded. The load capacity of a fastener having more than one component is equal to the load capacity of the lowest rated component.

Double-Sided Single-Tier Cable Fasteners

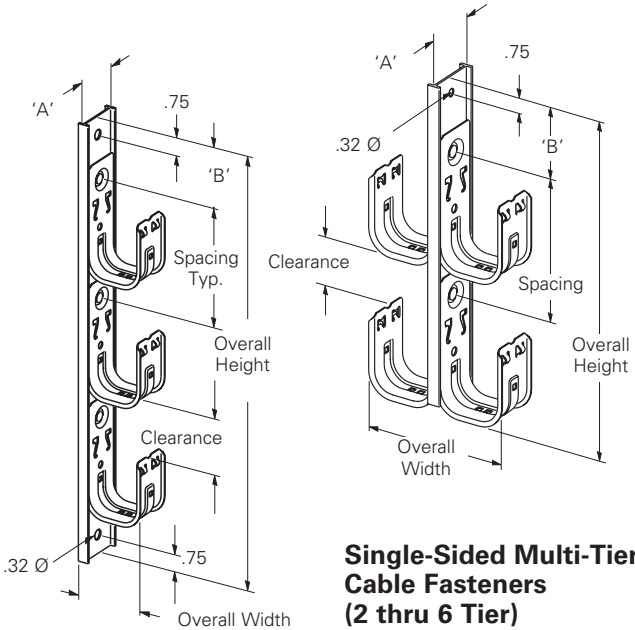


Hook Size In.	'A' In.	'B' In.	Overall Height In.	Overall Width In.
1 5/16	1.90	2.50	5.50	3.47
2	1.90	2.50	6.19	4.85
4	2.38	2.94	9.00	9.19

Cable Hook Technical Data

Double-Sided Double-Tier Cable Fasteners

Hook Size In.	'A' In.	'B' In.	Spacing In.	Clearance In.	Overall Height In.	Overall Width In.
1 ⁵ / ₁₆	1.90	2.50	3.75	1.94	9.25	3.47
2	1.90	2.50	4.75	2.25	10.94	4.85
4	2.38	2.94	9.38	4.50	18.20	9.19



Single-Sided Multi-Tier Cable Fasteners (2 thru 6 Tier)

Hook Size	No. Tiers	'A' In.	'B' In.	Spacing In.	Clearance In.	Overall Height In.	Overall Width In.
1 ⁵ / ₁₆	2	1.90	2.50	3.75	1.94	11.00	1.96
	3	1.90	2.50	3.75	1.94	14.75	1.96
	4	1.90	2.50	3.75	1.94	18.50	1.96
	5	1.90	2.50	3.75	1.94	22.25	1.96
	6	1.90	2.50	3.75	1.94	26.00	1.96
2	2	1.90	2.50	4.75	2.25	12.75	2.66
	3	1.90	2.50	4.75	2.25	17.50	2.66
	4	1.90	2.50	4.75	2.25	22.25	2.66
	5	1.90	2.50	4.75	2.25	27.00	2.66
	6	1.90	2.50	4.75	2.25	31.75	2.66
4	2	2.38	2.94	8.75	3.19	19.33	4.82
	3	2.38	2.94	8.75	3.19	28.08	4.82

Reference Data

Rigid Steel Conduit (Heavy Wall Conduit)

Nominal Conduit Size	Outside Diameter	Nominal Inside Diameter	Minimum Weight Per 100 Ft. With Couplings Attached	Weight of Conduit and Conductors Per 100 Ft.*
In.	In.	In.	Lbs.	Lbs.
3/8	0.675	0.493	51.5	65.1
1/2	0.840	0.632	79.0	101.1
3/4	1.050	0.836	105.0	145.8
1	1.315	1.063	153.0	219.3
1 1/4	1.660	1.394	201.0	318.3
1 1/2	1.900	1.624	249.0	408.8
2	2.375	2.083	332.0	593.8
2 1/2	2.875	2.489	527.0	901.0
3	3.500	3.090	682.0	1259.0
3 1/2	4.000	3.570	831.0	1604.0
4	4.500	4.050	972.0	1967.0

Intermediate Metal Conduit (IMC)

Nominal Conduit Size	Outside Diameter	Nominal Inside Diameter	Minimum Weight Per 100 Ft. With Couplings Attached	Weight of Conduit and Conductors Per 100 Ft.*
In.	In.	In.	Lbs.	Lbs.
1/2	0.815	0.745	60.0	82.1
3/4	1.029	0.954	82.0	122.8
1	1.290	1.205	116.0	182.3
1 1/4	1.638	1.553	150.0	267.3
1 1/2	1.883	1.793	182.0	341.8
2	2.360	2.266	242.0	503.8
2 1/2	2.857	2.727	401.0	775.0
3	3.476	3.346	493.0	1069.0
3 1/2	3.971	3.841	573.0	1346.0
4	4.466	4.336	638.0	1632.0

Dimensions taken from ANSI C80.3 - 1977.

* Conduit plus weight of heaviest conductor combination as specified by the National Electrical Code.

Electrical Metallic Tubing (EMT) - Thinwall Conduit

Nominal Conduit Size	Outside Diameter	Nominal Inside Diameter	Minimum Weight Per 100 Ft. With Couplings Attached	Weight of Conduit and Conductors Per 100 Ft.*
In.	In.	In.	Lbs.	Lbs.
$\frac{3}{8}$	0.577	0.493	23.0	36.6
$\frac{1}{2}$	0.706	0.622	28.5	50.6
$\frac{3}{4}$	0.922	0.824	43.5	84.3
1	1.163	1.049	64.0	130.3
$1\frac{1}{4}$	1.510	1.380	95.0	212.3
$1\frac{1}{2}$	1.740	1.610	110.0	269.8
2	2.197	2.067	140.0	401.8
$2\frac{1}{2}$	2.875	2.731	205.0	579.0
3	3.500	3.356	250.0	826.3
$3\frac{1}{2}$	4.000	3.834	325.0	1098.0
4	4.500	4.334	370.0	1364.0

Rigid Aluminum Conduit

Nominal Conduit Size	Outside Diameter	Nominal Inside Diameter	Minimum Weight Per 100 Ft. With Couplings Attached	Weight of Conduit and Conductors Per 100 Ft.*
In.	In.	In.	Lbs.	Lbs.
$\frac{1}{2}$	0.840	0.632	27.4	49.5
$\frac{3}{4}$	1.050	0.836	36.4	77.2
1	1.315	1.063	53.0	119.3
$1\frac{1}{4}$	1.660	1.394	69.6	186.9
$1\frac{1}{2}$	1.900	1.624	82.2	242.0
2	2.375	2.083	115.7	377.5
$2\frac{1}{2}$	2.875	2.489	182.5	556.5
3	3.500	3.090	238.9	815.2
$3\frac{1}{2}$	4.000	3.570	287.7	1061.0
4	4.500	4.050	340.0	1334.0
5	5.563	5.073	465.4	2028.0
6	6.625	6.093	612.5	2870.0

Dimensions taken from ANSI C80.3 - 1977.

* Conduit plus weight of heaviest conductor combination as specified by the National Electrical Code.

Schedule 40 PVC Plastic Pipe

Nominal Pipe Size In.	Outside Diameter In.	Wall Thickness In.	Weight of Pipe Lbs. Per Ft.	Weight of Water Lbs. Per Ft.
1/8	0.405	0.068	0.04	0.02
1/4	0.540	0.088	0.07	0.04
3/8	0.675	0.091	0.10	0.08
1/2	0.840	0.109	0.15	0.10
3/4	1.050	0.113	0.20	0.20
1	1.315	0.133	0.30	0.40
1 1/4	1.660	0.140	0.40	0.60
1 1/2	1.900	0.145	0.50	0.90
2	2.375	0.155	0.60	1.40
2 1/2	2.875	0.203	1.00	2.10
3	3.500	0.216	1.30	3.20
3 1/2	4.000	0.226	1.60	4.30
4	4.500	0.237	1.90	5.50

Electrical Non-Metallic Tubing (ENT)

Nominal Size In.	Outside Diameter In.	Nominal Inside Diameter In.	Minimum Weight of Conduit Lbs. Per 100 Ft.	Weight of Conduit and Conductors Lbs. Per 100 Ft.
1/2	0.840	0.560	11.0	33.1
3/4	1.050	0.760	14.0	54.8
1	1.315	1.000	20.0	86.3
1 1/4	1.660	1.402	19.0	136.3
1 1/2	1.990	1.554	27.0	186.8
2	2.375	2.030	32.0	261.8

All Threaded Rod (ATR)

Thread Size	Root Area	Design Load (SF=5)
1/4"-20	0.027 in. ²	240 lbs.
5/16"-18	0.045 in. ²	400 lbs.
3/8"-16	0.068 in. ²	610 lbs.

Tabulated loads are based on an allowable tensile stress of 12000 psi reduced by 25% resulting in 9000 psi. From ANSI/MSS SP-58, Table 3.

Dimensions taken from ANSI B1.1 1982 Unified Inch Screw Threads. All threads are UNCR series.

MC -- Metal Clad Cable Specifications

Trade Size	Grounding Conductor AWG	Armor O.D. In.	Approximate Wt. Per 100 Ft. Lbs.
14-2 Solid	14	0.470	17.5
14-3 Solid	14	0.480	20.5
14-4 Solid	14	0.510	23.0
12-2 Solid	12	0.495	21.5
12-3 Solid	12	0.530	25.5
12-4 Solid	12	0.565	29.5
10-2 Solid	10	0.560	28.5
10-3 Solid	10	0.600	34.0
10-4 Solid	10	0.645	39.5
8-2 Stranded	10	0.710	45.0
8-3 Stranded	10	0.770	54.5
8-4 Stranded	10	0.835	64.5
6-2 Stranded	8	0.795	59.0
6-3 Stranded	8	0.865	72.0
6-4 Stranded	8	0.945	86.0
4-2 Stranded	8	0.945	78.5
4-3 Stranded	8	1.035	98.5
4-4 Stranded	8	1.135	119.5
3-3 Stranded	6	1.025	107.0
3-4 Stranded	6	1.120	126.0
2-2 Stranded	6	1.075	104.5
2-3 Stranded	6	1.180	134.0
2-4 Stranded	6	1.295	164.0

Category 5 Cable

Pair Count	AWG Size	O.D. In.	Weight Lbs. Per 100 Ft.
2	24	0.16	1.3
3	24	0.18	1.7
4	24	0.20	2.1
6	24	0.27	3.5
8	24	0.30	4.2
25	24	0.50	13.0

Reference Data

Type NM -- Non-Metallic Sheathed Cable

Size AWG	Number of Strands	Ground Wire Size	Approximate O.D. In.	Approximate Weight Lbs. Per 100 Ft.
<u>Without Ground Wire</u>				
14-2	Solid	–	.17 x .37	5.3
12-2	Solid	–	.19 x .40	7.0
10-2	Solid	–	.22 x .45	10.1
14-3	Solid	–	0.295	8.2
12-3	Solid	–	0.332	10.9
10-3	Solid	–	0.396	15.7
8-3	7	–	0.538	27.8
6-3	7	–	0.611	42.2
<u>With Ground Wire</u>				
14-2	Solid	14	.17 x .37	6.4
12-2	Solid	12	.19 x .41	9.0
10-2	Solid	10	.22 x .49	13.3
8-2	7	10	.28 x .61	21.5
6-2	7	10	.32 x .73	31.3
14-3	Solid	14	.322	9.3
12-3	Solid	12	.363	12.9
10-3	Solid	10	.436	18.7
14-4	Solid	14	.450	11.6
12-4	Solid	12	.490	16.1
10-4	Solid	10	.550	23.3
8-3	7	10	.552	30.5
6-3	7	10	.611	45.0
4-3	7	8	.821	66.4
2-3	7	8	.946	93.0

Type THHN -- Insulated Single Conductor Building Wire

Trade Size	Approximate O.D. In.	Approximate Weight Lbs. Per 100 Ft.
14 AWG	0.11	1.7
12 AWG	0.13	2.5
10 AWG	0.16	4.0
8 AWG	0.22	6.5
6 AWG	0.25	9.7
4 AWG	0.32	15.5
3 AWG	0.35	19.1
2 AWG	0.38	23.6
1 AWG	0.45	30.4
1/0 AWG	0.49	37.5

AC -- Armored Cable Specifications

Trade Size	Armor O.D. In.	Approximate Weight Lbs. Per 100 Ft.
14-2 Solid	0.433	18.0
14-3 Solid	0.453	20.0
14-4 Solid	0.486	25.0
12-2 Solid	0.467	21.0
12-3 Solid	0.489	24.5
12-4 Solid	0.520	29.0
10-2 Solid	0.476	25.0
10-3 Solid	0.500	29.5
10-4 Solid	0.541	38.0
8-2 Solid	0.570	34.5
8-3 Solid	0.601	41.5
8-4 Solid	0.654	48.0
8-2 Stranded	0.604	34.5
8-3 Stranded	0.637	42.0
8-4 Stranded	0.695	51.5
6-2 Stranded	0.700	44.5
6-3 Stranded	0.739	56.0
6-4 Stranded	0.807	68.5
4-2 Stranded	0.836	62.0
4-3 Stranded	0.885	80.0
4-4 Stranded	0.971	99.5
3-3 Stranded	0.990	94.0
3-4 Stranded	1.085	118.0
2-2 Stranded	0.956	81.5
2-3 Stranded	1.014	109.5
2-4 Stranded	1.115	138.0

Index

Catalog No.	Page	Catalog No.	Page
2782SD	200	ACS-18-125F	200
2786SD	200	ACS-18-125H	200
2791	200	ACS-18-175F	200
2793	200	ACS-18-175H	200
2796	200	ACS-18-225F	200
5866	194	ACS-18-225H	200
5874	194	ACS-18-275F	200
6305	195	ACS-18-275H	200
6307	195	ACS-18-325H	200
6309	195	ACS-18-375H	200
6311	195	ACS-18-400H	200
6313	195	ACS-25-125F	200
6323	196	ACS-25-125H	200
6336	196	ACS-25-175F	200
6338	196	ACS-25-175H	200
6407 SD	214	ACS-25-225F	200
7187-2	194	ACS-25-225H	200
7187S-2	192	ACS-25-275F	200
7195-2	194	ACS-25-275H	200
7197-2	194	ACS-25-325H	200
9221	213	ACS-25-375H	200
9231	213	ACS-25-400H	200
9241	213	ADA-18-100	206
9323	197	ADA-18-125	206
9343	197	ADA-18-150	206
9353	197	ADA-18-200	206
		ADA-18-250	206
		ADA-18-300	206
		ADA-18WH	206
		ADA-25-100	206
		ADA-25-125	206
		ADA-25-150	206
		ADA-25-200	206
		ADA-25-250	206
		ADA-25-300	206
		ADA-25RH	206
		ADA-25WH	206
		ADA-37RH	206
		ADE-25	209
		ADE-37	209
		ADE-50	209
		ADE-62	209
		ADH-25	197
		ADH-37	197
		ADH-50	197
		ADI-25	195
		ADI-25FL	195
		ADI-25SS4	195
		ADI-37	195

A

ACB-25-175-2	198
ACB-25-225-2	198
ACB-25-300-2	198
ACB-37-175-2	198
ACB-37-250-2	198
ACB-37-300-2	198
ACB-37-400-2	198
ACPD-25	212
ACPD-37	212
ACPD-3750	212
ACPD-50	212
ACPD-62	212
ACPD-75	212
ACPD-HS1188-2	212
ACPD-HS813-2	212
ACPW-25-2	211
ACPW-37-2	211
ACPW-3750-2	211
ACPW-50-2	211
ACPW-62-2	211
ACPW-75-2	211

Catalog No.	Page	Catalog No.	Page
A cont'd.		ARW-37-100SW-2	194
ADI-37FL	195	ARW-37-200-2	194
ADI-37SS4	195	ARW-37-200SW-2	194
ADI-50	195	ARW-37-250-2	194
ADI-50FL	195	ARW-50-250-2	194
ADI-50SS4	195	ASA-25-112RS	208
ADI-62	195	ASA-25-137AN	208
ADI-62SS4	195	ASA-25-150RH	208
ADI-75	195	ASA-25-200RS	208
ADI-75SS4	195	ASA-25-225AN	208
ADM-25	196	ASA-25-62AN	208
ADM-37	196	ASA-31-150WH	208
ADM-50	196	ASA-37-187HN	208
ADN-18-87	215	ASA-37-187HNSS4	208
ADN-25-100	215	ASA-37-187RH	208
ADN-25-125	215	ASA-37-300HN	208
ADN-25-150	215	ASA-37-300HNSS4	208
ADN-25-200	215	ASA-37-400HN	208
ADN-25-300	215	ASA-50-225HN	208
ADN-25-75	215	ASA-50-225HNSS4	208
AMS-25	213	ASA-50-225RH	208
AMS-37	213	ASA-50-300HN	208
AMS-50	213	ASA-50-300HNSS4	208
APC-10K	221	ASA-50-400HN	208
APC-12K	221	ASA-50-400HNSS4	208
APC-8K	221	ASA-50-525HN	208
APD-8K	220	ASA-50-600HN	208
APDM-6K	220	ASA-62-225HN	208
APH-18	219	ASA-62-300HN	208
APH-25	219	ASA-62-425HN	208
APH-37	219	ASA-62-425HNSS4	208
APH-50	219	ASA-62-600HN	208
APS-4	218	ASA-75-250HN	208
APS-6	218	ASA-75-425HN	208
APS-8	218	ASA-75-625HN	208
ARC-25-125-2	194	ASE-25	210
ARC-37-150-2	194	ASE-37	210
ARC-37-275-2	194	ASE-50	210
ARS-25-100-2	192	ASE-62	210
ARS-25-100SW-2	192	ATB-18-300	216
ARS-37-100HN-2	192	ATB-18-400	216
ARS-37-100SW-2	192	ATB-25-300	216
ARS-37-150-2	192	ATB-25-400	216
ARS-37-150HDHN-2	192	ATB-37-300	216
ARS-37-150HN-2	192	ATB-37-400	216
ARS-37-200-2	192	ATM-37	214
ARW-25-100SW-2	194	AWA-25-175	202
ARW-25-200-2	194	AWA-25-175SS4	202
ARW-37-100-2	194	AWA-25-200WH	201

Index

Catalog No.	Page	Catalog No.	Page
A cont'd.			
AWA-25-225	202	AWSD-62-500	204
AWA-25-225SS4	202	AWSD-62-600	204
AWA-25-325	202	AWSD-62-700	204
AWA-25-325SS4	202	AWSD-75-550	204
AWA-37-225	202	AWSD-75-625	204
AWA-37-225SS4	202	AWSD-75-700	204
AWA-37-275	202	AZD-8K	220
AWA-37-275SS4	202	AZDM-6K	220
AWA-37-300	202		
AWA-37-300SS4	202	B	
AWA-37-350	202	B1506S	50
AWA-37-350SS4	202	B1508	50
AWA-37-375	202	B1508S	50
AWA-37-375SS4	202	B1512	50
AWA-37-500	202	B1512S	50
AWA-37-500SS4	202	B1516	50
AWA-50-275	202	B1516S	50
AWA-50-275SS4	202	B1520	50
AWA-50-375	202	B1520S	50
AWA-50-375SS4	202	B1524S	50
AWA-50-450	202	B1532S	50
AWA-50-450SS4	202	B1534S	50
AWA-50-550	202	B1540S	50
AWA-50-550SS4	202	B1548S	50
AWA-50-700	202	B1556S	50
AWA-50-700SS4	202	B1564S	50
AWA-62-350	202	B1AJ-1	17
AWA-62-350SS4	202	B1AJ-2	17
AWA-62-450	202	B1RRC-1.5	36
AWA-62-450SS4	202	B1RRE	36
AWA-62-500	202	B1RRP4C	36
AWA-62-500SS4	202	B1RRP5C	36
AWA-62-600	202	B1RRR	36
AWA-62-600SS4	202	B2AJ	17
AWA-62-700	202	B2RRC-1.5	36
AWA-62-700SS4	202	B2RRE	36
AWS-CH	217	B2RRP4C	36
AWS-OH	217	B2RRP5C	36
AWS-PH	217	B2RRR	36
AWSD-37-300	204	B3223-3/8	143
AWSD-37-350	204	B3AJ	17
AWSD-37-375	204	B3RRE	36
AWSD-37-500	204	B3RRPC	36
AWSD-50-375	204	B3RRR	36
AWSD-50-450	204	B444-1/4	109
AWSD-50-550	204	B444-3/8	109
AWSD-50-700	204	B444-5/16	109
AWSD-62-475	204	B4RRE	36
		B4RRPC	36

Catalog No.	Page	Catalog No.	Page
B4RRR	36	BA17	85
B601-62	187	BA18	85
BA		BA20	85
BA-2-16	89	BA28	79
BA-2-16-7	89	BA28B	144
BA-2-16-7-BN	89	BA28B	181
BA-2-16-7-W	89	BA311	91
BA-2-16-7-WBN	89	BA311-W2	91
BA-2-16-BN	89	BA311-W6	91
BA-2-16-W	89	BA40	84
BA-2-16-WBN	89	BA5-4T	76
BA-2-9	90	BA50	81
BA-2-9-7	90	BA50-OB-24	82
BA-2-9-7-BN	90	BA50-OB-34	82
BA-2-9-BN	90	BA50-SB-24	82
BA-2-9-W	90	BA50-SB-34	82
BA-2-9-WBN	90	BA50A	82
BA-21	88	BA50C3T	81
BA-21D	88	BA50C4T	81
BA-4-16	88	BA50CAN	81
BA-4-16-24	88	BA50D	81
BA-4-16-32	88	BA50DCAN	81
BA-4-16-48	88	BA50E	81
BA-4-16-H	87	BA50F	83
BA-4-16-H1	87	BAX-4-16	87
BA-4-16-W	88	BAX-4-16-24	87
BA-4-9	90	BAX-4-16-32	87
BA-4-9-W	90	BAX-4-16-48	87
BA-4-WN	88	BB	
BA-SFC	92, 93	BB-18	34
BA-SFC-CF	92, 93	BB1	19
BA-SFC-CFS	92, 93	BB10	151
BA-SFC-E	92, 93	BB10-2	151
BA-SFC-S	92, 93	BB10-3	151
BA1	86	BB10-4	151
BA1-24	86	BB10L	152
BA1-32	86	BB10P	152
BA1-9	86	BB12	20
BA1-95	86	BB12-6	20
BA1-T	86	BB15	154
BA1-T-BN	86	BB15	35
BA12	80	BB2-16T	28
BA12-12	80	BB2-24T	28
BA12-20	80	BB20	151
BA12-30	80	BB20L	152
BA14	75	BB27	80
BA15	75	BB2TCT-050	29
BA15W	75	BB2TCT-075	29

Index

Catalog No.	Page	Catalog No.	Page
BB cont'd.			
BB2TCT-100	29	BB70E	25
BB2TPC-038	29	BB716-104DA-1-X-X	15
BB2TPC-050	29	BB716-104DA-2-X-X	15
BB2TPC-075	29	BB716-204DA-1-X-X	15
BB2TPC-100	29	BB716-204DA-2-X-X	15
BB2TSC	28	BB716-AJ4DA-1-X-X	15
BB2TSC-1104DA	13	BB716-AJ4DA-2-X-X	15
BB2TSC-1204DA	13	BB716-RR4DA-1-X-X	15
BB2TSC-1AJ4DA	13	BB716-RR5DA-2-X-X	15
BB2TSC-1RR4DA	13	BB73	27
BB2TSC-2104DA	13	BB74	27
BB2TSC-2204DA	13	BB76	27
BB2TSC-2AJ4DA	13	BB7AP	30
BB2TSC-2RR5DA	13	BB8-16	31
BB32	23	BB8-24	31
BB33	23	BB816-104DA-1-X-X	14
BB33L	23	BB816-104DA-2-X-X	14
BB38	43	BB816-204DA-1-X-X	14
BB38D	43	BB816-204DA-2-X-X	14
BB4-23	24	BB816-AJ4DA-1-X-X	14
BB4-23D	24	BB816-AJ4DA-2-X-X	14
BB4-4	24	BB816-RR4DA-1-X-X	14
BB4-4D	24	BB816-RR5DA-2-X-X	14
BB4-6	24	BB9	20
BB4-6D	24	BBF15	33
BB40-08	153	BBF15C	33
BB40-08	35	BBF18	33
BB40-10	153	BBF18C	33
BB40-10	35	BBF24	33
BB40-12	153	BBF24C	33
BB40-12	35	BBFC	33
BB45-08	153	BBFS-18	32
BB45-08	35		
BB45-10	153	BC	
BB45-10	35	BC1	110
BB45-12	153	BC442	108
BB45-12	35	BC442-6	108
BB7-16	30	BCH-HB21	171
BB7-24	30	BCH-HB64	171
BB70	25	BCH-HBA	171
BB70-358-1104DA	16	BCH12	155
BB70-358-1204DA	16	BCH12-A28	166
BB70-358-1AJ4DA	16	BCH12-C1	162
BB70-358-1RR4DA	16	BCH12-C2	162
BB70-358-2104DA	16	BCH12-C442	161
BB70-358-2204DA	16	BCH12-C442A	161
BB70-358-2AJ4DA	16	BCH12-E-2-4	159
BB70-358-2RR5DA	16	BCH12-E-5-8	159
		BCH12-E-9-12	159

Catalog No.	Page	Catalog No.	Page
BC cont'd.		BCH32-5S	170
BCH12-F3	164	BCH32-6S	170
BCH12-F4	164	BCH32-A28	166
BCH12-G-8-12	167	BCH32-C1	162
BCH12-L1410	167	BCH32-C2	162
BCH12-PNA	137	BCH32-C442	161
BCH12-RB	158	BCH32-C442A	161
BCH12-SC4	163	BCH32-E-2-4	159
BCH12-U-2-4	160	BCH32-E-5-8	159
BCH12-U-5-8	160	BCH32-E-9-12	159
BCH12-U-9-12	160	BCH32-F3	164
BCH12-W2	165	BCH32-F4	164
BCH12-W6	165	BCH32-G-8-12	167
BCH21	155	BCH32-L1410	167
BCH21-1D	168	BCH32-PNA	137
BCH21-2D	168	BCH32-RB	158
BCH21-2S	169	BCH32-SC4	163
BCH21-3S	169	BCH32-U-2-4	160
BCH21-4S	170	BCH32-U-5-8	160
BCH21-5S	170	BCH32-U-9-12	160
BCH21-6S	170	BCH32-W2	165
BCH21-A28	166	BCH32-W6	165
BCH21-AB	158	BCH32X	157
BCH21-C1	162	BCH64	155
BCH21-C2	162	BCH64-1D	168
BCH21-C442	161	BCH64-2D	168
BCH21-C442A	161	BCH64-2S	169
BCH21-E-2-4	159	BCH64-3S	169
BCH21-E-5-8	159	BCH64-4S	170
BCH21-E-9-12	159	BCH64-AB	158
BCH21-F3	164	BCH64-C1	162
BCH21-F4	164	BCH64-C2	162
BCH21-G-8-12	167	BCH64-C442	161
BCH21-L1410	167	BCH64-C442A	161
BCH21-PNA	137	BCH64-F3	164
BCH21-RB	158	BCH64-F4	164
BCH21-SC4	163	BCH64-G-8-12	167
BCH21-U-2-4	160	BCH64-L1410	167
BCH21-U-5-8	160	BCH64-PNA	137
BCH21-U-9-12	160	BCH64-RB	158
BCH21-W2	165	BCH64-SC4	163
BCH21-W6	165	BCH64-U-2-4	160
BCH21X	157	BCH64-U-5-8	160
BCH32	155	BCH64-U-9-12	160
BCH32-1D	168	BCH64X	157
BCH32-2D	168	BCHK1	172
BCH32-2S	169	BCHK2	172
BCH32-3S	169	BCHK3	172
BCH32-4S	170	BCHR21	154

Index

Catalog No.	Page	Catalog No.	Page
BC cont'd.		BF13	122
BCHR32	154	BF2	132
BCHR64	154	BF2-CT2	178
BCS-12	66	BF3	128
BCS-12AS	66	BF4	124
BCS-12C	66	BFA-1215	65
BCS-16	66	BFA-1520	65
BCS-16AS	66	BG	
BCS-16C	66	BG-16	46
BCS-18	66	BG-16-4T	46
BCS-18C	66	BG-16-A5	76
BCS-20	66	BG-16-B1	19
BCS-20C	66	BG-16-B5	22
BCS-8	66	BG-16-C1	111
BCS-8C	66	BG-16-C2	110
BD		BG-16-E-2-4	97
BD2	144	BG-16-E-2-4-AS	105
BD2	181	BG-16-E-5-8	97
BD4	144	BG-16-E-5-8-AS	105
BD4	181	BG-16-E-9-12	97
BD40	180	BG-16-E-9-12-AS	105
BDH1	140	BG-16-F1	134
BDH2	140	BG-16-F13	122
BDH3	140	BG-16-F2	134
BE		BG-16-G-16	48
BE-1-2	95	BG-16-G-20	48
BE-2-4	95	BG-16-G-24	48
BE-2-4-CT2	178	BG-16-G-32	48
BE-5-8	95	BG-16-G-6	48
BE-5-8-CT2	178	BG-16-G-8-12	48, 54
BE-9-12	95	BG-16-U-2-4	103
BE-9-12-CT2	178	BG-16-U-2-4-AS	105
BES-12	66	BG-16-U-5-8	103
BES-12C	66	BG-16-U-5-8-AS	105
BES-16	66	BG-16-U-9-12	103
BES-16C	66	BG-16-U-9-12-AS	105
BES-8	66	BG-16-W2	58
BES-8C	66	BG-16-W6	58
BF		BG-20	46
BF1	132	BG-20-4T	46
BF1-40	21	BG-20-B5	22
BF1-56	21	BG-20-C1	111
BF1-64	21	BG-20-C2	110
BF1-96	21	BG-20-E-2-4	97
BF1-CT2	178	BG-20-E-5-8	97
BF12	122	BG-20-E-9-12	97
		BG-20-F13	122
		BG-20-U-2-4	103

Catalog No.	Page	Catalog No.	Page
BG cont'd.		BG-8-12-E-5-8	97
BG-20-U-5-8	103	BG-8-12-E-5-8-AS	105
BG-20-U-9-12	103	BG-8-12-E-9-12	97
BG-24	46	BG-8-12-E-9-12-AS	105
BG-24-4T	46	BG-8-12-F1	134
BG-24-C1	111	BG-8-12-F13	122
BG-24-C2	110	BG-8-12-F2	134
BG-24-E-2-4	97	BG-8-12-G20	54
BG-24-E-5-8	97	BG-8-12-G24	54
BG-24-E-9-12	97	BG-8-12-G32	54
BG-24-U-2-4	103	BG-8-12-G6	54
BG-24-U-5-8	103	BG-8-12-G812	54
BG-24-U-9-12	103	BG-8-12-H7	37
BG-32	46	BG-8-12-U-2-4	103
BG-32-4T	46	BG-8-12-U-2-4-AS	105
BG-32-C1	111	BG-8-12-U-5-8	103
BG-32-C2	110	BG-8-12-U-5-8-AS	105
BG-32-E-2-4	97	BG-8-12-U-9-12	103
BG-32-E-5-8	97	BG-8-12-U-9-12-AS	105
BG-32-E-9-12	97	BG-8-12-W2	58
BG-32-U-2-4	103	BG-8-12-W6	58
BG-32-U-5-8	103	BG16-DH	140
BG-32-U-9-12	103	BG16-PNA	138
BG-6	46	BG16-S18	68
BG-6-4T	46	BG16-S18-DH	140
BG-6-A5	76	BG16-S18-DH-MC3	140
BG-6-B1	19	BG16-S18-MC3	68
BG-6-B5	22	BG16-S18-U24	115
BG-6-E-2-4	97	BG16-S18-U24-MC3	115
BG-6-E-5-8	97	BG16-S18-U58	115
BG-6-E-9-12	97	BG16-S18-U58-MC3	115
BG-6-F1	134	BG16-S18-W2	69
BG-6-F13	122	BG16-S18-W2-MC3	69
BG-6-F2	134	BG16-S18-W6	69
BG-6-H7	37	BG16-S18-W6-MC3	69
BG-6-U-2-4	103	BG16-S18S	68
BG-6-U-5-8	103	BG16-S18S-MC3	68
BG-6-U-9-12	103	BG20-DH	140
BG-8-12	46	BG24-DH	140
BG-8-12-4T	46	BG6-DH	140
BG-8-12-A5	76	BG6-PNA	138
BG-8-12-B1	19	BG6-S18	68
BG-8-12-B5	22	BG6-S18-DH	140
BG-8-12-C1	111	BG6-S18-DH-MC3	140
BG-8-12-C2	110	BG6-S18-MC3	68
BG-8-12-D3	67	BG6-S18-U24	115
BG-8-12-D4	67	BG6-S18-U24-MC3	115
BG-8-12-E-2-4	97	BG6-S18-U58	115
BG-8-12-E-2-4-AS	105	BG6-S18-U58-MC3	115

Index

Catalog No.	Page	Catalog No.	Page
BG cont'd.		BH1-PNA	137
BG6-S18-W2	69	BH10	182
BG6-S18-W2-MC3	69	BH11	143
BG6-S18-W6	69	BH12	143
BG6-S18-W6-MC3	69	BH15	182
BG6-S18S	68	BH16	182
BG6-S18S-MC3	68	BH2	145
BG6-SC4	136	BH2-E-2-4	120
BG8-12-PNA	138	BH2-E-5-8	120
BG812-DH	140	BH2-E-9-12	120
BG812-S18	68	BH2-F1	133
BG812-S18-DH	140	BH2-F12	123
BG812-S18-DH-MC3	140	BH2-F2	133
BG812-S18-MC3	68	BH2-F3	129
BG812-S18-U24	115	BH2-F4	125
BG812-S18-U24-MC3	115	BH2-H7	141
BG812-S18-U58	115	BH2-H8	142
BG812-S18-U58-MC3	115	BH2-PNA	137
BG812-S18-W2	69	BH4	145
BG812-S18-W2-MC3	69	BH4-E-2-4	121
BG812-S18-W6	69	BH4-E-2-4-AS	104
BG812-S18-W6-MC3	69	BH4-E-5-8	121
BG812-S18S	68	BH4-E-5-8-AS	104
BG812-S18S-MC3	68	BH4-E-9-12	121
BG812-SC4	136	BH4-E-9-12-AS	104
BH		BH4-F1	133
BH-1-2-R	119	BH4-F12	123
BH-2-4	119	BH4-F2	133
BH-2-4-R	119	BH4-F3	129
BH-5-8	119	BH4-F4	125
BH-5-8-R	119	BH4-H7	141
BH-9-12	119	BH4-H8	142
BH-9-12-R	119	BH4-PNA	138
BH-F12	119	BH4-SC4	135
BH-F12-R	119	BH5	145
BH-H7	119	BH5-E-2-4	121
BH-PNA	137	BH5-E-5-8	121
BH1	145	BH5-E-9-12	121
BH1-E-2-4	120	BH5-F1	133
BH1-E-5-8	120	BH5-F12	123
BH1-E-9-12	120	BH5-F2	133
BH1-F1	132	BH5-F3	129
BH1-F12	123	BH5-F4	125
BH1-F2	132	BH5-H7	141
BH1-F3	129	BH5-H8	142
BH1-F4	125	BH5-PNA	138
BH1-H7	141	BH6	145
BH1-H8	142	BH6-E-2-4	121
		BH6-E-2-4-AS	104

Catalog No.	Page	Catalog No.	Page
BH cont'd.		BL050	51
BH6-E-5-8	121	BL050SS6	51
BH6-E-5-8-AS	104	BL075	51
BH6-E-9-12	121	BL075SS6	51
BH6-E-9-12-AS	104	BL1	148
BH6-F1	133	BL100	51
BH6-F12	123	BL100SS6	51
BH6-F2	133	BL125	51
BH6-F3	129	BL125SS6	51
BH6-F4	125	BL1400	52
BH6-H7	141	BL1400-C442	108
BH6-H8	142	BL1400-DH	140
BH6-PNA	138	BL1400-PNA	138
BH6-SC4	135	BL1400-SC4	136
BH7	145	BL1400-SS4	53
BH7-6	145	BL1410	52
BH8	145	BL1410-C442	108
BH8-6	145	BL1410-DH	140
BH9	182	BL1410-L1400	55
BH9-10	182	BL1410-L1410	55
BHE-1-2	119	BL1410-L1420	55
BK		BL1410-L1425	55
BKA Series	186	BL1410-L1430	55
BKB Series	186	BL1410-L1440	55
BKC100	183	BL1410-L1450	55
BKC200	183	BL1410-L1460	55
BKCC	187	BL1410-L1470	55
BKCP	187	BL1410-L1480	55
BKF100-4	185	BL1410-PNA	138
BKF100-6	185	BL1410-SC4	136
BKH Series	186	BL1410-SS4	53
BKL Series	186	BL1420	52
BKP10063	184	BL1420-C442	108
BKP10094	184	BL1420-DH	140
BKP20125	184	BL1420-PNA	138
BKP20188	184	BL1420-SC4	136
BKT Series	186	BL1420-SS4	53
BKW063	184	BL1425	52
BKW094	184	BL1425-C442	108
BKW125	184	BL1425-DH	140
BKW188	184	BL1425-SS4	53
BKYH Series	186	BL1430	52
BKYT Series	186	BL1430-C442	108
BL		BL1430-DH	140
BL-24-2	147	BL1430-SS4	53
BL-24-4	147	BL1440	52
BL-24-4C	147	BL1440-C442	108
		BL1440-SS4	53
		BL1450	52

Index

Catalog No.	Page	Catalog No.	Page
BL cont'd.		BP	
BL1450-C442	108	BP-12	47
BL1450-SS4	53	BP-12-4T	47
BL1460	52	BP-12-A28	79
BL1460-SS4	53	BP-12-A5	76
BL1470	52	BP-12-B1	19
BL1470-SS4	53	BP-12-B5	22
BL1480	52	BP-12-C1	111
BL1480-SS4	53	BP-12-C2	111
BL1490	52	BP-12-D3	67
BL1490-SS4	53	BP-12-D4	67
BL150	51	BP-12-E-2-4	96
BL150SS6	51	BP-12-E-5-8	96
BL2	148	BP-12-E-9-12	96
BL200	51	BP-12-F13	122
BL200SS6	51	BP-12-H7	37
BL250	51	BP-12-P-12	48
BL250SS6	51	BP-12-P-16	48
BL3-12	149	BP-12-U-2-4	102
BL3-16	149	BP-12-U-5-8	102
BL3-20	149	BP-12-U-9-12	102
BL3-8	149	BP-12-W2	59
BL300	51	BP-12-W6	59
BL300SS6	51	BP-16	47
BL350	51	BP-16-4T	47
BL350SS6	51	BP-16-A28	79
BL400	51	BP-16-A5	76
BL400SS6	51	BP-16-B1	19
BLCD12	177	BP-16-B5	22
BLCD12BL	177	BP-16-C1	111
BLCD12RD	177	BP-16-C2	111
BLCD8	177	BP-16-D4	67
BLCD8BL	177	BP-16-E-2-4	96
BLCD8RD	177	BP-16-E-5-8	96
		BP-16-E-9-12	96
		BP-16-F13	122
BM.		BP-16-P-16	48
BM1	44	BP-16-U-2-4	102
BM1M	44	BP-16-U-5-8	102
BM2	44	BP-16-U-9-12	102
BM3	42	BP-16-W2	59
BM3M	42	BP-16-W6	59
BM5	181	BP-8	47
BMB1	34	BP-8-4T	47
		BP-8-A28	79
BN		BP-8-A5	76
BN-4	180	BP-8-B1	19
BN-6	180	BP-8-B5	22
BN1	180	BP-8-C1	111

Catalog No.	Page	Catalog No.	Page
BP cont'd.		BP8-S18-U58	116
BP-8-C2	111	BP8-S18-U58-MC3	116
BP-8-D3	67	BP8-S18-W2	71
BP-8-D4	67	BP8-S18-W2-MC3	71
BP-8-E-2-4	96	BP8-S18-W6	71
BP-8-E-5-8	96	BP8-S18-W6-MC3	71
BP-8-E-9-12	96	BP8-S18S	70
BP-8-F13	122	BP8-S18S-MC3	70
BP-8-H7	37	BP8-SC4	136
BP-8-P-12	48	BPC-12	49
BP-8-P-16	48	BPC-16	49
BP-8-P-8	48	BPC-20	49
BP-8-U-2-4	102	BPC-24	49
BP-8-U-5-8	102	BPC-32	49
BP-8-U-9-12	102	BPC-40	49
BP-8-W2	59	BPC-48	49
BP-8-W6	59	BPC-56	49
BP12-PNA	138	BPC-64	49
BP12-S18	70	BPC-8	49
BP12-S18-MC3	70	BPNA	137
BP12-S18-U24	116		
BP12-S18-U24-MC3	116	BR	
BP12-S18-U58	116	BR-12-T	173
BP12-S18-U58-MC3	116	BR-16-3W	173
BP12-S18-W2	71	BR-20-4T	173
BP12-S18-W2-MC3	71	BR-20-T	173
BP12-S18-W6	71	BR-24-4W	173
BP12-S18-W6-MC3	71	BR-32-4T	173
BP12-S18S	70	BR-32-4T-A6	176
BP12-S18S-MC3	70	BR-32-4T-C1	176
BP12-SC4	136	BR-32-4T-U-2-4	175
BP16-PNA	138	BR-32-4T-U-5-8	175
BP16-S18	70	BR-32-4T-U-9-12	175
BP16-S18-MC3	70	BR-32-4T-W2	175
BP16-S18-U24	116	BR-32-4W	173
BP16-S18-U24-MC3	116	BR-32-T	173
BP16-S18-U58	116	BR-64-4T	173
BP16-S18-U58-MC3	116	BR-8-T	173
BP16-S18-W2	71	BRAJ	17
BP16-S18-W2-MC3	71	BRC1	41
BP16-S18-W6	71	BRC2	41
BP16-S18-W6-MC3	71	BRC3	61
BP16-S18S	70	BRC3-E-2-4	114
BP16-S18S-MC3	70	BRC3-E-5-8	114
BP8-PNA	138	BRC3-E-9-12	114
BP8-S18	70	BRC3-F1	134
BP8-S18-MC3	70	BRC3-F2	134
BP8-S18-U24	116	BRC3-W2	61
BP8-S18-U24-MC3	116	BRC3-W6	61

Index

Catalog No.	Page	Catalog No.	Page
BR cont'd.			
BRC4	40	BRC53-S18-U58	117
BRC5-1	62	BRC53-S18-W2	73
BRC5-2	62	BRC53-S18-W6	73
BRC5-3	62	BRC53-S18S	72
BRC51-C2	113	BRC53-SC4	136
BRC51-C442	107	BRC53-U24	101
BRC51-E12	99	BRC53-U58	101
BRC51-E24	99	BRC53-U912	101
BRC51-E58	99	BRC53-W2	63
BRC51-E912	99	BRC53-W6	63
BRC51-F3	131	BRC6M	39
BRC51-F4	127	BRC6M-1	39
BRC51-S18	72	BRCJ	39
BRC51-S18-U24	117	BRS-32	174
BRC51-S18-U58	117	BRS-32A	174
BRC51-S18-W2	73	BRS-64A	174
BRC51-S18-W6	73		
BRC51-S18S	72	BS	
BRC51-SC4	136	BSC4	135
BRC51-U24	101		
BRC51-U58	101	BU	
BRC51-U912	101	BU-2-4	100
BRC51-W2	63	BU-2-4-S	100
BRC51-W6	63	BU-2-4-S-AS	104
BRC52-C2	113	BU-5-8	100
BRC52-C442	107	BU-5-8-S	100
BRC52-E12	99	BU-5-8-S-AS	104
BRC52-E24	99	BU-9-12	100
BRC52-E58	99	BU-9-12-S	100
BRC52-E912	99	BU-9-12-S-AS	104
BRC52-F3	131		
BRC52-F4	127	BW	
BRC52-SC4	136	BW-12	57
BRC52-U24	101	BW-16	57
BRC52-U58	101	BW-20	57
BRC52-U912	101	BW-8	56, 57
BRC52-W2	63	BW2	56
BRC52-W6	63	BW2-CT2	178
BRC53-C2	113	BW2S	56
BRC53-C442	107	BW4	56
BRC53-E12	99	BW6	56
BRC53-E24	99	BW6-CT2	178
BRC53-E58	99	BW6S	56
BRC53-E912	99	BWHS-9	188
BRC53-F3	131	BWHS-9	29
BRC53-F4	127	BWHS-9D	188
BRC53-S18	72	BWHS-9D	29
BRC53-S18-U24	117		

Catalog No.	Page	Catalog No.	Page
BX		BXL-2530	65
BX-18	60	BXL-67	65
BX-8	60	BXL-89	65
BX-8B	60	BXM-1011	65
BX2	64	BXM-1214	65
BX24	64	BXM-1519	65
BX4	38	BXM-2024	65
BX4-C1	112	BXM-2530	65
BX4-C2	112	BXM-67	65
BX4-E-2-4	98	BXM-89	65
BX4-E-5-8	98	BXS-1011	65
BX4-E-9-12	98	BXS-1214	65
BX4-F13	123	BXS-1519	65
BX4-F3	130	BXS-2024	65
BX4-F4	126	BXS-2530	65
BX4-H7	37	BXS-67	65
BX4-PNA	138		
BX4-U-2-4	106	C	
BX4-U-5-8	106	CH32-AB	158
BX4-U-9-12	106	L	
BX4-W2	60	L-32-4	147
BX4-W6	60	M	
BX4M	38	MSQN1/4	188
BX4M-A28	79	S	
BX4M-C1	112	SHHMS 1/4 x 1/2	188
BX4M-C2	112	SRHMS 1/4 x 3/8	80
BX4M-E-2-4	98	X	
BX4M-E-5-8	98	XS-89	65
BX4M-E-9-12	98		
BX4M-F13	123		
BX4M-F3	130		
BX4M-F4	126		
BX4M-H7	37		
BX4M-PNA	138		
BX4M-SC4	136		
BX4M-U-2-4	106		
BX4M-U-5-8	106		
BX4M-U-9-12	106		
BX4M-W2	60		
BX4M-W6	60		
BX4MD	38		
BX5	43		
BX6	64		
BX82	41		
BX9	64		
BXL-1011	65		
BXL-1214	65		
BXL-1519	65		
BXL-2024	65		

Cross Reference Data

Top 100 Caddy®† to B-Line series fastener cross reference

Caddy No.	Eaton No.
SCH6B	B1506S
SCH8B	B1508S
SCH12	B1512
SCH12B	B1512S
SCH16B	B1516S
SCH20B	B1520S
AMR1224SG	B1AJ-1
AMR1224SG	B1AJ-2
AMR1024DG	B2AJ
IDS	BA1
512	BA12
515	BA15
4G16	BA-4-16
512HD	BA50
512A	BA50A
512HDEEP	BA50D
512HDFM70	BA50F
MP1	BB10
MPLS	BB10L
MP1S	BB15
TSGB16	BB2-16T (NEW)
TSGB24	BB2-24T (NEW)
TSGLDR1	BB2CL
TSGLDR1	BB2TSC
TSGLDR1	BB2TSC
CS812	BB38
CS812D	BB38D
H23	BB4-23
H4	BB4-4
H6	BB4-6
TSRBS1625	BB7-16
TSRBS1625	BB7-24
RBS16	BB8-16
RBS24	BB8-24
FMBS18	BBF18 18" FLOOR BRACKET
BC	BC1
CAT12HP	BCH12
CAT12HP24	BCH12-U-2-4
CAT12HP4Z34	BCH12-W2
CAT21HP	BCH21
CAT21HP4Z34	BCH21-W2
CAT32HP	BCH32
CAT32HPAFAB6	BCH32-AB
CAT32HPBCB	BCH32-C2
CAT32HPAB	BCH32-RB
CAT32HP24	BCH32-U-2-4
CAT32HP4Z34	BCH32-W2
CAT64HP	BCH64
CAT64HPAFAB6	BCH64-AB
CAT64HPAB	BCH64-RB

Top 100 Caddy®† to B-Line series fastener cross reference

Caddy No.	Eaton No.
CAT64HP4Z34	BCH64-W2
740	BD40
CPNAM	BDH1
4H24	BE-2-4
4H58	BE-5-8
16M24SM	BG-16-E-2-4
16MB18A	BG16-S18
16M24	BG-16-U-2-4
812M	BG-8-12
812MF	BG-8-12-B5
812MCPNAM	BG812-DH
812M24SM	BG-8-12-E-2-4
812M58SM	BG-8-12-E-5-8
812MB18	BG812-S18
812MB18CPNAM	BG812-S18-DH
812MB18S	BG812-S18S
812MB18	BG812-S18-W2
812M24	BG-8-12-U-2-4
812M58	BG-8-12-U-5-8
MSR24	BH-2-4-R
4TIB	BH4-H7
SLLC250	BKC200
CD0B	BL1400
CD0BCPNAM	BL1400-DH
CD1B	BL1410
CD1BCPNAM	BL1410-DH
CD2B	BL1420
CD2BCPNAM	BL1420-DH
12P24SM	BP-12-E-2-4
12P24	BP-12-U-2-4
SK125I	BPC-12
SK165I	BPC-16
4BRT20	BR-20-4T
4BRT32	BR-32-4T
2BRT32	BR-32-T
MCS100	BRC5-2
CER4	BRC6M
CJ6	BRCJ
M24	BU-2-4
M24S	BU-2-4-S
K12	BW-12
K16	BW-16
4Z34	BW2
KX	BW4
K8	BW-8
SMS8	BWHS-9D
MAC2	BX4M
MAC224	BX4M-U-2-4
781	BX82
449	BX9

Cross Reference Data

Top Orbit^{®†} to B-Line series fastener cross reference

Orbit No.	Eaton No.
BHT-1A	BA50A
BHA-16	BB2-16T (NEW)
BHA-24	BB2-24T (NEW)
MBBH-16	BB8-16
ABS-6	BB12
BCHS-10	BG6-S18
BCHS-10	BG6-S18-MC3
BCHS-6	BG6-S18-W2
BCHS-6	BG6-S18-W6-MC3
BCHS-6	BG6-S18-W2-MC3
JC-12 (ft)	BH9
SH-2	BH10
FH-E	BH16
FH-S	BH15
ST-50	BPC-8
ST-75	BPC-12
ST-100	BPC-16
ST-125	BPC-20
ST-150	BPC-24
ST-200	BPC-32
ST-250	BPC-40
ST-300	BPC-56
ST-350	BPC-64
ST-400	B1508S
STS-50	B1512S
STS-75	B1516S
STS-100	B1520S
STS-125	B1524S
STS-150	B1532S
STS-200	B1534S
STS-250	B1540S
STS-300	B1548S
STS-350	B1556S
STS-400	B1564S
PH-50B	BL1410
PH-75B	BL1420
PH-100B	BL1425
PH-125B	BL1430
PH-150B	BL1440
PH-200B	BL1450
PH-250B	BL1460
PH-300B	BL1470
PH-350B	BL1480
PH-400B	BL1490
PH-105B	BL1425
SBS	BB33L

Eaton reserves the right to make changes to the specifications, materials, equipment, prices, or the availability of products at any time without prior notice. While every effort has been made to assure the accuracy of information contained in this catalog at the time of publication, we cannot accept responsibility for inaccuracies resulting from undetected errors or omissions.

U.S. Customer Service Center is staffed Monday through Friday from 7 a.m. to 5:00 p.m. Central Standard Time.

For more information, visit
Eaton.com/fasteners

Eaton
509 West Monroe Street
Highland, IL 62249
United States
Phone: (800) 851-7415

Eaton
5925 McLaughlin Road
Mississauga, ON L5R 1B8
Canada
Phone: (800) 569-3660

Eaton
1000 Eaton Boulevard
Cleveland, OH 44122
United States
Eaton.com

B-Line Division
509 West Monroe Street
Highland, IL 62249
Phone: 800-851-7415
Eaton.com/b-lineseries

© 2018 Eaton
All Rights Reserved
Printed in USA
Publication No. CA306002EN
March 2018 BLF 35M



Powering Business Worldwide

Eaton is a registered trademark
All other trademarks are property
of their respective owners