

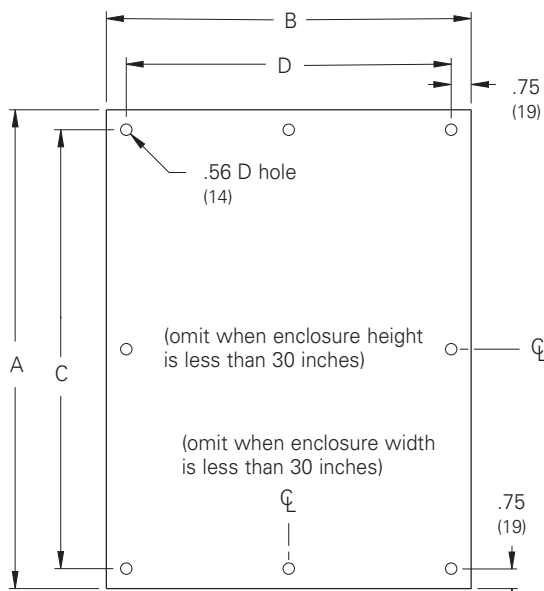
Panels & Panel Accessories Type 1 Medium Enclosure & NEMA Flat Panels Illustration Sheet and Catalog Number

Discount Schedule: C2
Subclass: DSF - Type 1 Medium
DSB - NEMA

Type 1 Medium Enclosure Flat Panel Catalog Number	A		B		C		D		Gauge	Fits Enclosure Height x Width	
	in.	mm	in.	mm	in.	mm	in.	mm		in.	mm
AW1612-1P	13.00	330	10.50	267	11.50	292	9.00	228	14	16.00x12.00	406X305
AW1616-1P	13.00	330	14.50	368	11.50	292	13.00	330	14	16.00x16.00	406X406
AW1620-1P	13.00	330	18.50	470	11.50	292	17.00	432	14	16.00x20.00	406X508
AW2016-1P	17.00	432	14.50	368	15.50	394	13.00	330	14	20.00x16.00	508X406
AW2020-1P	17.00	432	18.50	470	15.50	394	17.00	432	14	20.00x20.00	508X508
AW2024-1P	17.00	432	22.50	572	15.50	394	21.00	533	14	20.00x24.00	508X610
AW2416-1P	21.00	533	14.50	368	19.50	495	13.00	330	14	24.00x16.00	610X406
AW2420-1P	21.00	533	18.50	470	19.50	495	17.00	432	14	24.00x20.00	610X508
AW2424-1P	21.00	533	22.50	572	19.50	495	21.00	533	14	24.00x24.00	610X610
AW3020-1P	26.00	660	18.50	470	24.50	622	17.00	432	14	30.00x20.00	762X508
AW3024-1P	26.00	660	22.50	572	24.50	622	21.00	533	14	30.00x24.00	762X610
AW3030-1P	26.00	660	28.50	724	24.50	622	27.00	686	14	30.00x30.00	762X762
AW3624-1P	32.00	813	22.50	572	30.50	775	21.00	533	14	36.00x24.00	914X610
AW3630-1P	32.00	813	28.50	724	30.50	775	27.00	686	14	36.00x30.00	914X762
AW4224-1P	38.00	965	22.50	572	36.50	927	21.00	533	14	42.00x24.00	1067X610

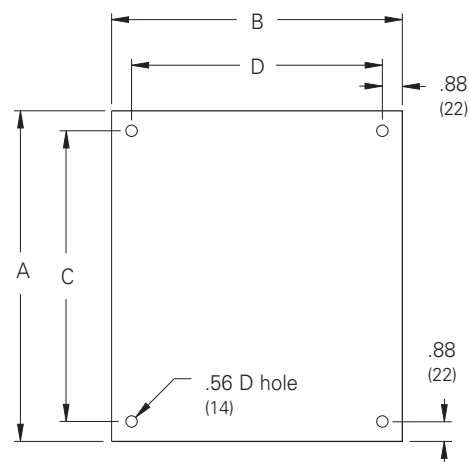
NEMA Flat Panel Catalog Number				A		B		C		D		Gauge	Fits Enclosure Height x Width	
Painted Steel	Galvanized Steel	Stainless	Aluminum	in.	mm	in.	mm	in.	mm	in.	mm		in.	mm
AW1612P	AW1612GP	AW1612SP	AW1612AP	13.00	330	9.00	229	11.25	286	7.25	184	12	16.00x12.00	406x305
AW1616P	AW1616GP	AW1616SP	AW1616AP	13.00	330	13.00	330	11.25	286	11.25	286	12	16.00x16.00	406x406
AW2012P	-	-	-	17.00	432	9.00	229	15.25	387	7.25	184	12	20.00x12.00	508x305
AW2016P	AW2016GP	AW2016SP	AW2016AP	17.00	432	13.00	330	15.25	387	11.25	286	12	20.00*x16.00*	508x406
AW2020P	AW2020GP	AW2020SP	AW2020AP	17.00	432	17.00	432	15.25	387	15.25	387	12	20.00x20.00	508x508
AW2412P	-	AW2412SP	-	21.00	533	9.00	229	19.25	489	7.25	184	12	24.00*x12.00*	610x305
AW2416P	AW2416GP	AW2416SP	AW2416AP	21.00	533	13.00	330	19.25	489	11.25	286	12	24.00x16.00	610x406

* Panel also fits these enclosures when height and width dimensions are reversed.



Type 1 medium enclosure panels can be installed in Type 1 medium panel enclosures. Panels are only available in steel and have a white powder paint finish.

Type 1 Medium Enclosure Panels



NEMA flat panels can be installed in Type 4X, Type 4 and Type 12 NEMA Enclosures. Panels are available in steel, galvanized steel, stainless steel, and aluminum. Painted steel panels have a white powder paint finish. Stainless steel and aluminum panels have a smooth brushed finish on one side and protected with PVC film.

NEMA Flat Panels

Notes: Dimensions are in inches. Millimeters shown are for reference only. Data subject to change without notice.

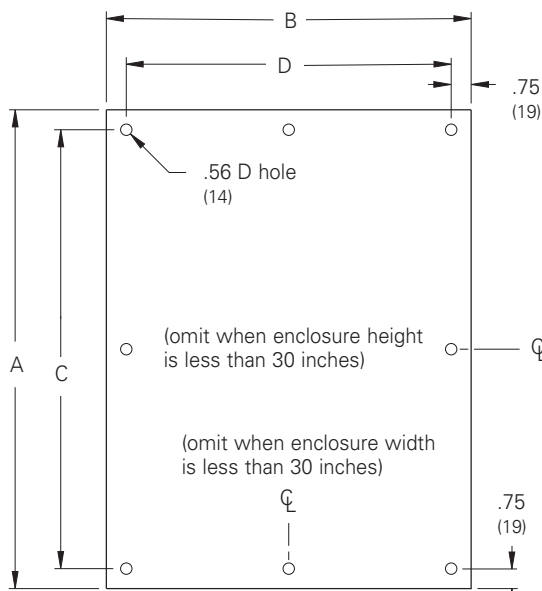
Panels & Panel Accessories Type 1 Medium Enclosure & NEMA Flat Panels Illustration Sheet and Catalog Number

Discount Schedule: C2
Subclass: DSF - Type 1 Medium
DSB - NEMA

Type 1 Medium Enclosure Flat Panel Catalog Number	A		B		C		D		Gauge	Fits Enclosure Height x Width	
	in.	mm	in.	mm	in.	mm	in.	mm		in.	mm
AW1612-1P	13.00	330	10.50	267	11.50	292	9.00	228	14	16.00x12.00	406X305
AW1616-1P	13.00	330	14.50	368	11.50	292	13.00	330	14	16.00x16.00	406X406
AW1620-1P	13.00	330	18.50	470	11.50	292	17.00	432	14	16.00x20.00	406X508
AW2016-1P	17.00	432	14.50	368	15.50	394	13.00	330	14	20.00x16.00	508X406
AW2020-1P	17.00	432	18.50	470	15.50	394	17.00	432	14	20.00x20.00	508X508
AW2024-1P	17.00	432	22.50	572	15.50	394	21.00	533	14	20.00x24.00	508X610
AW2416-1P	21.00	533	14.50	368	19.50	495	13.00	330	14	24.00x16.00	610X406
AW2420-1P	21.00	533	18.50	470	19.50	495	17.00	432	14	24.00x20.00	610X508
AW2424-1P	21.00	533	22.50	572	19.50	495	21.00	533	14	24.00x24.00	610X610
AW3020-1P	26.00	660	18.50	470	24.50	622	17.00	432	14	30.00x20.00	762X508
AW3024-1P	26.00	660	22.50	572	24.50	622	21.00	533	14	30.00x24.00	762X610
AW3030-1P	26.00	660	28.50	724	24.50	622	27.00	686	14	30.00x30.00	762X762
AW3624-1P	32.00	813	22.50	572	30.50	775	21.00	533	14	36.00x24.00	914X610
AW3630-1P	32.00	813	28.50	724	30.50	775	27.00	686	14	36.00x30.00	914X762
AW4224-1P	38.00	965	22.50	572	36.50	927	21.00	533	14	42.00x24.00	1067X610

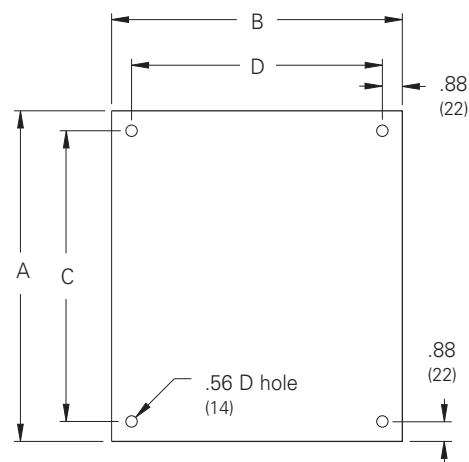
NEMA Flat Panel Catalog Number				A		B		C		D		Gauge	Fits Enclosure Height x Width	
Painted Steel	Galvanized Steel	Stainless	Aluminum	in.	mm	in.	mm	in.	mm	in.	mm		in.	mm
AW1612P	AW1612GP	AW1612SP	AW1612AP	13.00	330	9.00	229	11.25	286	7.25	184	12	16.00x12.00	406x305
AW1616P	AW1616GP	AW1616SP	AW1616AP	13.00	330	13.00	330	11.25	286	11.25	286	12	16.00x16.00	406x406
AW2012P	-	-	-	17.00	432	9.00	229	15.25	387	7.25	184	12	20.00x12.00	508x305
AW2016P	AW2016GP	AW2016SP	AW2016AP	17.00	432	13.00	330	15.25	387	11.25	286	12	20.00*x16.00*	508x406
AW2020P	AW2020GP	AW2020SP	AW2020AP	17.00	432	17.00	432	15.25	387	15.25	387	12	20.00x20.00	508x508
AW2412P	-	AW2412SP	-	21.00	533	9.00	229	19.25	489	7.25	184	12	24.00*x12.00*	610x305
AW2416P	AW2416GP	AW2416SP	AW2416AP	21.00	533	13.00	330	19.25	489	11.25	286	12	24.00x16.00	610x406

* Panel also fits these enclosures when height and width dimensions are reversed.



Type 1 medium enclosure panels can be installed in Type 1 medium panel enclosures. Panels are only available in steel and have a white powder paint finish.

Type 1 Medium Enclosure Panels



NEMA flat panels can be installed in Type 4X, Type 4 and Type 12 NEMA Enclosures. Panels are available in steel, galvanized steel, stainless steel, and aluminum. Painted steel panels have a white powder paint finish. Stainless steel and aluminum panels have a smooth brushed finish on one side and protected with PVC film.

NEMA Flat Panels

Notes: Dimensions are in inches. Millimeters shown are for reference only. Data subject to change without notice.