

SURE-LITES®



AP SERIES

All Pro
AC Only
Self-Powered

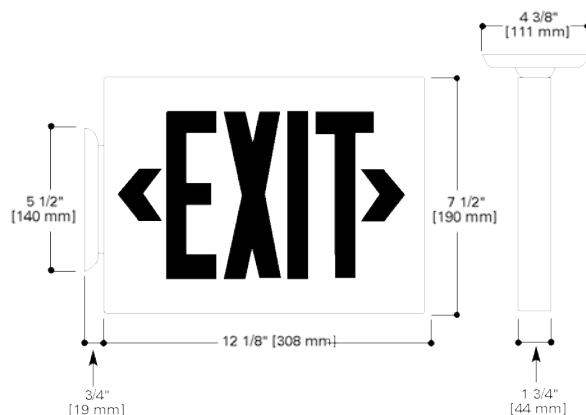
EXIT LIGHTING

- > Dual-voltage input 120/277VAC, 60Hz
- > High impact white thermoplastic housing
- > AC LED: Long life LED lamps provide uniform diffused illumination
- > DC: LED DC lamps (Brighter in emergency mode, AP70)
- > Nickel Cadmium battery (AP70)
- > Ceiling, wall, or end mounting
- > Field selectable chevrons
- > Universal exits can be field configured as single face or double face
- > Test Switch/Power Indicator Light (AP70)
- > ETL Damp Location Listed
- > UL 924 Listed, UL FTBR Listed (2C Only), Life Safety NFPA 101, NEC/OSHA, most state and local codes

DESCRIPTION

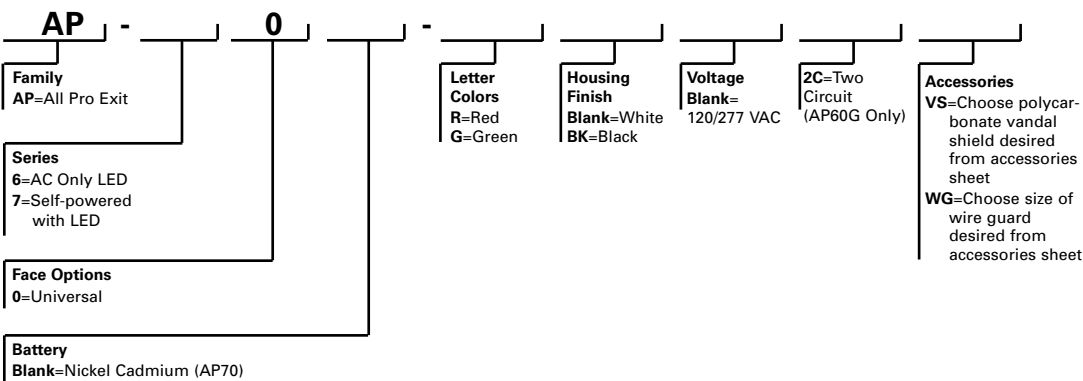
The All Pro Series exit (AP60/70) is the most economical LED exit for general purpose applications. The durable, injection molded, thermo-plastic material resists discoloration due to UV radiation and the energy efficient, low maintenance LED's provide bright illumination. All AP series exits offer universal configurations (single and double face) and have universal mounting capability (ceiling, wall, end).

DIMENSIONS



ORDERING INFORMATION

SAMPLE NUMBER: AP-70R



ENERGY DATA

AC Only	
LED Exits - Red	LED Exits - Green
Input Power: 120V = 2.0W 277V = 2.1W	Input Power: 120V = 2.2W 277V = 2.1W
Input Current (Max.): 120V = .02A 277V = .01A	Input Current (Max.): 120V = .02A 277V = .01A
Power Factor: 120V = > .89 277V = > .88	Power Factor: 120V = > .88 277V = > .87
T.H.D.: 120V = < 25% 277V = < 31%	T.H.D.: 120V = < 26% 277V = < 32%

ENERGY DATA

Sealed Nickel Cadmium Battery	
LED Exits - Red	LED Exits - Green
Input Power: 120V = 3.0W 277V = 3.0W	Input Power: 120V = 3.0W 277V = 3.0W
Input Current (Max.): 120V = .03A 277V = .02A	Input Current (Max.): 120V = .03A 277V = .02A
Power Factor: 120V = > .91 277V = > .90	Power Factor: 120V = > .92 277V = > .90
T.H.D.: 120V = < 29% 277V = < 32%	T.H.D.: 120V = < 30% 277V = < 35%

SURE-LITES®



AP SERIES

All Pro
AC Only
Self-Powered

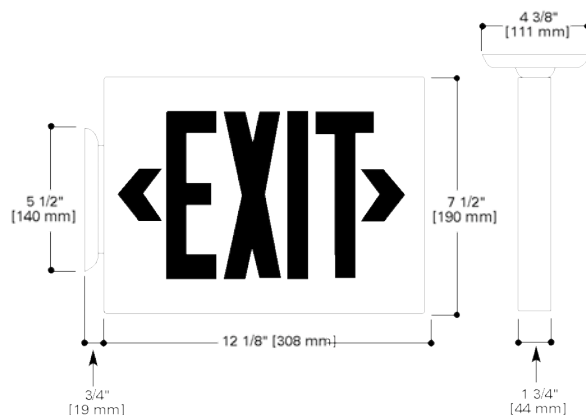
EXIT LIGHTING

- > Dual-voltage input 120/277VAC, 60Hz
- > High impact white thermoplastic housing
- > AC LED: Long life LED lamps provide uniform diffused illumination
- > DC: LED DC lamps (Brighter in emergency mode, AP70)
- > Nickel Cadmium battery (AP70)
- > Ceiling, wall, or end mounting
- > Field selectable chevrons
- > Universal exits can be field configured as single face or double face
- > Test Switch/Power Indicator Light (AP70)
- > ETL Damp Location Listed
- > UL 924 Listed, UL FTBR Listed (2C Only), Life Safety NFPA 101, NEC/OSHA, most state and local codes

DESCRIPTION

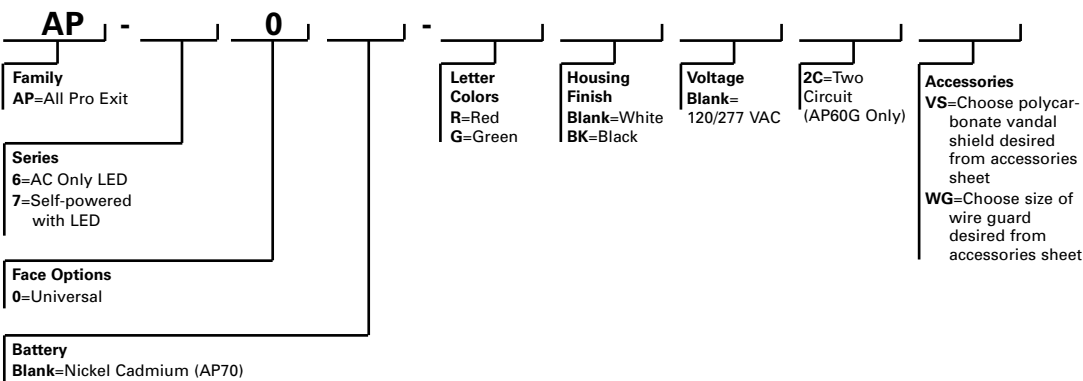
The All Pro Series exit (AP60/70) is the most economical LED exit for general purpose applications. The durable, injection molded, thermo-plastic material resists discoloration due to UV radiation and the energy efficient, low maintenance LED's provide bright illumination. All AP series exits offer universal configurations (single and double face) and have universal mounting capability (ceiling, wall, end).

DIMENSIONS



ORDERING INFORMATION

SAMPLE NUMBER: AP-70R



ENERGY DATA

AC Only	
LED Exits - Red	LED Exits - Green
Input Power: 120V = 2.0W 277V = 2.1W	Input Power: 120V = 2.2W 277V = 2.1W
Input Current (Max.): 120V = .02A 277V = .01A	Input Current (Max.): 120V = .02A 277V = .01A
Power Factor: 120V = > .89 277V = > .88	Power Factor: 120V = > .88 277V = > .87
T.H.D.: 120V = < 25% 277V = < 31%	T.H.D.: 120V = < 26% 277V = < 32%

ENERGY DATA

Sealed Nickel Cadmium Battery	
LED Exits - Red	LED Exits - Green
Input Power: 120V = 3.0W 277V = 3.0W	Input Power: 120V = 3.0W 277V = 3.0W
Input Current (Max.): 120V = .03A 277V = .02A	Input Current (Max.): 120V = .03A 277V = .02A
Power Factor: 120V = > .91 277V = > .90	Power Factor: 120V = > .92 277V = > .90
T.H.D.: 120V = < 29% 277V = < 32%	T.H.D.: 120V = < 30% 277V = < 35%