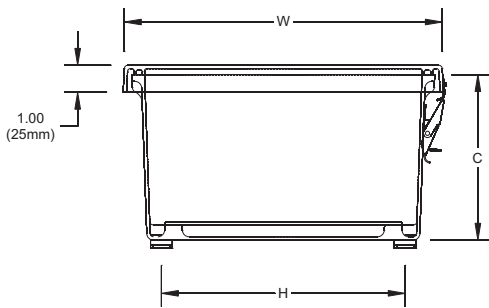


Note: Cover removed for clarity

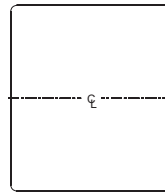
1.15 TYP
(29mm)

LATCH LOCATIONS

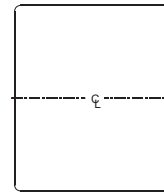


Nominal 1/8" (3mm) wall thickness

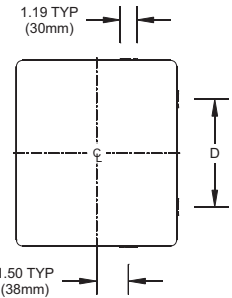
For use on
6x6x4
8x6x4
10x8x4
10x8x6



For use on
12x10x6 D=8.00 (203mm)
14x12x6 D=8.54 (217mm)
16x14x8 D=8.54 (217mm)



For use on
18x16x8 D=6.50 (165mm)
20x16x8 D=10.52 (267mm)



Part No.	Box Size			Usable Depth F	Panel Boss Centers		Foot Mount Centers		Cover Size	
	A	B	C		S	Z	H	L	U	W
AM664L	6.10 155mm	6.10 155mm	4.18 106mm	3.76 96mm	4.25 108mm	4.25 108mm	5.01 127mm	7.32 186mm	7.69 195mm	7.69 195mm
AM864L	8.00 203mm	6.13 156mm	4.13 105mm	3.68 93mm	6.25 159mm	4.25 108mm	5.01 127mm	9.19 233mm	9.59 244mm	7.71 196mm
AM1084L	10.14 258mm	8.26 210mm	4.13 105mm	3.68 93mm	8.25 210mm	6.25 159mm	7.01 178mm	11.19 284mm	11.73 298mm	9.85 250mm
AM1086L	10.14 258mm	8.26 210mm	6.13 156mm	5.68 144mm	8.25 210mm	6.25 159mm	7.01 178mm	11.19 284mm	11.73 298mm	9.85 250mm
AM1206L	12.14 308mm	10.26 261mm	6.13 156mm	5.68 144mm	10.25 260mm	8.25 210mm	9.01 229mm	13.19 335mm	13.73 349mm	11.85 301mm
AM1426L	14.13 359mm	12.26 311mm	6.13 156mm	5.68 144mm	12.25 311mm	10.25 260mm	11.01 280mm	15.19 386mm	15.73 400mm	13.85 352mm
AM1648L	16.27 413mm	14.40 366mm	8.13 207mm	7.68 195mm	14.25 362mm	12.25 311mm	13.01 330mm	17.19 437mm	17.87 454mm	15.99 406mm
AM1868L	18.40 467mm	16.40 417mm	8.13 207mm	7.68 195mm	16.25 413mm	14.25 362mm	14.97 380mm	19.28 490mm	20.00 508mm	18.00 457mm
AM2068L	20.00 508mm	16.00 406mm	8.13 207mm	7.68 195mm	17.81 452mm	13.81 351mm	14.54 369mm	20.84 529mm	21.59 548mm	17.59 447mm

All dimensions are in inches unless otherwise noted.



Order Today: 419-636-4217, Fax: 419-636-2450, e-mail: sales@alliedmoulded.com



AM Series JIC Size Junction Boxes: Snap Latch Hinged Cover

A P P L I C A T I O N

- Designed to insulate and house electrical and electronic controls, instruments or components for indoor and outdoor applications
- Especially well suited for high temperature or corrosive environments
- Protects from dirt, dust, oil and water

S T A N D A R D S

- Construction meets NEMA/EEMAC Type 4, 4X, 12 specifications
- UL 508 listed, Type 1, 2, 3, 3R, 4, 4X, 12, 13
- CSA certified LR 89590 for use with industrial control equipment CSA Enc. 1, 2, 3, 4, 4X, 12, 13
- Compliant with RoHS directive (Restriction of Hazardous Substances)

C O N S T R U C T I O N

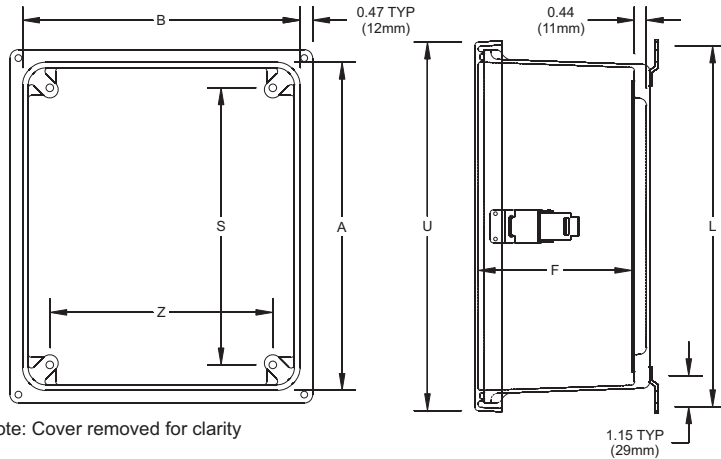
- Strong, molded Ultraguard® fiberglass reinforced polyester material construction with matching flat cover
- 304 stainless steel snap latches feature padlock hasp
- Continuous stainless steel hinge
- Gasket made of closed cell neoprene cord encased in a continuous channel
- 304 stainless steel wall mounting feet with 10-32 stainless steel screws included
- 10-32 threaded inserts are installed for optional back panel
- JIC sizing
- Ultraguard® fiberglass material is easily punched, drilled or sawed
- UV stabilized for outdoor use

A C C E S S O R I E S

- Optional back panels (See table on pages 102-103.)
- Optional thermal management products (See pages 104-105.)

M O D I F I C A T I O N S

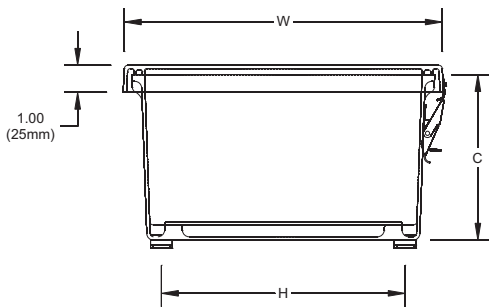
- Custom holes and cutouts
- Custom size polycarbonate viewing windows
- Molded-in color matches
- Hinge installed on short side
- EMI/RFI shielding
- Factory-supplied silk screening



Note: Cover removed for clarity

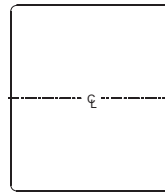
1.15 TYP
(29mm)

LATCH LOCATIONS

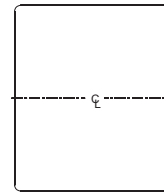


Nominal 1/8" (3mm) wall thickness

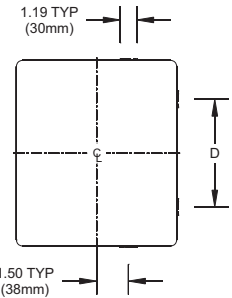
For use on
6x6x4
8x6x4
10x8x4
10x8x6



For use on
12x10x6 D=8.00 (203mm)
14x12x6 D=8.54 (217mm)
16x14x8 D=8.54 (217mm)



For use on
18x16x8 D=6.50 (165mm)
20x16x8 D=10.52 (267mm)



Part No.	Box Size			Usable Depth F	Panel Boss Centers		Foot Mount Centers		Cover Size	
	A	B	C		S	Z	H	L	U	W
AM664L	6.10 155mm	6.10 155mm	4.18 106mm	3.76 96mm	4.25 108mm	4.25 108mm	5.01 127mm	7.32 186mm	7.69 195mm	7.69 195mm
AM864L	8.00 203mm	6.13 156mm	4.13 105mm	3.68 93mm	6.25 159mm	4.25 108mm	5.01 127mm	9.19 233mm	9.59 244mm	7.71 196mm
AM1084L	10.14 258mm	8.26 210mm	4.13 105mm	3.68 93mm	8.25 210mm	6.25 159mm	7.01 178mm	11.19 284mm	11.73 298mm	9.85 250mm
AM1086L	10.14 258mm	8.26 210mm	6.13 156mm	5.68 144mm	8.25 210mm	6.25 159mm	7.01 178mm	11.19 284mm	11.73 298mm	9.85 250mm
AM1206L	12.14 308mm	10.26 261mm	6.13 156mm	5.68 144mm	10.25 260mm	8.25 210mm	9.01 229mm	13.19 335mm	13.73 349mm	11.85 301mm
AM1426L	14.13 359mm	12.26 311mm	6.13 156mm	5.68 144mm	12.25 311mm	10.25 260mm	11.01 280mm	15.19 386mm	15.73 400mm	13.85 352mm
AM1648L	16.27 413mm	14.40 366mm	8.13 207mm	7.68 195mm	14.25 362mm	12.25 311mm	13.01 330mm	17.19 437mm	17.87 454mm	15.99 406mm
AM1868L	18.40 467mm	16.40 417mm	8.13 207mm	7.68 195mm	16.25 413mm	14.25 362mm	14.97 380mm	19.28 490mm	20.00 508mm	18.00 457mm
AM2068L	20.00 508mm	16.00 406mm	8.13 207mm	7.68 195mm	17.81 452mm	13.81 351mm	14.54 369mm	20.84 529mm	21.59 548mm	17.59 447mm

All dimensions are in inches unless otherwise noted.



Order Today: 419-636-4217, Fax: 419-636-2450, e-mail: sales@alliedmoulded.com



AM Series JIC Size Junction Boxes: Snap Latch Hinged Cover

A P P L I C A T I O N

- Designed to insulate and house electrical and electronic controls, instruments or components for indoor and outdoor applications
- Especially well suited for high temperature or corrosive environments
- Protects from dirt, dust, oil and water

S T A N D A R D S

- Construction meets NEMA/EEMAC Type 4, 4X, 12 specifications
- UL 508 listed, Type 1, 2, 3, 3R, 4, 4X, 12, 13
- CSA certified LR 89590 for use with industrial control equipment CSA Enc. 1, 2, 3, 4, 4X, 12, 13
- Compliant with RoHS directive (Restriction of Hazardous Substances)

C O N S T R U C T I O N

- Strong, molded Ultraguard® fiberglass reinforced polyester material construction with matching flat cover
- 304 stainless steel snap latches feature padlock hasp
- Continuous stainless steel hinge
- Gasket made of closed cell neoprene cord encased in a continuous channel
- 304 stainless steel wall mounting feet with 10-32 stainless steel screws included
- 10-32 threaded inserts are installed for optional back panel
- JIC sizing
- Ultraguard® fiberglass material is easily punched, drilled or sawed
- UV stabilized for outdoor use

A C C E S S O R I E S

- Optional back panels (See table on pages 102-103.)
- Optional thermal management products (See pages 104-105.)

M O D I F I C A T I O N S

- Custom holes and cutouts
- Custom size polycarbonate viewing windows
- Molded-in color matches
- Hinge installed on short side
- EMI/RFI shielding
- Factory-supplied silk screening