

PROJECT: TYPE:

LOCATION: CAT:



Dark Bronze



White

Description

3-in-1 modular dimmable LED undercabinet fixture with switchable color temperatures, a low profile housing, and glare-free acrylic lens.

Features

- Micro switch on housing can be set to 2400K, 3000K, or 4000K CCT (correlated color temperature)
- Powder coated aluminum housing
- Full length diffuse acrylic lens
- Multiple connection points hold PC board firmly against heat sink, optimizing heat dissipation and extending LED life
- Modular design with hardwire junction boxes, power cords, and linking cables (sold separately)
- Hardwire, modular, or plug-in power options

Mounting

Captive screws and quick stab wire connectors plus quick access door for hardwire installations

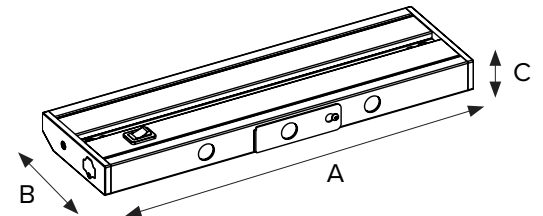
Applications

Under-cabinets, Task Lighting

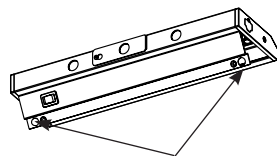
Technical Information



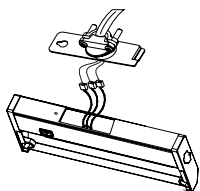
| | | | | | | |
|------------|---|-------|-------|-------|-------|--------|
| Length | 8" | | 16" | 24" | 32" | |
| Finish | DB | WH | DB | DB | DB | WH |
| Voltage | 120V AC, 60Hz | | | | | |
| CCT | 2400K-3000K-4000K | | | | | |
| CRI | 80+ (2400K) / 90+ (3000K / 4000K) | | | | | |
| Wattage | 6.4W | | 12.8W | 14W | 16.5W | |
| Lumens | 340Lm | 420Lm | 690Lm | 810Lm | 910Lm | 1100Lm |
| Max Run | 150 Watts | | | | | |
| Beam Angle | 106° | | | | | |
| Dimming | 5-100% with most standard 2-wire and CL dimmers | | | | | |
| Rating | Energy Star, cETLus Listed, dry locations | | | | | |
| Rated Life | 35,000 Hours | | | | | |



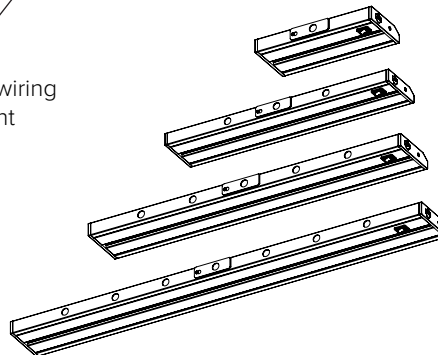
| Part Number | A | B | C |
|-------------|-----|--------|--------|
| 3LC-8 | 8" | 3-5/8" | 15/16" |
| 3LC-16 | 16" | 3-5/8" | 15/16" |
| 3LC-24 | 24" | 3-5/8" | 15/16" |
| 3LC-32 | 32" | 3-5/8" | 15/16" |



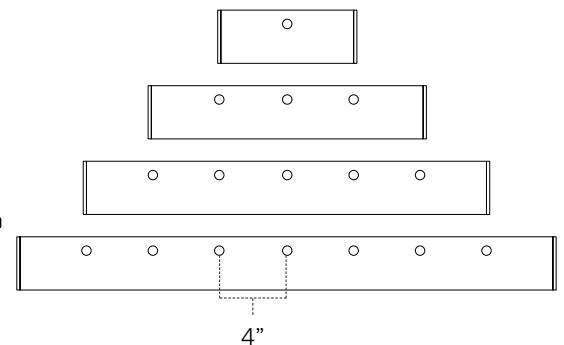
Easy access to wiring compartment



Convenient rear access door

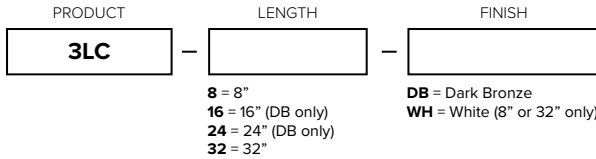


1/2" knockouts located on back end and underside of fixture, spaced every 4"



Ordering Information

3LC 24-30-40 Undercabinet



3LC fixtures include:

- (1) 3/8" Clamp connector
- (1) Inline/direct connector
- (2) Captive mounting screws
- (2) Mounting hole covers

Example Part # **3LC-32-DB**



Recommended Power Supplies

| Part Number | Description | Finish | Application | Primary & Secondary | Total Wattage | Listing | Dimensions |
|-------------|---|-------------|--------------|---------------------|---------------|---------|-------------------------|
| ALC-BOX-DB | Hardwire box with male/female Molex connections, end power connection ports, (6) 3/8" knockouts, and On/Off rocker switch | Dark Bronze | Dry location | 120V AC | 150 x 2 | cETLus | 7-3/8"L x 2-1/8"W x 1"H |
| ALC-BOX-WH | | White | | | | | |
| ALC-PC6-BK | 6ft power cord with 3-prong grounded plug and Molex connector | Black | Dry location | 120V AC | 150 | cETLus | 6ft length |
| ALC-PC6-WH | | White | | | | | |

Accessories

| Image | Part Number | Length | Finish | Description |
|-------|-------------|--------|--------|--|
| | ALC-EX6-BK | 6" | Black | Linking cable; 18AWG wire with male/female molex connectors; cETLus Listed |
| | ALC-EX12-BK | 12" | | |
| | ALC-EX6-WH | 6" | White | Linking cable; 18AWG wire with male/female molex connectors; cETLus Listed |
| | ALC-EX12-WH | 12" | | |
| | ALC-CON-BK | N/A | Black | Replacement in-line connector for end-to-end connections; cETLus Listed |
| | ALC-CON-WH | | White | |

Compatible Dimmers

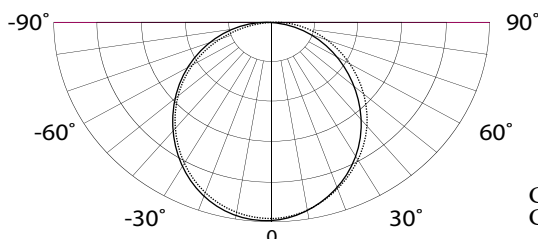
| Brand | Model # | Type | Dimming Range | Notes |
|--------------|------------|------------------------------|---------------|-------|
| Lutron® Diva | DVELV-300P | Electronic Low Voltage (ELV) | 5-100% | |

The 3LC-Series undercabinet light is not compatible with the Leviton® Trimatron 6683.

Dimmer performance may vary in field application due to unknown external factors. Dimmers not included on the chart above are not necessarily incompatible; they have yet to be fully evaluated. Please reference dimmer manufacturer's instructions for more detailed information regarding performance and compatibility.

Photometrics

LED 3-Complete



| Model # | Amperage | Wattage |
|------------|----------|---------|
| 3LC2-8-xx | 0.06 | 6.5 |
| 3LC2-16-xx | 0.10 | 11 |
| 3LC2-24-xx | 0.13 | 14.7 |
| 3LC2-32-xx | 0.067 | 16.8 |

C0/C180: ———
C90/C270: ·····

PROJECT: TYPE:

LOCATION: CAT:



Dark Bronze



White

Description

3-in-1 modular dimmable LED undercabinet fixture with switchable color temperatures, a low profile housing, and glare-free acrylic lens.

Features

- Micro switch on housing can be set to 2400K, 3000K, or 4000K CCT (correlated color temperature)
- Powder coated aluminum housing
- Full length diffuse acrylic lens
- Multiple connection points hold PC board firmly against heat sink, optimizing heat dissipation and extending LED life
- Modular design with hardwire junction boxes, power cords, and linking cables (sold separately)
- Hardwire, modular, or plug-in power options

Mounting

Captive screws and quick stab wire connectors plus quick access door for hardwire installations

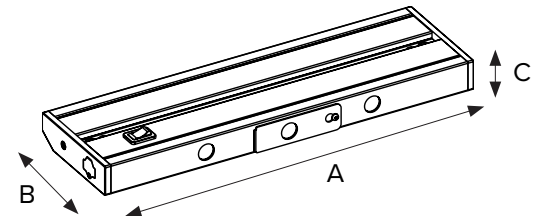
Applications

Under-cabinets, Task Lighting

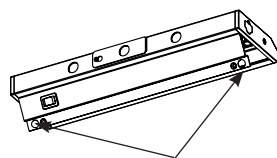
Technical Information



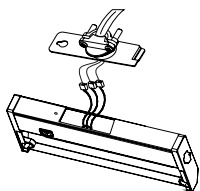
| | | | | | | |
|------------|---|-------|-------|-------|-------|--------|
| Length | 8" | | 16" | 24" | 32" | |
| Finish | DB | WH | DB | DB | DB | WH |
| Voltage | 120V AC, 60Hz | | | | | |
| CCT | 2400K-3000K-4000K | | | | | |
| CRI | 80+ (2400K) / 90+ (3000K / 4000K) | | | | | |
| Wattage | 6.4W | 12.8W | 14W | 16.5W | | |
| Lumens | 340Lm | 420Lm | 690Lm | 810Lm | 910Lm | 1100Lm |
| Max Run | 150 Watts | | | | | |
| Beam Angle | 106° | | | | | |
| Dimming | 5-100% with most standard 2-wire and CL dimmers | | | | | |
| Rating | Energy Star, cETLus Listed, dry locations | | | | | |
| Rated Life | 35,000 Hours | | | | | |



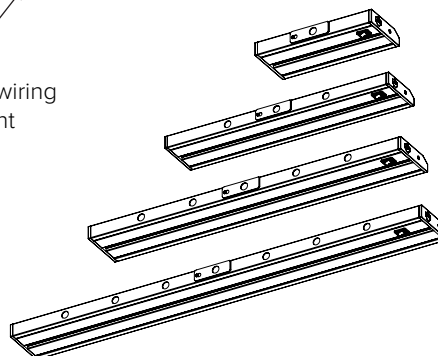
| Part Number | A | B | C |
|-------------|-----|--------|--------|
| 3LC-8 | 8" | 3-5/8" | 15/16" |
| 3LC-16 | 16" | 3-5/8" | 15/16" |
| 3LC-24 | 24" | 3-5/8" | 15/16" |
| 3LC-32 | 32" | 3-5/8" | 15/16" |



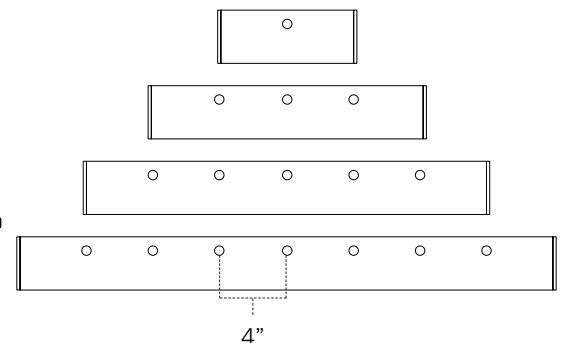
Easy access to wiring compartment



Convenient rear access door

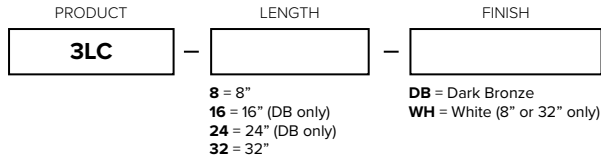


1/2" knockouts located on back end and underside of fixture, spaced every 4"



Ordering Information

3LC 24-30-40 Undercabinet



3LC fixtures include:

- (1) 3/8" Clamp connector
- (1) Inline/direct connector
- (2) Captive mounting screws
- (2) Mounting hole covers




Example Part # **3LC-32-DB**



Recommended Power Supplies

| Part Number | Description | Finish | Application | Primary & Secondary | Total Wattage | Listing | Dimensions |
|-------------|---|-------------|--------------|---------------------|---------------|---------|-------------------------|
| ALC-BOX-DB | Hardwire box with male/female Molex connections, end power connection ports, (6) 3/8" knockouts, and On/Off rocker switch | Dark Bronze | Dry location | 120V AC | 150 x 2 | cETLus | 7-3/8"L x 2-1/8"W x 1"H |
| ALC-BOX-WH | | White | | | | | |
| ALC-PC6-BK | 6ft power cord with 3-prong grounded plug and Molex connector | Black | Dry location | 120V AC | 150 | cETLus | 6ft length |
| ALC-PC6-WH | | White | | | | | |

Accessories

| Image | Part Number | Length | Finish | Description |
|---|-------------|--------|--------|--|
|  | ALC-EX6-BK | 6" | Black | Linking cable; 18AWG wire with male/female molex connectors; cETLus Listed |
| | ALC-EX12-BK | 12" | | |
|  | ALC-EX6-WH | 6" | White | Linking cable; 18AWG wire with male/female molex connectors; cETLus Listed |
| | ALC-EX12-WH | 12" | | |
|  | ALC-CON-BK | N/A | Black | Replacement in-line connector for end-to-end connections; cETLus Listed |
| | ALC-CON-WH | | White | |

Compatible Dimmers

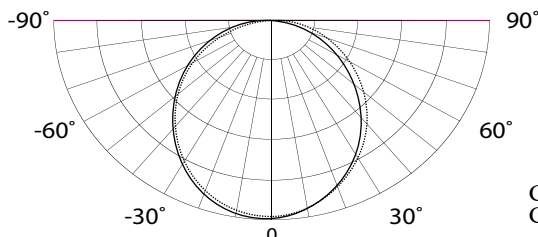
| Brand | Model # | Type | Dimming Range | Notes |
|--------------|------------|------------------------------|---------------|-------|
| Lutron® Diva | DVELV-300P | Electronic Low Voltage (ELV) | 5-100% | |

The 3LC-Series undercabinet light is not compatible with the Leviton® Trimatron 6683.

Dimmer performance may vary in field application due to unknown external factors. Dimmers not included on the chart above are not necessarily incompatible; they have yet to be fully evaluated. Please reference dimmer manufacturer's instructions for more detailed information regarding performance and compatibility.

Photometrics

LED 3-Complete



| Model # | Amperage | Wattage |
|------------|----------|---------|
| 3LC2-8-xx | 0.06 | 6.5 |
| 3LC2-16-xx | 0.10 | 11 |
| 3LC2-24-xx | 0.13 | 14.7 |
| 3LC2-32-xx | 0.067 | 16.8 |