

## DESCRIPTION

The ALL-PRO™ LED Area and Wall Light with Dusk-to-Dawn photo control incorporates sustainable LED technology into a reliable security solution that provides nighttime ON and daytime OFF settings. This fixture provides larger area coverage up to 84W CFL, 175W mercury vapor and equivalent 300W incandescent area lights while achieving substantial energy and maintenance savings. Perfect for illuminating large areas like barns, side roads, pathways or security lighting.

<b>Catalog #</b>		<b>Type</b>
<b>Project</b>		
<b>Comments</b>		<b>Date</b>
<b>Prepared by</b>		

## SPECIFICATION FEATURES

### Construction

- Durable die-cast aluminum housing suitable for wet locations
- UV stable acrylic lens
- Open bottom provides "bug free" maintenance
- Available in bronze or gray finish
- Suitable for wall or pole mount applications
- Fits 1-5/8 in. outer diameter pole mounting arm

### Electrical

- Maintenance-free LEDs with L70 50,000 hours of life
- Fixture operating temperature range from -30°C to 40°C
- 12,000 cycle rated integral photo control included
- Electrical operating voltage 120VAC 50/60Hz
- cULus listed for wet locations
- External supply wiring 90°C minimum

### Optics

- Patent-pending precision over-optics for maximum efficiency and area light coverage
- 5000K color temperature perfect for security applications

### Warranty

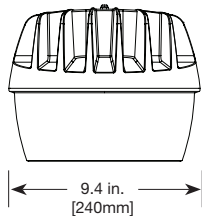
- 5 year limited warranty



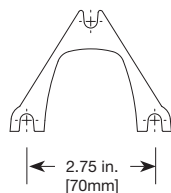
## LED AREA AND WALL LIGHT

## DIMENSIONS

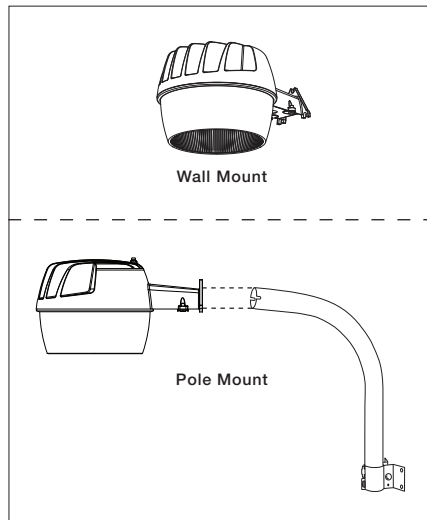
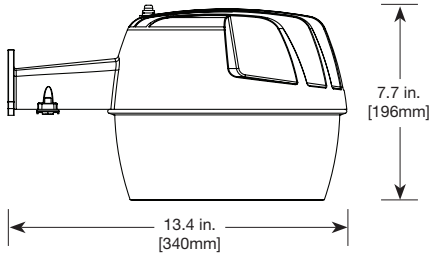
Front View



Mounting Arm Cross-Section



Side View



Innovation you can rely on™

Sustainable Design

### CERTIFICATION DATA

cULus Wet Location Listed  
Lighting Facts® Approved

### TECHNICAL DATA

-30°C to 40°C Temperature Rating  
External Supply Wiring 90° Minimum  
Wall and Pole Mount

## ORDERING INFORMATION

Sample Number: AL3050LPCBZ

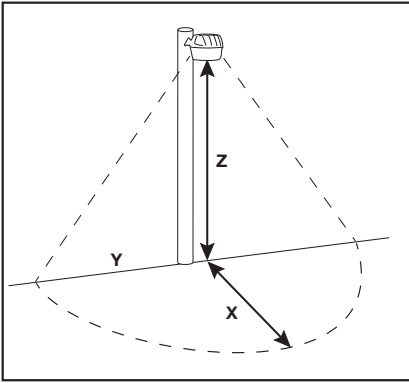
<input type="text"/>	<input type="text"/>	<input type="text"/>	<input type="text"/>	<input type="text"/>	<input type="text"/>
<b>Application</b> AL = Area Light	<b>Series</b> 30 31 55	<b>Color Temperature</b> 50 = 5000K	<b>Lamp Type</b> L = LED	<b>Options</b> PC = Photocontrol	<b>Housing Color</b> BZ = Bronze GY = Gray

### Accessories<sup>1</sup>

EA24 = Mounting arm for pole mount

Notes: <sup>1</sup>Order as separate line item.

## PHOTOMETRICS



Model Number	Forward Throw (X)	Wall Spread (Y)
AL3050	32 ft.	64 ft.
AL3150	37.5 ft.	75 ft.
AL5550	35.5 ft.	71 ft.

Note: Coverage is measured at 0.25 footcandles isoline and 15 ft. mounting height.  
See IES files for specific photometrics results.

## Technical Information

Model Number	Voltage (V)	Power (W)	Delivered Lumens	Efficacy (Lum/Watt)	LED Color Temperature (K)
AL3150LPCGY	120	33.4	3500	104.79	5000K
AL3150LPCBZ					
AL3050LPCGY		33.5	3300	98.5	
AL3050LPCBZ					
AL5550LPCGY/AL5550LPCIGY		53.3	5500	103.19	
AL5550LPCBZ/AL5550LPCIBZ					

## DESCRIPTION

The ALL-PRO™ LED Area and Wall Light with Dusk-to-Dawn photo control incorporates sustainable LED technology into a reliable security solution that provides nighttime ON and daytime OFF settings. This fixture provides larger area coverage up to 84W CFL, 175W mercury vapor and equivalent 300W incandescent area lights while achieving substantial energy and maintenance savings. Perfect for illuminating large areas like barns, side roads, pathways or security lighting.

<b>Catalog #</b>		<b>Type</b>
<b>Project</b>		
<b>Comments</b>		<b>Date</b>
<b>Prepared by</b>		

## SPECIFICATION FEATURES

### Construction

- Durable die-cast aluminum housing suitable for wet locations
- UV stable acrylic lens
- Open bottom provides “bug free” maintenance
- Available in bronze or gray finish
- Suitable for wall or pole mount applications
- Fits 1-5/8 in. outer diameter pole mounting arm

### Electrical

- Maintenance-free LEDs with L70 50,000 hours of life
- Fixture operating temperature range from -30°C to 40°C
- 12,000 cycle rated integral photo control included
- Electrical operating voltage 120VAC 50/60Hz
- cULus listed for wet locations
- External supply wiring 90°C minimum

### Optics

- Patent-pending precision over-optics for maximum efficiency and area light coverage
- 5000K color temperature perfect for security applications

### Warranty

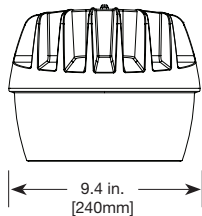
- 5 year limited warranty



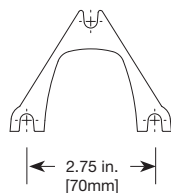
## LED AREA AND WALL LIGHT

## DIMENSIONS

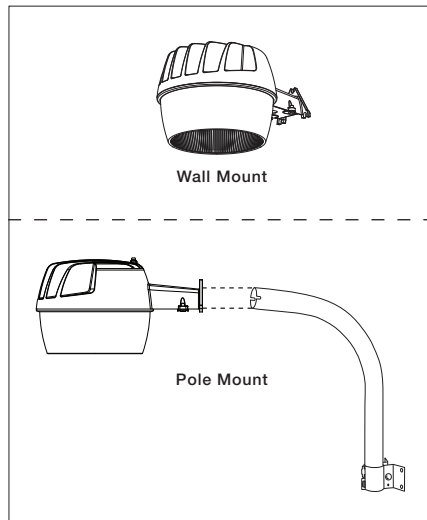
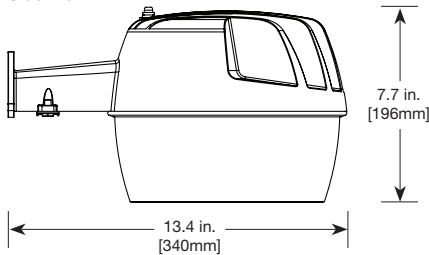
Front View



Mounting Arm Cross-Section



Side View



Innovation you can rely on™

Sustainable Design

### CERTIFICATION DATA

cULus Wet Location Listed  
Lighting Facts® Approved

### TECHNICAL DATA

-30°C to 40°C Temperature Rating  
External Supply Wiring 90° Minimum  
Wall and Pole Mount

## ORDERING INFORMATION

Sample Number: AL3050LPCBZ

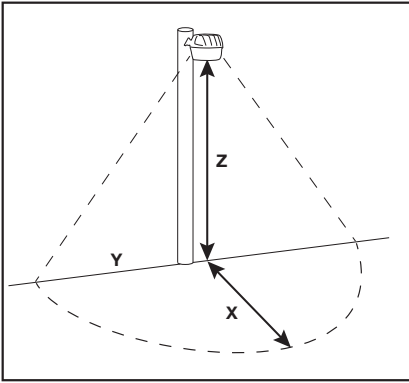
<input type="text"/>	<input type="text"/>	<input type="text"/>	<input type="text"/>	<input type="text"/>	<input type="text"/>
<b>Application</b> AL = Area Light	<b>Series</b> 30 31 55	<b>Color Temperature</b> 50 = 5000K	<b>Lamp Type</b> L = LED	<b>Options</b> PC = Photocontrol	<b>Housing Color</b> BZ = Bronze GY = Gray

### Accessories<sup>1</sup>

EA24 = Mounting arm for pole mount

Notes: <sup>1</sup>Order as separate line item.

## PHOTOMETRICS



Model Number	Forward Throw (X)	Wall Spread (Y)
AL3050	32 ft.	64 ft.
AL3150	37.5 ft.	75 ft.
AL5550	35.5 ft.	71 ft.

Note: Coverage is measured at 0.25 footcandles isoline and 15 ft. mounting height.  
See IES files for specific photometrics results.

## Technical Information

Model Number	Voltage (V)	Power (W)	Delivered Lumens	Efficacy (Lum/Watt)	LED Color Temperature (K)
AL3150LPCGY	120	33.4	3500	104.79	5000K
AL3150LPCBZ					
AL3050LPCGY		33.5	3300	98.5	
AL3050LPCBZ					
AL5550LPCGY/AL5550LPCIGY		53.3	5500	103.19	
AL5550LPCBZ/AL5550LPCIBZ					