

# Rigid Metal Conduit, IMC or EMT Pipe Hangers



## Applications

- Unique design accommodates more sizes of conduit with fewer clamps for lower inventories.
- Suitable for Rigid, IMC and EMT.
- Suitable for conduit runs on vertical and horizontal beams.

## Material/Finish

- Malleable iron/zinc plated


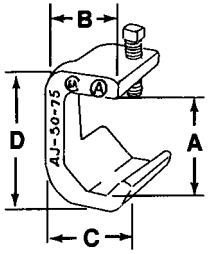
## Illustrated Features



Single line of conduit running parallel to beam using "CH" hanger.



Doubles lines of conduit running perpendicular to beam using "CHD" hanger.

Catalog Number	Trade Size (Inches)	Dimensions in Inches/Millimeters				Weight Lbs./Kgs. Per 100		
		A	B	C	D			
<b>Type AJ — For Single Line Conduit</b>								
	AJ-50-75	1/2-3/4	1.75/44.5	1.31/33.3	1.53/38.9	2.44/62.0	56.30/25.54	
	AJ-100	1	2.06/52.3	1.41/35.8	1.81/46.0	2.75/69.9	62.50/28.35	
	AJ-125-150	1-1/4—1-1/2	2.69/68.3	2.06/52.3	2.63/66.8	3.69/93.7	115.60/52.44	
	AJ-200	2	3.31/84.1	2.31/58.7	3.13/79.5	4.31/109.5	137.50/62.37	

# Rigid Metal Conduit, IMC or EMT Pipe Hangers



## Applications

- Unique design accommodates more sizes of conduit with fewer clamps for lower inventories.
- Suitable for Rigid, IMC and EMT.
- Suitable for conduit runs on vertical and horizontal beams.

## Material/Finish

- Malleable iron/zinc plated


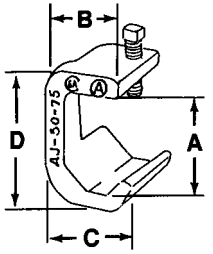
## Illustrated Features



Single line of conduit running parallel to beam using "CH" hanger.



Doubles lines of conduit running perpendicular to beam using "CHD" hanger.

Catalog Number	Trade Size (Inches)	Dimensions in Inches/Millimeters				Weight Lbs./Kgs. Per 100		
		A	B	C	D			
<b>Type AJ — For Single Line Conduit</b>								
	AJ-50-75	1/2-3/4	1.75/44.5	1.31/33.3	1.53/38.9	2.44/62.0	56.30/25.54	
	AJ-100	1	2.06/52.3	1.41/35.8	1.81/46.0	2.75/69.9	62.50/28.35	
	AJ-125-150	1-1/4—1-1/2	2.69/68.3	2.06/52.3	2.63/66.8	3.69/93.7	115.60/52.44	
	AJ-200	2	3.31/84.1	2.31/58.7	3.13/79.5	4.31/109.5	137.50/62.37	