

# Wallbox Lighting Controls

Project Name:	Prepared By:
Project Number:	Date:
Catalog Number:	Type:




## ASPIRE LED, CFL & Incandescent Dimmer

Single-Pole & 3-Way  
300W Dimmable LED, Compact Fluorescent (CFL)  
600W Incandescent/Halogen

### ASPIRE Dimmers

#### FEATURES

- Preset feature allows user to return to previous light when turning lights on.
- Integrated full-slide control for easy, precise operation.
- Preset versions can be wired as Single-Pole or 3-Way.
- Device can be wired into either 3-Way location (load side or line side).
- Neutral is not required for installation of device.
- Replaces a standard switch and offers dimming capabilities.
- Power failure memory.
- Radio Frequency Interface filtering is standard on all models.
- Electrostatic discharge protection.
- Precise color matching.
- Compatible with any decorator wallplate or screwless wallplate.
- Compatible with many dimmable CFL and LED lamps.



#### ASPIRE Dimmers, Back & Side Wire



LED/CFL Rating	INC/Halogen Rating	Description	Catalog No. Color Suffix
300W 120V/AC	600W 120V/AC	Slide Dimmer, Single-Pole & 3-Way LED with Preset	<input type="checkbox"/> 9573-____ AW, DS, SG, WS

#### Color Ordering Information

For ordering, include Cat. No. followed by the color code: AW (Alpine White), DS (Desert Sand), SG (Silver Granite), WS (White Satin)

#### TESTING & CODE COMPLIANCE

- cULus Listed to UL1472, file no. E47967
- NOM Certified

#### MATERIAL CHARACTERISTICS

- Environmental: Flammability meets UL 94 requirements; V2 rated
- Temperature Rating: 0°C to 40°C (32°F to 104°F)

# Wallbox Lighting Controls Specification & Performance Data

Project Name:	Prepared By:
Project Number:	Date:
Catalog Number:	Type:



## ASPIRE LED, CFL & Incandescent Dimmer

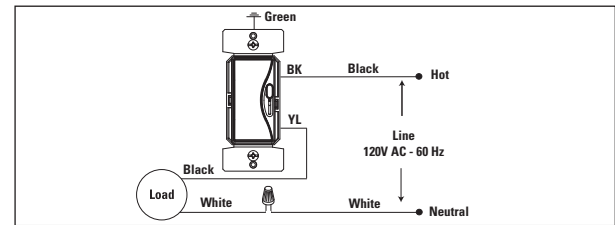
Single-Pole & 3-Way  
300W Dimmable LED, Compact Fluorescent (CFL)  
600W Incandescent/Halogen

### Application

Cooper Wiring Devices' ASPIRE LED & CFL Dimmers provide full range classic linear-slide dimming for 300W dimmable CFL, and LED as well as 600W incandescent & halogen light sources. These units are ideal for residential and light commercial applications and are compatible with Cooper Wiring Devices Decorator style devices and wallplates. Preset units feature a preset "ON/OFF" switch that automatically returns controlled light(s) to a preset level without disturbing the brightness level. The device is designed for both Single-Pole (one location) and 3-Way (multi-location) applications.

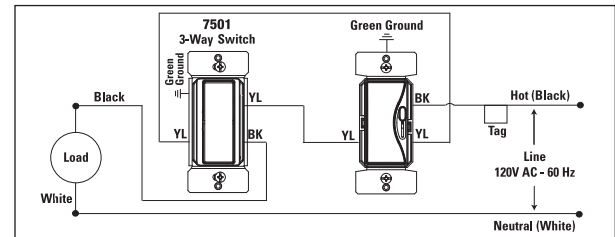
	<b>Device Type</b>	<b>ASPIRE Slide Dimmers, 9573 Series</b>
	<b>Wiring Type</b>	Back & side wire
	<b>Testing &amp; Code Compliance</b>	<ul style="list-style-type: none"> <li>cULus Listed to UL1472, file no. E47967</li> <li>NOM Certified</li> </ul>
<b>Specifications: Environmental</b>	<b>Flammability</b>	Meets UL 94 requirements; V2 rated
	<b>Temperature Rating</b>	0°C to 40°C (32°F to 104°F)
<b>Specifications: Electrical</b>	<b>Rating</b>	120V/AC 60 Hz
	<b>Light Intensity Control</b>	Full-range, continuously variable dimming
	<b>Dimming Performance</b>	Solid State Dimming
	<b>Surge Protection</b>	Meets ANSI/IEEE Std. C62.41-1980, tested to withstand voltage surges up to 6000V and current surges of up to 200A without damage
	<b>Radio Frequency Interference</b>	Designed to reduce interference with radio, audio and video equipment
	<b>Power-failure Memory</b>	Light returns to same level prior to power interruption
	<b>Lamp Ratings</b>	600W Incandescent, Halogen 300W Dimmable CFL, LED
<b>Specifications: Mechanical</b>	<b>Wiring Types</b>	Single-Pole & 3-Way
	<b>LED Indicators</b>	Load status indicator
	<b>Voltage Ratings</b>	Permanently marked on device
<b>Materials:</b>	<b>Top Housing</b>	Polycarbonate
	<b>Bottom Housing</b>	Polycarbonate
	<b>Strap</b>	Aluminum
	<b>Form Factor</b>	Decorator
	<b>Finish</b>	Gloss

**Single-Pole Wiring Diagram, Incandescent, Halogen, LED & CFL**



NOTE: Location of terminal screws are color-coded with "BK" or "YL".

**3-Way Wiring Diagram, Incandescent, Halogen, LED & CFL**



NOTE: 3-way switch must be used at the other location.

De-Rating Chart	600W Models		
	1-Gang	2-Gang	3-Gang
Incandescent	600W max.	500W max.	500W max.
Magnetic Low-Voltage	600VA max.	500VA max.	500VA max.
CFL and LED	300 W max.	300 W max.	300 W max.

Specifications subject to change without notice.

# Wallbox Lighting Controls Specification & Performance Data



## ASPIRE LED, CFL & Incandescent Dimmer

Project Name:	Prepared By:
Project Number:	Date:
Catalog Number:	Type:

Single-Pole & 3-Way  
300W Dimmable LED, Compact Fluorescent (CFL)  
600W Incandescent/Halogen

### Compatible CFL Sources

<b>Sylvania</b>	CF5EL/B10/C/DIM/827 CF5EL/A15/DIM/827 CF5EL/DECO/DIM CF24EL/TWIST/827/DIM CF19EL/BR40/827/DIM CF15EL/BR30/DIM/827 CF14EL/TWIST/827/DIM CF14EL/R20/827/DIM
<b>TCP</b>	40114 40123 2R2014DIM 2R3016DIM 2R4019DIM 10123 8T03CL 8T05CL 8T08CL 8TC05F 8A08WH 8TF05F 2G2514DIM
<b>Globe</b>	CCFL R20 CCFL VANITY CCFL A-TYPE CCFL PAR20
<b>Phillips</b>	EL/ES Dim 20 Alto EL/A R30 DIM 16W EL/A R40 DIM 20W EL/A PAR38 DIM 20W EL/A R40 Dim 20W(150725) EL/mDT DIM 20W EL/Dt dim 32W EL/mdT Dim 15W EL/A R30 DIM 16W(150417)
<b>Ecosmart</b>	ES5M814DIM ES5M10123 ES5R214DIM50K ES5CCDF052 ES5R315DIM
<b>Feit</b>	BPESL15T/DM LBP13TC/DM BPESL23T/DIM ESL15R30/DM BPESL15R30/DM
<b>GE</b>	FLE15/2/DV/R30 FLE15HT3/2/DV/ FLE26/2/DV/R40 FLE26HT3/2/DV/
<b>Neptune</b>	24514-ADIM 32016-ADIM

### Compatible LED Sources

<b>Cooper Lighting</b>	AP706830WBST24 (formerly ALED3T24) H455ICAT120D H456ICAT120D H455RICAT120D ML706827 ML706830 ML706835 ML706840 ML709827ICAT120D ML709830ICAT120D ML709835ICAT120D ML709840ICAT120D RL706830E26WBS RL706830WBS
<b>Cree</b>	LR6 LR6-DR650 LR6-DR1000 LE6 CR6 LR4E-15 LR4E-30
<b>Philips</b>	EnduraLED 7A 2700 A19 Dimm (407956) EnduraLED 11W 2700K PAR30S Dimmable (408096) EnduraLED 11W 3000K PAR30S Dimmable (408104) EnduraLED 11W 4200K PAR30S Dimmable (408112) EnduraLED 11W 2700K PAR30L Dimmable (408120) EnduraLED 11W 3000K PAR30L Dimmable (408138 ) EnduraLED 11W 4200K PAR30S Dimmable (408146) EnduraLED 11W 4200K PAR30S Dimmable (410134) EnduraLED 11W 2700K PAR30L Dimmable (410142) EnduraLED 16W 2700K 120V PAR38 Dimmable (408153) EnduraLED 16W 3000K 120V PAR38 Dimmable (408161) EnduraLED 16W 4200K 120V PAR38 Dimmable (408179) EnduraLED 6W 3000K R20 Dimm (408203)
<b>Sylvania</b>	LED15PAR30LN/DIM/830/FL40 LED15PAR30LN/DIM/830/NFL25 LED15PAR30LN/DIM/827/NFL25 LED15PAR30LN/DIM/827/FL40 LED18PAR38/DIM/830/NFL25 LED18PAR38/DIM/830/FL40 LED18PAR38/DIM/827/NFL25 LED18PAR38/DIM/827/FL40 LED8A/DIM/F/830 LED8A/DIM/F/827 LED8G25/DIM/F/830 LED8G25/DIM/827 LED8PAR20/DIM/830/NFL25 LED8PAR20/DIM/830/FL36 LEDPAR20/DIM/827/NFL25 LEDPAR20/DIM/827/FL36
<b>Ecosmart</b>	ECO-575L ECS19WW120 ECS20WWFL120 ECS30WWFL120 ECS38WWFL120 ECS25WW120
<b>Lighting Science</b>	DFN20NWFL120 DFN38NWFL120 DFN30NWFL120 DFN19NW120 DFN25NWFL120
<b>Satco</b>	S873X (PAR20) S874X, S877X (PAR30) S875X (PAR 38)
<b>Solaris</b>	LR30/10/30/750 LR30/25/30/750 LR30LN/10/30/850 LR30LN/25/30/850 LR38/10/30/1000 LR38/25/30/1000

Specifications subject to change without notice.  
Updated June 2011

Contact Tech Support for specific compatibility inquiries:  
Monday - Friday, 8:00 am to 6:00 pm EST  
866-853-4293, option 3  
techsupport@cooperwiringdevices.com

# Wallbox Lighting Controls

Project Name:	Prepared By:
Project Number:	Date:
Catalog Number:	Type:




## ASPIRE LED, CFL & Incandescent Dimmer

Single-Pole & 3-Way  
300W Dimmable LED, Compact Fluorescent (CFL)  
600W Incandescent/Halogen

### ASPIRE Dimmers

#### FEATURES

- Preset feature allows user to return to previous light when turning lights on.
- Integrated full-slide control for easy, precise operation.
- Preset versions can be wired as Single-Pole or 3-Way.
- Device can be wired into either 3-Way location (load side or line side).
- Neutral is not required for installation of device.
- Replaces a standard switch and offers dimming capabilities.
- Power failure memory.
- Radio Frequency Interface filtering is standard on all models.
- Electrostatic discharge protection.
- Precise color matching.
- Compatible with any decorator wallplate or screwless wallplate.
- Compatible with many dimmable CFL and LED lamps.



#### ASPIRE Dimmers, Back & Side Wire



LED/CFL Rating	INC/Halogen Rating	Description	Catalog No. Color Suffix
300W 120V/AC	600W 120V/AC	Slide Dimmer, Single-Pole & 3-Way LED with Preset	<input type="checkbox"/> 9573-____ AW, DS, SG, WS

#### Color Ordering Information

For ordering, include Cat. No. followed by the color code: AW (Alpine White), DS (Desert Sand), SG (Silver Granite), WS (White Satin)

#### TESTING & CODE COMPLIANCE

- cULus Listed to UL1472, file no. E47967
- NOM Certified

#### MATERIAL CHARACTERISTICS

- Environmental: Flammability meets UL 94 requirements; V2 rated
- Temperature Rating: 0°C to 40°C (32°F to 104°F)

# Wallbox Lighting Controls Specification & Performance Data

Project Name:	Prepared By:
Project Number:	Date:
Catalog Number:	Type:



## ASPIRE LED, CFL & Incandescent Dimmer

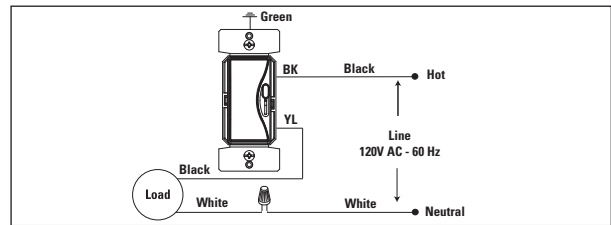
Single-Pole & 3-Way  
300W Dimmable LED, Compact Fluorescent (CFL)  
600W Incandescent/Halogen

### Application

Cooper Wiring Devices' ASPIRE LED & CFL Dimmers provide full range classic linear-slide dimming for 300W dimmable CFL, and LED as well as 600W incandescent & halogen light sources. These units are ideal for residential and light commercial applications and are compatible with Cooper Wiring Devices Decorator style devices and wallplates. Preset units feature a preset "ON/OFF" switch that automatically returns controlled light(s) to a preset level without disturbing the brightness level. The device is designed for both Single-Pole (one location) and 3-Way (multi-location) applications.

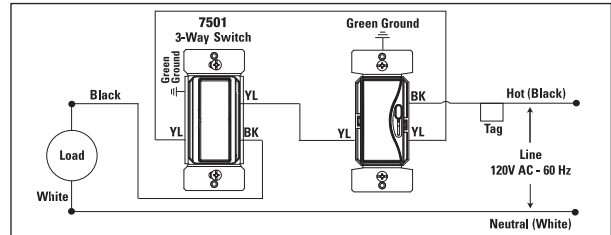
	<b>Device Type</b>	<b>ASPIRE Slide Dimmers, 9573 Series</b>
	<b>Wiring Type</b>	Back & side wire
	<b>Testing &amp; Code Compliance</b>	<ul style="list-style-type: none"> <li>cULus Listed to UL1472, file no. E47967</li> <li>NOM Certified</li> </ul>
<b>Specifications: Environmental</b>	<b>Flammability</b>	Meets UL 94 requirements; V2 rated
	<b>Temperature Rating</b>	0°C to 40°C (32°F to 104°F)
<b>Specifications: Electrical</b>	<b>Rating</b>	120V/AC 60 Hz
	<b>Light Intensity Control</b>	Full-range, continuously variable dimming
	<b>Dimming Performance</b>	Solid State Dimming
	<b>Surge Protection</b>	Meets ANSI/IEEE Std. C62.41-1980, tested to withstand voltage surges up to 6000V and current surges of up to 200A without damage
	<b>Radio Frequency Interference</b>	Designed to reduce interference with radio, audio and video equipment
	<b>Power-failure Memory</b>	Light returns to same level prior to power interruption
	<b>Lamp Ratings</b>	600W Incandescent, Halogen 300W Dimmable CFL, LED
<b>Specifications: Mechanical</b>	<b>Wiring Types</b>	Single-Pole & 3-Way
	<b>LED Indicators</b>	Load status indicator
	<b>Voltage Ratings</b>	Permanently marked on device
<b>Materials:</b>	<b>Top Housing</b>	Polycarbonate
	<b>Bottom Housing</b>	Polycarbonate
	<b>Strap</b>	Aluminum
	<b>Form Factor</b>	Decorator
	<b>Finish</b>	Gloss

**Single-Pole Wiring Diagram, Incandescent, Halogen, LED & CFL**



NOTE: Location of terminal screws are color-coded with "BK" or "YL".

**3-Way Wiring Diagram, Incandescent, Halogen, LED & CFL**



NOTE: 3-way switch must be used at the other location.

De-Rating Chart	600W Models		
	1-Gang	2-Gang	3-Gang
Incandescent	600W max.	500W max.	500W max.
Magnetic Low-Voltage	600VA max.	500VA max.	500VA max.
CFL and LED	300 W max.	300 W max.	300 W max.

Specifications subject to change without notice.

# Wallbox Lighting Controls Specification & Performance Data



## ASPIRE LED, CFL & Incandescent Dimmer

Project Name:	Prepared By:
Project Number:	Date:
Catalog Number:	Type:

Single-Pole & 3-Way  
300W Dimmable LED, Compact Fluorescent (CFL)  
600W Incandescent/Halogen

### Compatible CFL Sources

<b>Sylvania</b>	CF5EL/B10/C/DIM/827 CF5EL/A15/DIM/827 CF5EL/DECO/DIM CF24EL/TWIST/827/DIM CF19EL/BR40/827/DIM CF15EL/BR30/DIM/827 CF14EL/TWIST/827/DIM CF14EL/R20/827/DIM
<b>TCP</b>	40114 40123 2R2014DIM 2R3016DIM 2R4019DIM 10123 8T03CL 8T05CL 8T08CL 8TC05F 8A08WH 8TF05F 2G2514DIM
<b>Globe</b>	CCFL R20 CCFL VANITY CCFL A-TYPE CCFL PAR20
<b>Phillips</b>	EL/ES Dim 20 Alto EL/A R30 DIM 16W EL/A R40 DIM 20W EL/A PAR38 DIM 20W EL/A R40 Dim 20W(150725) EL/mDT DIM 20W EL/Dt dim 32W EL/mdT Dim 15W EL/A R30 DIM 16W(150417)
<b>Ecosmart</b>	ES5M814DIM ES5M10123 ES5R214DIM50K ES5CCDF052 ES5R315DIM
<b>Feit</b>	BPESL15T/DM LBP13TC/DM BPESL23T/DIM ESL15R30/DM BPESL15R30/DM
<b>GE</b>	FLE15/2/DV/R30 FLE15HT3/2/DV/ FLE26/2/DV/R40 FLE26HT3/2/DV/
<b>Neptune</b>	24514-ADIM 32016-ADIM

### Compatible LED Sources

<b>Cooper Lighting</b>	AP706830WBST24 (formerly ALED3T24) H455ICAT120D H456ICAT120D H455RICAT120D ML706827 ML706830 ML706835 ML706840 ML709827ICAT120D ML709830ICAT120D ML709835ICAT120D ML709840ICAT120D RL706830E26WBS RL706830WBS
<b>Cree</b>	LR6 LR6-DR650 LR6-DR1000 LE6 CR6 LR4E-15 LR4E-30
<b>Philips</b>	EnduraLED 7A 2700 A19 Dimm (407956) EnduraLED 11W 2700K PAR30S Dimmable (408096) EnduraLED 11W 3000K PAR30S Dimmable (408104) EnduraLED 11W 4200K PAR30S Dimmable (408112) EnduraLED 11W 2700K PAR30L Dimmable (408120) EnduraLED 11W 3000K PAR30L Dimmable (408138 ) EnduraLED 11W 4200K PAR30S Dimmable (408146) EnduraLED 11W 4200K PAR30S Dimmable (410134) EnduraLED 11W 2700K PAR30L Dimmable (410142) EnduraLED 16W 2700K 120V PAR38 Dimmable (408153) EnduraLED 16W 3000K 120V PAR38 Dimmable (408161) EnduraLED 16W 4200K 120V PAR38 Dimmable (408179) EnduraLED 6W 3000K R20 Dimm (408203)
<b>Sylvania</b>	LED15PAR30LN/DIM/830/FL40 LED15PAR30LN/DIM/830/NFL25 LED15PAR30LN/DIM/827/NFL25 LED15PAR30LN/DIM/827/FL40 LED18PAR38/DIM/830/NFL25 LED18PAR38/DIM/830/FL40 LED18PAR38/DIM/827/NFL25 LED18PAR38/DIM/827/FL40 LED8A/DIM/F/830 LED8A/DIM/F/827 LED8G25/DIM/F/830 LED8G25/DIM/827 LED8PAR20/DIM/830/NFL25 LED8PAR20/DIM/830/FL36 LEDPAR20/DIM/827/NFL25 LEDPAR20/DIM/827/FL36
<b>Ecosmart</b>	ECO-575L ECS19WW120 ECS20WWFL120 ECS30WWFL120 ECS38WWFL120 ECS25WW120
<b>Lighting Science</b>	DFN20NWFL120 DFN38NWFL120 DFN30NWFL120 DFN19NW120 DFN25NWFL120
<b>Satco</b>	S873X (PAR20) S874X, S877X (PAR30) S875X (PAR 38)
<b>Solaris</b>	LR30/10/30/750 LR30/25/30/750 LR30LN/10/30/850 LR30LN/25/30/850 LR38/10/30/1000 LR38/25/30/1000

Specifications subject to change without notice.  
Updated June 2011

Contact Tech Support for specific compatibility inquiries:  
Monday - Friday, 8:00 am to 6:00 pm EST  
866-853-4293, option 3  
techsupport@cooperwiringdevices.com