

Striplites

SNF/SSF Series
IAF/ICF Series

Striplites

The new strip family of fixtures is a functional and multi-purpose family that includes a standard body (SSF) and a narrow body (SNF) series that incorporates premium performance and construction durability. Designed with our easy-to-use Flip-Up socket design, the new strip family of fixtures does not require the socket to be attached to the socket track and the end plates to be installed to the channel. The Flip-Up socket simply rotates and locks into place resulting in a significant reduction in installation time and labor cost.

SSF Ordering Information	pg. 3-4
SNF Ordering Information	pg. 5-6
IAF/ICF Ordering Information	pg. 7-8
SSF Photometrics	pg. 9-10
SNF Photometrics	pg. 11-12
Reflector Ordering Information	pg. 13
Options & Accessories	pg. 14

The new strip family can be installed using various mounting methods and numerous options and accessories are available. This family of fixtures can be used in a variety of applications including commercial, industrial, retail and residential applications. Fixtures can be used in storage/utility areas, coves, display cases, shops, task and general area lighting.

Features

Flip-Up socket

Designed with our easy-to-use Flip-Up socket design, the new strip family of fixtures does not require the socket to be attached to the socket track and the end plates to be installed to the channel. The Flip-Up socket simply rotates and locks into place resulting in a significant reduction in installation time and labor cost.



T8 and T5 housings with One, Two or Three lamp configurations

The SSF and SNF series offer a dedicated housing for T8 and T5 lampping allowing end users to utilize the most current ballast and lamp technologies. The new family of strips is available in one or two lamp configurations and even a three lamp option in the SSF series in both T8 and T5 for those applications that require more light.



SSF Series

The SSF series standard strip incorporates a 4-1/4" channel and is available in one, two or three lamp configuration utilizing T5, T8, and T12 lamping. Designed with our easy-to-use Flip-Up socket design, the SSF significantly reduces installation time. The performance and application versatility of this series can be increased by incorporating symmetrical or asymmetrical reflectors. The SSF series is ideal for a variety of applications including commercial, industrial, retail and residential applications.



SNF Series

The SNF series narrow strip incorporates a 2-3/4" channel and is available in a one or two lamp configuration utilizing T5 and T8 lamps and a one lamp configuration utilizing a T12 lamp. Designed with our easy-to-use Flip-Up socket design, the SNF significantly reduces installation time. The performance and application versatility of this series can be increased by incorporating symmetrical or asymmetrical reflectors. The small size of the SNF makes it an ideal choice for size-restricted architectural applications.



Standard or Narrow channel

The new family of strips is available in two sizes, a standard channel width of 4-1/4" in the SSF series and a narrow channel width of 2-3/4" in the SNF series. This choice of sizes ensures the SSF and the SNF series can be used in a variety of applications including areas that have size restrictions.



Narrow (SNF)



Standard (SSF)

Variety of mounting methods

There are a variety of mounting options available for the SSF/SNF family of strips including stem, cable, chain, gripper hanger, tong hanger, and channel connector. The gripper hanger allows for easy mounting to a T-bar grid and can be utilized for stem or surface mounting. The tong hanger is a heavy gauge channel hanger for surface mounting. The CLC channel hanger is a special rigid channel connector designed to give extra support to a continuous channel installation.



Gripper



Tong Hanger



Channel Hanger

T8

SSF Ordering Information for T8

SAMPLE NUMBER: SSF-232-UNV-EB81-U

Tandem Blank=2', 3' or 4' Length
8T=8' Length

Series
SSF=Commercial Standard Stripline

Number of Lamps (Not Included)
1=1 Lamp
2=2 Lamps
3=3 Lamps⁽¹⁾

Wattage
17=17W T8 (24")
25=25W T8 (36")
28T8=28W T8 (48")⁽⁷⁾
32=32W T8 (48")
96T8=59W T8 SL (96")
48T8HO=44W (48")
96T8HO=86W (96")

Voltage⁽²⁾
120V=120 Volt
277V=277 Volt
347V=347 Volt
UNV=Universal Voltage 120-277

Options
GL=Single Element Fuse
GM=Double Element Fuse
EL4=Emergency Installed⁽⁴⁾ ⁽⁵⁾
EL8=Emergency Installed⁽⁸⁾

Ballast Type⁽²⁾
EB8 =T8 Electronic Instant Start.
Total Harmonic Distortion < 10%
No. of Ballast
1 or 2
EB8 /PLUS= T8 Electronic Instant Start.
High Ballast Factor >1.13.
Total Harmonic Distortion < 10%
No. of Ballast
1 or 2
ER8 = T8 Electronic Program Rapid Start.
Total Harmonic Distortion < 10%
No. of Ballast
1 or 2
ER8 /PLUS= T8 Electronic Program Start.
High Ballast Factor >1.13.
Total Harmonic Distortion < 10%
No. of Ballast
1 or 2

HPT8 Ballast
HB8_L=T8 Electronic Instant Start. Low Ballast Factor .77
HB8 =T8 Electronic Instant Start. Ballast Factor .88
HB8_N=T8 Electronic Instant Start. Normal Ballast Factor 1.0
HB8_H=T8 Electronic Instant Start. High Ballast Factor 1.15-1.2
HR8_DIM=T8 Electronic Program Start Step Dimming. Ballast Factor .88
HR8_L=T8 Electronic Program Start. Low Ballast Factor .77 max.
HR8 =T8 Electronic Program Start. Ballast Factor .88
HR8_H=T8 Electronic Program Start. High Ballast Factor 1.15-1.2

Options⁽³⁾
RIF1=Radio Interference Suppressor
6-3/18 SJT-C&P-515P=Cord & Plug (120V), (15 AMP)⁽⁶⁾
6-3/18 SJT-C&P-L715P=Cord & Plug (277V) (15 AMP)⁽⁶⁾
PI/CPI=Plug-In Option⁽⁶⁾
TILW=Tandem In-Line Wiring Option (Consult TILW Option Catalog Page)⁽⁶⁾

Packaging
U=Unit Pack
4B=4 Bulk Packing (48" and 96")

ACCESSORIES (Order Separately)

A1B/Spacer-U=Spacer 1-1/2" to 2-1/2" from ceiling (Use 2 Per Fixture)
GRP-SSF=Gripper Hanger (Use 2 Per Fixture)
AYC-Chain/Set=36" Chain Hanger (Use 1 Set Per Fixture)
SCF=Fixed Stem Set (Specify Length)
SCS=Swivel Stem Set (Specify Length)
SCA=Adjustable 48" Stem Set
CLC-SSF=Long Channel Connector SSF
SSF-ASY-3=3" Asymmetric Reflector (Specify 2', 3', or 4')⁽⁶⁾
SSF-REV-3=3" Asymmetric Reverse Reflector SSF (Specify 2', 3', or 4')⁽⁶⁾
SSF-SYM-3=6" Symmetric Reflector Specify (2', 3' or 4')
SSF-SYM12-4=12" Symmetric Reflector
WG/SSF-2FT=2' Wire Guard
WG/SSF-3FT=3' Wire Guard
WG/SSF-4FT=4' Wire Guard
TOGGLE=Single Toggle NO. 2 (Specify Length)
Y-TOGGLE=Y Toggle NO. 2 (Specify Length)

NOTES: ⁽¹⁾ Available in 28T8 and 32 watt. ⁽²⁾ Products also available in non-US voltages and frequencies for international markets. Voltage must be specified when ordered with plugs or emergency ballast. ⁽³⁾ For SilverLining reflector add SS in Catalog Number, Example: SSF-ASY-SS-4. ⁽⁴⁾ Not available for 2' version. ⁽⁵⁾ For other emergency options specify manufacturer part number and consult the factory for availability (example: EL-FBP240H). ⁽⁶⁾ Socket brackets left uninstalled. ⁽⁷⁾ When utilizing 28W T8 lamps, HPT8 Ballast must be specified. Other ballast restrictions may apply. ⁽⁸⁾ Available for 96T8, 48T8HO and 96T8HO. ⁽⁹⁾ For T12 or T8 applications only (no T12 Slimline or T12 HO).

Specifications & dimensions subject to change without notice. Consult your Cooper Lighting Representative for availability and ordering information.

T12

SSF Ordering Information for T12

SAMPLE NUMBER: SSF-220-LTS-120V-U

Tandem Blank=2', 3', 4' or 8' Length

Series
SSF=Commercial Standard Stripline

Number of Lamps
1=1 Lamp (Not Included)
2=2 Lamps (Not Included)

Wattage
20=20W T12 (24")
30=30W T12 (36")
48=40W T12 SL (48")
48HO=60W T12 HO (48")
96=75W T12 SL (96")
96HO=110W T12 (96")

Ballast Start Type
LTS=Low Trigger Start (20W only) (120V only)
HTS=High Trigger Start (20W only)
LRS=Low Rapid Start (30W only) (120V only)
HRS=High Rapid Start (30W only) (120V only)

Voltage⁽¹⁾
120V=120 Volt
277V=277 Volt
347V=347 Volt

Options⁽¹⁾
GL=Single Element Fuse
GM=Double Element Fuse
EL4=Emergency Installed⁽³⁾ ⁽⁴⁾

Ballast Type^{(1), (4)}
Blank=Standard Magnetic Ballast
LE3=T12 Electronic Ballast
EB2 = T12 Electronic Rapid Start.
Total Harmonic Distortion < 20%
No. of Ballast
1 or 2

Options⁽²⁾
RIF1=Radio Interference Suppressor
6-3/18 SJT-C&P-515P=Cord & Plug (120V) (15 AMP)⁽⁵⁾
6-3/18 SJT-C&P-L715P=Cord & Plug (277V) (15 AMP)⁽⁵⁾
PI/CPI=Plug-In Option⁽⁵⁾
TILW=Tandem In-Line Wiring Option (Consult TILW Option Catalog Page)⁽⁵⁾

Packaging
U=Unit Pack
4B=4 Bulk Packing (48" and 96")

ACCESSORIES (Order Separately)

A1B/Spacer-U=Spacer 1-1/2" to 2-1/2" from ceiling (Use 2 Per Fixture)
GRP-SSF=Gripper Hanger (Use 2 Per Fixture)
AYC-Chain/Set=36" Chain Hanger (Use 1 Set Per Fixture)
SCF=Fixed Stem Set (Specify Length)
SCS=Swivel Stem Set (Specify Length)
SCA=Adjustable 48" Stem Set
CLC-SSF=Long Channel Connector SSF
SSF-ASY-3=3" Asymmetric Reflector (Specify 2', 3', or 4')⁽⁶⁾
SSF-REV-3=3" Asymmetric Reverse Reflector SSF (Specify 2', 3', or 4')⁽⁶⁾
SSF-SYM-3=6" Symmetric Reflector Specify (2', 3' or 4')
SSF-SYM12-4=12" Symmetric Reflector
WG/SSF-2FT=2' Wire Guard
WG/SSF-3FT=3' Wire Guard
WG/SSF-4FT=4' Wire Guard
TOGGLE=Single Toggle NO. 2 (Specify Length)
Y-TOGGLE=Y Toggle NO. 2 (Specify Length)

NOTES: ⁽¹⁾ Products also available in non-US voltages and frequencies for international markets. ⁽²⁾ For SilverLining reflector add SS in Catalog Number, Example: SSF-ASY-SS-4. ⁽³⁾ Not available for 2' version. For other emergency options specify manufacturer part number and consult the factory for availability (example: EL-FBP240H). ⁽⁴⁾ Maximum width clearance for ballast in channel is 2-7/32". ⁽⁵⁾ Socket brackets left uninstalled. ⁽⁶⁾ For T12 or T8 applications only (no T12 Slimline or T12 HO).

Specifications & dimensions subject to change without notice. Consult your Cooper Lighting Representative for availability and ordering information.

T5

SSF Ordering Information for T5

SAMPLE NUMBER: SSF-224T5-UNV-EBT1-U

Tandem Blank =2' or 4' Length 8T =8' Length	Number of Lamps (Not Included) 1 =1 Lamp 2 =2 Lamps 3 =3 Lamps	Voltage ⁽¹⁾ 347V =347 Volt UNV =Universal Voltage 120-277	Ballast Type ⁽¹⁾ EBT =T5 or T5HO Linear Electronic Program Rapid Start Total Harmonic Distortion < 10% No. of Ballast 1 or 2	Options ⁽²⁾ RIF1 =Radio Interference Suppressor 6-3/18 SJT-C&P-515P = Cord & Plug (120V) (15 AMP) ⁽³⁾ 6-3/18 SJT-C&P-L715P =Cord & Plug (277V) (15 AMP) ⁽³⁾ PI/CPI =Plug-In Option ⁽³⁾ TILW =Tandem In-Line Wiring Option (Consult TILW Option Catalog Page) ⁽²⁾
Series SSF =Commercial Standard Striplite	Wattage 14T5 =14WT5 (24") 24T5 =24WT5HO (24") 28T5 =28WT5 (48") 54T5 =54WT5HO (48")	Options ⁽¹⁾ GL =Single Element Fuse GM =Double Element Fuse EL5 =Emergency Installed EL5HO =Emergency Installed for T5HO	Ballast Factor/Type (For 28WT5 Lamp Only) N =Normal Light Output .95 BF H =High Light Output 1.15 BF ⁽³⁾ NDIM =Normal .95-1.0 BF Step Dimming ⁽⁴⁾ HDIM =High 1.15 BF Step Dimming ^{(3) (4)}	Packaging U =Unit Pack 4B =4 Bulk Packing

NOTES: ⁽¹⁾Products also available in non-US voltages and frequencies for international markets. Voltage must be specified when ordered with plugs or emergency ballast. ⁽²⁾For SilverLining reflector add SS in Catalog Number, Example: SSF-ASY-SS-4T5. ⁽³⁾Socket brackets left uninstalled. Consult your Cooper Lighting Representative for availability and ordering information. ⁽⁴⁾Step dimming ballast available for 28T5, 14T5 lamps only.

Specifications & dimensions subject to change without notice. Consult your Cooper Lighting Representative for availability and ordering information.

ACCESSORIES (Order Separately)

- A1B/Spacer-U**=Spacer 1-1/2" to 2-1/2" from ceiling (Use 2 Per Fixture)
- GRP-SSF**=Gripper Hanger (Use 2 Per Fixture)
- AYC-Chain/Set**=36" Chain Hanger (Use 1 Set Per Fixture)
- SCF**=Fixed Stem Set (Specify Length)
- SCS**=Swivel Stem Set (Specify Length)
- SCA**=Adjustable 48" Stem Set
- CLC-SSF**=Long Channel Connector SSF
- SSF-ASY-4T5**=3" Asymmetric Reflector (Specify 2' or 4')
- SSF-REV-4T5** ⁽⁵⁾=3" Asymmetric Reverse Reflector SSF (Specify 2', 3', or 4')
- SSF-SYM-4T5**=6" Symmetric Reflector Specify (2' or 4')
- ICF-4FTT5-REFL** ⁽⁵⁾=12" Symmetric Reflector T5
- WG/SSF-4FT**=Wire Guard
- TOGGLE**=Single Toggle NO. 2 (Specify Length)
- Y-TOGGLE**=Y Toggle NO. 2 (Specify Length)



standard striplite

T8

SNF Ordering Information for T8

SAMPLE NUMBER: SNF-232-UNV-EB81-U

Tandem
Blank=2', 3' or 4' Length
8T=8' Length

Series
SNF=Commercial
Narrow Striplite

Number of Lamps
1=1 Lamp
2=2 Lamp⁽¹⁾
(Not Included)

Wattage
17=17W T8 (24")
25=25W T8 (36")
28T8=28W T8 (48")⁽⁷⁾
32=32W T8 (48")

Voltage⁽²⁾
120V=120 Volt
277V=277 Volt
347V=347 Volt
UNV=Universal Voltage 120-277

Options
GL=Single Element Fuse
GM=Double Element Fuse
EL4LP=Low Profile Emergency Installed^{(4), (5)}

Ballast Type^{(2), (5)}
EB8 = T8 Electronic Instant Start.
Total Harmonic Distortion < 10%
No. of Ballast
1 or 2

EB8 /PLUS= T8 Electronic Instant Start.
High Ballast Factor >1.13.
Total Harmonic Distortion < 10%
No. of Ballast
1 or 2

ER8 = T8 Electronic Program Rapid Start.
Total Harmonic Distortion < 10%
No. of Ballast
1 or 2

ER8 /PLUS= T8 Electronic Program Start.
High Ballast Factor >1.13.
Total Harmonic Distortion < 10%
No. of Ballast
1 or 2

HPT8 Ballast
Blank
HB8_L=T8 Electronic Instant Start. Low Ballast Factor .77
HB8_=T8 Electronic Instant Start. Ballast Factor .88
HB8_N=T8 Electronic Instant Start. Normal Ballast Factor 1.0
HB8_H=T8 Electronic Instant Start. High Ballast Factor 1.15-1.2
HR8_DIM=T8 Electronic Program Start Step Dimming.
Ballast Factor .88
HR8_L=T8 Electronic Program Start. Low Ballast Factor .77
HR8_=T8 Electronic Program Start. Ballast Factor .88
HR8_H=T8 Electronic Program Start. High Ballast Factor 1.15-1.2

Options⁽³⁾
RIF1=Radio Interference Suppressor
6-3/18 SJT-C&P-515P=Cord & Plug (120V)(15 AMP)⁽⁶⁾
6-3/18 SJT-C&P L715P=Cord & Plug (277V)(15 AMP)⁽⁶⁾
PI/CPI=Plug-In Option⁽⁶⁾

Packaging
U=Unit Pack
6B=6 Bulk Packing (96")

ACCESSORIES (Order Separately)

AYC=Chain/Set=36" Chain Hanger (Use 1 Set Per Fixture)
SCF=Fixed Stem Set (Specify Length)
SCS=Swivel Stem Set (Specify Length)
SCA=Adjustable 48" Stem Set
EYE CHAIN SET/3FT=Eye Bolt Chain (Use 1 Set Per Fixture)
SNF-ASY-3=3" Asymmetric Reflector (Specify Length)
SNF-SYM-3=6" Symmetric Reflector (Specify Length)
SNF-REV=Reverse Asymmetric Reflector
WG/SNF-2FT=2' Wire Guard
WG/SNF-3FT=3' Wire Guard
WG/SNF-4FT=4' Wire Guard
A1B/Spacer-U=Spacer 1-1/2" to 2-1/2" from ceiling (Use 2 Per Fixture)
TOGGLE=Single Toggle NO. 2 (Specify Length)
Y-TOGGLE=Y Toggle NO. 2 (Specify Length)

NOTES: ⁽¹⁾2 lamps T8 only. ⁽²⁾Products also available in non-US voltages and frequencies for international markets. Voltage must be specified when ordered with plugs or emergency ballast. ⁽³⁾For SilverLining reflector add SS in Catalog Number, Example: SNF-ASY-SS-4. ⁽⁴⁾Not available for 2' version. ⁽⁵⁾Maximum width clearance for ballast in channel is 2-7/32". ⁽⁶⁾Socket brackets left uninstalled. ⁽⁷⁾When utilizing 28W T8 lamps, HPT8 Ballast must be specified. Other ballast restrictions may apply.

Specifications & dimensions subject to change without notice. Consult your Cooper Lighting Representative for availability and ordering information.

T12

SNF Ordering Information for T12

SAMPLE NUMBER: SNF-120-LTS-120V-U

Tandem
Blank=18", 2' or 3' Length

Series
SNF=Commercial
Narrow Striplite

Number of Lamps
1=1 Lamp
(Not Included)

Wattage
15=15W T12 (18")
20=20W T12 (24")
30=30W T12 (36")

Ballast Start Type
LTS=Low Trigger Start (20W only) (120V only)
HTS=High Trigger Start (20W only)
LRS=Low Rapid Start (30W only) (120V only)
HRS=High Rapid Start (30W only) (120V only)

Voltage⁽¹⁾
120V=120 Volt
277V=277 Volt

Options
GL=Single Element Fuse
GM=Double Element Fuse
EL4LP=Low Profile Emergency Installed^{(3), (4)}

Ballast Type^{(1), (4)}
Blank=Standard Magnetic Ballast
LE3=T12 Magnetic Energy Saving
EB2 = T12 Electronic Rapid Start.
Total Harmonic Distortion < 20% (30 Watt only)
No. of Ballast
1 or 2

Options⁽²⁾
RIF1=Radio Interference Suppressor
6-3/18 SJT-C&P-515P=Cord & Plug (120V) (15 AMP)⁽⁵⁾
6-3/18 SJT-C&P-L715P=Cord & Plug (277V) (15 AMP)⁽⁵⁾
PI/CPI=Plug-In Option⁽⁵⁾

Packaging
U=Unit Pack
6B=6 Bulk Packing (96")

ACCESSORIES (Order Separately)

A1B/Spacer-U=Spacer 1-1/2" to 2-1/2" from ceiling (Use 2 Per Fixture)
GRP-SSF=Gripper Hanger (Use 2 Per Fixture)
AYC=Chain/Set=36" Chain Hanger (Use 1 Set Per Fixture)
SCF=Fixed Stem Set (Specify Length)
SCS=Swivel Stem Set (Specify Length)
SCA=Adjustable 48" Stem Set
SNF-ASY-3=3" Asymmetric Reflector (Specify 2', 3', or 4')
SNF-REV-3=3" Asymmetric Reverse Reflector SSF (Specify 2', 3', or 4')
SNF-SYM-3=6" Symmetric Reflector Specify (2', 3' or 4')
WG/SNF-2FT=2' Wire Guard
WG/SNF-3FT=3' Wire Guard
WG/SNF-4FT=4' Wire Guard
TOGGLE=Single Toggle NO. 2 (Specify Length)
Y-TOGGLE=Y Toggle NO. 2 (Specify Length)

NOTES: ⁽¹⁾Products also available in non-US voltages and frequencies for international markets. ⁽²⁾For SilverLining reflector add SS in Catalog Number, Example: SNF-ASY-SS-4. ⁽³⁾Not available for 2' version. ⁽⁴⁾Maximum width clearance for ballast in channel is 2-7/32". ⁽⁵⁾Socket brackets left uninstalled.

Specifications & dimensions subject to change without notice. Consult your Cooper Lighting Representative for availability and ordering information.

T5

SNF Ordering Information for T5

SAMPLE NUMBER: SNF-228T5-UNV-EBT1-U

Tandem Blank =2' or 4' Length 8T =8' Length	Number of Lamps 1 =1 Lamp 2 =2 Lamp (Not Included)	Voltage ⁽¹⁾ 120V =120 Volt 277V =277 Volt 347V =347 Volt UNV =Universal Voltage 120-277	Ballast Type ^{(1), (4)} EBT = T5 or T5HO Linear Electronic Program Rapid Start. Total Harmonic Distortion < 10% No. of Ballast 1 or 2 Ballast Factor/Type (For 28WT5 and 14WT5 Lamps Only) N =Normal Light Output .95 BF ⁽¹⁾ H =High Light Output 1.15 BF ^{(1), (6)} NDIM =Normal .95-1.0 BF Step Dimming ⁽⁷⁾ HDIM =High 1.15 BF Step Dimming ^{(6), (7)}	Options ⁽²⁾ RIF1 =Radio Interference Suppressor 6-3/18 SJT-C&P-515P =Cord & Plug (120V)(15 AMP) ⁽⁵⁾ 6-3/18 SJT-C&P L715P = Cord & Plug (277V)(15 AMP) ⁽⁵⁾ PI/CPI =Plug-In Option ⁽⁵⁾
Series SNF =Commercial Narrow Striplite	Wattage 14T5 =14WT5 (24") 24T5 =24WT5HO (24") 28T5 =28WT5 (48") 54T5 =54WT5HO (48")	Options GL =Single Element Fuse GM =Double Element Fuse EL5 =Emergency Installed ^{(3), (4)} EL5HO =Emergency Installed for T5HO	Packaging U =Unit Pack 6B =6 Bulk Packing (96")	

NOTES: ⁽¹⁾Products also available in non-US voltages and frequencies for international markets. Voltage must be specified when ordered with plugs or emergency ballast. ⁽²⁾For SilverLining reflector add SS in Catalog Number, Example: SNF-ASY-SS-4T5. ⁽³⁾Not available for 2' version. ⁽⁴⁾Maximum width clearance for ballast in channel is 2-7/32". ⁽⁵⁾Socket brackets left uninstalled. ⁽⁶⁾1-Lamp ballast in the High Ballast factor not available. 2-Lamp ballast will not operate 1-Lamp. ⁽⁷⁾Step Dimming ballast available for 28WT5 and 14WT5 lamps only.

Specifications & dimensions subject to change without notice. Consult your Cooper Lighting Representative for availability and ordering information.

ACCESSORIES (Order Separately)

- AYC-Chain/Set**=36" Chain Hanger (Use 1 Set Per Fixture)
- SCF**=Fixed Stem Set (Specify Length)
- SCS**=Swivel Stem Set (Specify Length)
- SCA**=Adjustable 48" Stem Set
- EYE CHAIN SET/3FT**=Eye Bolt Chain (Use 1 Set Per Fixture)
- SNF-ASY-3**=3" Asymmetric Reflector (Specify Length)
- SNF-SYM-3**=6" Symmetric Reflector (Specify Length)
- SNF-REV-3**=Reverse Asymmetric Reflector
- WG/SNFT5-4FT**=Wire Guard
- A1B/Spacer-U**=Spacer 1-1/2" to 2-1/2" from ceiling (Use 2 Per Fixture)
- TOGGLE**=Single Toggle NO. 2 (Specify Length)
- Y-TOGGLE**=Y Toggle NO. 2 (Specify Length)



narrow striplite

T8 & T12 HO

IAF/ICF Ordering Information for T8 & High Output
 SAMPLE NUMBER: IAF-296T8HO-120V-EB81-U

Tandem
Blank=4' Length
8T=8' Length

Series
IAF=Apertured Reflector
ICF=Closed Top Reflector

SilverLining
SS=Silver-Lining Housing and Ballast Cover⁽⁵⁾

Number of Lamps
2=Lamps
 (Not Included)

Wattage
28T8=28WT8 (48")⁽⁴⁾
32=32WT8 (48")
48HO=60WT12 (48") HO
48T8HO=44WT8 (48") HO
96HO=95/110WT12 (96") HO
96T8HO=86WT8 (96") HO
48=40WT12 (48") SL
96=60/75WT12 (72") SL
96=59WT8 (96") SL

Voltage⁽¹⁾
120V=120 Volt
277V=277 Volt
347V=347 Volt
UNV=Universal Voltage 120-277⁽²⁾

Options
GL=Single Element Fuse
GM=Double Element Fuse
EL4=Emergency Installed
EL8=Emergency Installed

Ballast Type⁽¹⁾
EB8 = T8 Electronic Instant Start.
 Total Harmonic Distortion < 10%
 No. of Ballast
 1 or 2
EB8 /PLUS= T8 Electronic Instant Start.
 High Ballast Factor >1.13.
 Total Harmonic Distortion < 10%
 No. of Ballast
 1 or 2

ER8 = T8 Electronic Program Rapid Start.
 Total Harmonic Distortion < 10%
 No. of Ballast
 1 or 2

ER8 /PLUS= T8 Electronic Program Start.
 High Ballast Factor >1.13.
 Total Harmonic Distortion < 10%
 No. of Ballast
 1 or 2

EB2 = T12 Electronic Rapid Start.
 No. of Ballast
 1 or 2

HPT8 Ballast
Ballast
HB8_L=T8 Electronic Instant Start. Low Ballast Factor .77
HB8 =T8 Electronic Instant Start. Ballast Factor .88
HB8_N=T8 Electronic Instant Start. Normal Ballast Factor 1.0
HB8_H=T8 Electronic Instant Start. High Ballast Factor 1.15-1.2
HR8_DIM=T8 Electronic Program Start Step Dimming.
 Ballast Factor .88
HR8_L=T8 Electronic Program Start. Low Ballast Factor .77
HR8 =T8 Electronic Program Start. Ballast Factor .88
HR8_H=T8 Electronic Program Start. High Ballast Factor 1.15-1.2

Options
RIF1=Radio Interference Suppressor
6-3/18 SJT-C&P-515P=Cord & Plug (120V), (15 AMP)⁽³⁾
6-3/18 SJT-C&P-L715P=Cord & Plug (277V), (15 AMP)⁽³⁾
PI/CPI=Plug-In Option⁽⁴⁾
TILW=Tandem In-Line Wiring Option (Consult TILW Option Catalog Page)⁽³⁾
 (See options & accessories)

Packaging
U=Unit Pack
4B=4 Bulk

ACCESSORIES (Order Separately)

A-1-B/Spacer-U=Spacer 1-1/2" to 2-1/2" from ceiling (Use 2 per fixture)
GRP-SSF=Gripper Hanger (Use 2 per fixture)
SCF=Fixed Stem Set (Specify Length)
SCS=Swivel Stem Set (Specify Length)
SCA=Adjustable 48" Stem Set
AYC-Chain/Set-U=Chain Hanger Set (Use 1 set per fixture)
WG/ICF-4FT-U²=Wire Guard
CLC-SSF=Long Channel Connector SSF
TOGGLE=Single Toggle NO. 2 (Specify Length)
Y-TOGGLE=Y Toggle NO. 2 (Specify Length)

NOTES: ⁽¹⁾Products also available in non-US voltages and frequencies for international markets. ⁽²⁾Not available when specifying emergencies, voltage must be specific. Exception EL4. ⁽³⁾Socket brackets left uninstalled. ⁽⁴⁾When utilizing 28W T8 lamps, HPT8 Ballast must be specified. ⁽⁵⁾Not available with HO lamps.

Specifications & dimensions subject to change without notice. Consult your Cooper Lighting Representative for availability and ordering information.



closed top reflector

15

IAF/ICF Ordering Information for T5

SAMPLE NUMBER: IAF-228T5-UNV-EB81-U

<p>Tandem Blank=4' Length 8T=8' Length</p>	<p>Voltage ⁽¹⁾ 120V=120 Volt 277V=277 Volt 347V=347 Volt UNV=Universal Voltage 120-277⁽²⁾</p>	<p>Options RIF1=Radio Interference Suppressor 6-3/18 SJT-C&P-515P=Cord & Plug (120V), (15 AMP)⁽⁴⁾ 6-3/18 SJT-C&P-L715P=Cord & Plug (277V), (15 AMP)⁽³⁾ PI/CP=Plug-In Option⁽³⁾ TILW=Tandem In-Line Wiring Option (Consult TILW Option Catalog Page)⁽³⁾ (See options & accessories)</p>	<p>Packaging U=Unit Pack 4B=4 Bulk</p>
<p>Series IAF=Apertured Reflector ICF=Closed Top Reflector</p>	<p>Options GL=Single Element Fuse GM=Double Element Fuse EL5=Emergency Installed EL5HO=Emergency Installed for T5HO</p>		
<p>Silver Lining SS=Silver-Lining Housing and Ballast Cover</p>	<p>Ballast Type ⁽¹⁾ EBT = T5 or T5HO Linear Electronic Program Rapid Start. Total Harmonic Distortion < 10%</p>		
<p>Number of Lamps 2=Lamps (Not Included)</p>	<p>No. of Ballast 1 or 2</p>		
<p>Wattage 28T5=28W T5 (48") 54T5=54W T5HO (48")</p>	<p>Ballast Factor/Type (For 28W T5 and 14WT5 Lamps Only) N=Normal Light Output .95 BF⁽¹⁾ H=High Light Output 1.15 BF^{(1), (4)} NDIM=Normal .95-1.0 BF Step Dimming⁽⁵⁾ HDIM=High 1.15 BF Step Dimming^{(4), (5)}</p>	<p>ACCESSORIES (Order Separately)</p> <p>A-1-B/Spacer-U=Spacer 1-1/2" to 2-1/2" from ceiling (Use 2 per fixture)</p> <p>GRP-SSF=Gripper Hanger (Use 2 per fixture)</p> <p>SCF=Fixed Stem Set (Specify Length)</p> <p>SCS=Swivel Stem Set (Specify Length)</p> <p>SCA=Adjustable 48" Stem Set</p> <p>AYC-Chain/Set-U=Chain Hanger Set (Use 1 set per fixture)</p> <p>WG/ICF-4FT-U²=Wire Guard</p> <p>CLC-SSF=Long Channel Connector SSF</p> <p>TOGGLE=Single Toggle NO. 2 (Specify Length)</p> <p>Y-TOGGLE=Y Toggle NO. 2 (Specify Length)</p>	

NOTES: ⁽¹⁾Products also available in non-US voltages and frequencies for international markets. ⁽²⁾Not available when specifying emergencies, voltage must be specific. ⁽³⁾Socket brackets left uninstalled. ⁽⁴⁾ 1-Lamp ballast in the High Ballast factor not available. 2-Lamp ballast will not operate 1-Lamp. ⁽⁵⁾ Step Dimming ballast available for 28W T5 and 14WT5 lamps only.

Specifications & dimensions subject to change without notice. Consult your Cooper Lighting Representative for availability and ordering information.



open top reflector

SSF-T8

Photometrics



SSF-228T8
Electronic Ballast
F28T8-SP35-UMX-ECO
Lamps
2750 Lumens

Spacing criterion:
(II) 1.3 x mounting
height, (L) 1.5 x
mounting height
Efficiency 86.2%

Test Report:
SSF228T8.IES
LER = FS-95

Yearly Cost of 1000
lumens, 3000 hrs at
.08 KWH = \$2.53

Coefficients of Utilization

rc	Effective floor cavity reflectance																	
	80%				70%				20%									
rw	70	50	30	10	70	50	30	10	50	30	10	50	30	10	50	30	10	0
RCR																		
0	99	99	99	99	95	95	95	95	88	88	88	81	81	81	75	75	75	73
1	88	83	78	74	84	79	75	71	73	69	66	67	64	62	62	60	58	55
2	79	70	63	57	75	67	61	56	62	57	52	57	53	49	52	49	46	43
3	71	61	53	46	67	58	51	45	53	47	42	49	44	40	45	41	37	35
4	64	53	45	38	61	51	43	37	47	40	35	43	38	33	40	35	31	29
5	59	47	38	32	56	45	37	31	42	35	30	38	33	28	35	31	27	24
6	54	42	34	28	51	40	33	27	37	31	26	34	29	24	32	27	23	21
7	50	38	30	24	48	36	29	23	34	27	22	31	26	21	29	24	20	18
8	46	34	26	21	44	33	26	21	31	24	20	28	23	19	26	22	18	16
9	43	31	24	19	41	30	23	18	28	22	18	26	21	17	24	20	16	14
10	40	29	22	17	39	28	21	17	26	20	16	24	19	15	23	18	14	13

Zonal Lumen Summary

Zone	Lumens	%Lamp	%Fixture
0-30	758	13.8	16.0
0-40	1291	23.5	27.2
0-60	2533	46.1	53.5
0-90	3988	72.5	84.2
90-180	751	13.6	15.8
0-180	4739	86.2	100.0

Candela

Angle	Along II	45°	Across L
0	929	929	929
5	927	928	927
10	916	925	928
15	896	914	927
20	869	899	936
25	834	888	945
30	792	876	949
35	742	860	946
40	687	837	934
45	627	808	915
50	561	771	889
55	492	727	866
60	418	675	845
65	340	632	818
70	261	598	775
75	181	554	674
80	106	443	568
85	41	340	453
90	5	234	349



SSF-232
Electronic Ballast
F032T8 Lamps
2900 Lumens

Spacing criterion:
(II) 1.3 x mounting
height, (L) 1.6 x
mounting height
Efficiency 91.6%

Test Report:
SSF232.IES
LER = FS-88

Yearly Cost of 1000
lumens, 3000 hrs at
.08 KWH = \$2.73

Coefficients of Utilization

rc	Effective floor cavity reflectance																	
	80%				70%				20%									
rw	70	50	30	10	70	50	30	10	50	30	10	50	30	10	50	30	10	0
RCR																		
0	105	105	105	105	100	100	100	100	92	92	92	84	84	84	77	77	77	74
1	93	87	83	78	88	84	79	75	76	73	70	70	67	64	64	61	59	56
2	83	74	67	61	79	71	65	59	65	60	55	59	55	51	54	51	47	44
3	75	64	56	49	71	62	54	48	56	50	45	51	46	42	47	42	39	36
4	68	56	48	41	65	54	46	40	49	43	37	45	39	35	41	36	32	30
5	62	50	41	35	59	48	40	34	44	37	32	40	34	30	37	32	28	25
6	57	44	36	30	54	43	35	29	39	32	27	36	30	26	33	28	24	22
7	53	40	32	26	50	38	31	25	35	29	24	33	27	22	30	25	21	19
8	49	36	28	23	47	35	27	22	32	26	21	30	24	20	27	22	19	17
9	46	33	25	20	44	32	25	20	30	23	19	27	22	18	25	20	17	15
10	43	30	23	18	41	29	22	18	27	21	17	25	20	16	23	18	15	13

Zonal Lumen Summary

Zone	Lumens	%Lamp	%Fixture
0-30	830	14.3	15.6
0-40	1411	24.3	26.6
0-60	2753	47.5	51.8
0-90	4288	73.9	80.7
90-180	1023	17.6	19.3
0-180	5311	91.6	100.0

Candela

Angle	Along II	45°	Across L
0	1017	1017	1017
5	1007	1010	1021
10	949	985	1030
15	857	951	1042
20	738	906	1029
25	588	830	978
30	422	727	920
35	252	632	834
40	104	456	601
45	0	253	393
50	0	320	518
55	0	246	430
60	0	199	353
65	0	131	263
70	0	69	167
75	0	17	76
80	0	1	7
85	0	0	0
90	0	0	0

SSF-T5

Photometrics



SSF-228T5-UNV-EBT1
 Electronic Ballast
 F28T5/835 Lamps
 2600 Lumens
 Spacing criterion:
 (II) 1.3 x mounting
 height, (⊥) 1.5 x
 mounting height
 Efficiency 96.5%
 Test Report: 122P106
 LER = FS-78
 Yearly Cost of 1000
 lumens, 3000 hrs at
 .08 KWH = \$3.07

Coefficients of Utilization

rc	Effective floor cavity reflectance								20%									
	80%				70%				50%		30%		10%		0%			
rw	70	50	30	10	70	50	30	10	50	30	10	50	30	10	50	30	10	0
RCR																		
0	111	111	111	111	106	106	106	106	98	98	98	90	90	90	83	83	83	79
1	98	92	87	82	93	88	83	79	81	77	74	74	71	68	68	66	63	60
2	88	78	71	64	83	75	68	62	69	63	58	63	58	54	58	54	50	47
3	79	68	59	52	75	65	57	50	59	53	47	54	49	44	50	45	41	38
4	72	59	50	43	68	57	48	42	52	45	39	48	42	37	44	39	35	32
5	66	52	43	36	62	50	42	35	46	39	33	43	36	31	39	34	30	27
6	61	47	38	31	57	45	37	30	42	34	29	38	32	27	35	30	26	23
7	56	42	33	27	53	41	32	26	38	30	25	35	28	24	32	27	22	20
8	52	38	30	24	49	37	29	23	34	27	22	32	26	21	29	24	20	18
9	48	35	27	21	46	34	26	21	31	25	20	29	23	19	27	22	18	16
10	45	32	24	19	43	31	24	19	29	22	18	27	21	17	25	20	16	14

Zonal Lumen Summary

Zone	Lumens	%Lamp	%Fixture
0-30	805	15.5	16.1
0-40	1360	26.1	27.1
0-60	2634	50.6	52.5
0-90	4129	79.4	82.3
90-180	888	17.1	17.7
0-180	5016	96.5	100.0

Typical VCP Percentages

Room Size (Ft.)	Height Along		Height Across	
	8.5'	10.0'	8.5'	10.0'
20 x 20	28	38	16	25
30 x 30	18	25	8	13
30 x 60	15	20	3	5
60 x 30	15	20	10	15
60 x 60	11	14	4	6

Candela

Angle	Along II	45°	Across ⊥
0	973	973	973
5	979	979	978
10	972	982	990
15	955	977	994
20	926	964	995
25	887	945	987
30	840	920	978
35	783	887	971
40	720	853	964
45	650	821	950
50	574	787	927
55	496	749	890
60	414	699	852
65	330	639	812
70	244	586	772
75	161	535	756
80	87	506	670
85	29	373	494
90	1	223	345



SSF-254T5-UNV-EBT1
 Electronic Ballast
 F54T5/835 Lamps
 4400 Lumens
 Spacing criterion:
 (II) 1.3 x mounting
 height, (⊥) 1.5 x
 mounting height
 Efficiency 97.3%
 Test Report: 122P108
 LER = FS-73
 Yearly Cost of 1000
 lumens, 3000 hrs at
 .08 KWH = \$3.28

Coefficients of Utilization

rc	Effective floor cavity reflectance								20%									
	80%				70%				50%		30%		10%		0%			
rw	70	50	30	10	70	50	30	10	50	30	10	50	30	10	50	30	10	0
RCR																		
0	112	112	112	112	107	107	107	107	99	99	99	91	91	91	84	84	84	81
1	99	93	88	83	94	89	84	80	82	78	74	75	72	69	69	67	64	61
2	89	79	71	65	84	76	69	63	70	64	59	64	59	55	58	55	51	48
3	80	68	59	52	76	65	57	51	60	53	48	55	49	45	51	46	42	39
4	73	60	50	43	69	57	49	42	53	45	40	48	42	37	44	39	35	32
5	66	53	43	36	63	51	42	36	47	39	34	43	37	32	40	34	30	27
6	61	47	38	31	58	45	37	31	42	35	29	39	32	27	36	30	26	23
7	56	43	34	27	54	41	33	27	38	31	25	35	29	24	32	27	23	20
8	52	39	30	24	50	37	29	23	35	27	22	32	26	21	30	24	20	18
9	49	35	27	21	47	34	26	21	32	25	20	29	23	19	27	22	18	16
10	46	32	24	19	44	31	24	19	29	23	18	27	21	17	25	20	16	14

Zonal Lumen Summary

Zone	Lumens	%Lamp	%Fixture
0-30	1376	15.6	16.1
0-40	2326	26.4	27.2
0-60	4516	51.3	52.7
0-90	7118	80.9	83.1
90-180	1448	16.4	16.9
0-180	8565	97.3	100.0

Typical VCP Percentages

Room Size (Ft.)	Height Along		Height Across	
	8.5'	10.0'	8.5'	10.0'
20 x 20	16	24	8	14
30 x 30	10	14	4	7
30 x 60	8	10	1	2
60 x 30	8	11	5	8
60 x 60	5	8	2	3

Candela

Angle	Along II	45°	Across ⊥
0	1661	1661	1661
5	1672	1672	1670
10	1661	1675	1689
15	1631	1666	1698
20	1584	1647	1699
25	1518	1616	1690
30	1439	1575	1674
35	1345	1521	1661
40	1239	1461	1645
45	1122	1405	1623
50	997	1348	1589
55	867	1285	1535
60	731	1209	1467
65	591	1109	1401
70	448	1011	1332
75	306	929	1298
80	171	871	1135
85	60	654	855
90	3	395	603

SNF-T8

Photometrics



SNF-132

Electronic Ballast
F32T8/35K Lamps
2900 Lumens

Spacing criterion:
(II) 1.2 x mounting
height, (L) 1.5 x
mounting height

Efficiency 93.4%

Test Report:

SNF132.IES

LER = FS-19

Yearly Cost of 1000 lu-
mens, 3000 hrs at .08
KWH = \$3.04

Coefficients of Utilization

rc	Effective floor cavity reflectance																	
	80%				70%				20%									
rw	70	50	30	10	70	50	30	10	50	30	10	50	30	10	50	30	10	0
RCR																		
0	107	107	107	107	102	102	102	102	94	94	94	86	86	86	79	79	79	76
1	94	89	84	79	90	85	80	76	77	74	70	71	68	65	64	62	60	57
2	84	75	68	61	80	72	65	59	66	60	55	60	55	51	54	51	48	44
3	76	65	57	50	72	62	55	48	57	51	45	52	47	42	47	43	39	36
4	69	57	48	41	66	55	47	40	50	43	38	46	40	35	42	37	33	30
5	63	50	41	34	60	48	39	33	44	37	31	40	34	29	37	31	27	25
6	58	44	35	29	55	43	34	28	39	32	27	36	30	25	33	27	23	21
7	53	40	31	25	50	38	30	24	35	28	23	32	26	21	29	24	20	18
8	49	36	27	21	46	34	26	21	31	24	20	29	23	18	26	21	17	15
9	45	32	24	18	43	31	23	18	28	21	17	26	20	16	24	19	15	13
10	42	29	21	16	40	28	21	16	26	19	15	24	18	14	22	17	13	11

Zonal Lumen Summary

Zone	Lumens	%Lamp	%Fixture
0-30	391	13.5	14.4
0-40	662	22.8	24.5
0-60	1307	45.1	48.3
0-90	2192	75.6	81.0
90-180	515	17.8	19.0
0-180	2708	93.4	100.0

Candela

Angle	Along II	45°	Across L
0	481	481	481
5	474	478	479
10	448	468	481
15	405	447	479
20	347	421	480
25	278	393	481
30	201	367	474
35	120	332	449
40	44	278	408
45	2	237	368
50	2	213	367
55	2	120	259
60	2	38	144
65	3	2	42
70	0	0	0
75	0	0	0
80	0	0	0
85	0	0	0
90	0	0	0



SNF-232

Electronic Ballast
F032T8 Lamps
2800 Lumens

Spacing criterion:
(II) 1.3 x mounting
height, (L) 1.6 x
mounting height

Efficiency 90.1%

Test Report:

SNF232.IES

LER = FS-77

Yearly Cost of 1000
lumens, 3000 hrs at
.08 KWH = \$3.11

Coefficients of Utilization

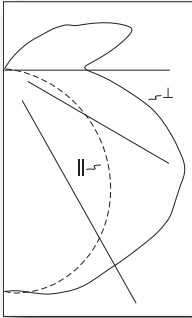
rc	Effective floor cavity reflectance																	
	80%				70%				20%									
rw	70	50	30	10	70	50	30	10	50	30	10	50	30	10	50	30	10	0
RCR																		
0	103	103	103	103	99	99	99	99	90	90	90	83	83	83	76	76	76	72
1	91	86	81	77	87	82	78	74	75	72	68	68	66	63	62	60	58	55
2	82	73	66	60	78	70	64	58	64	59	54	58	54	50	53	50	47	44
3	74	64	55	49	70	61	53	47	55	49	44	51	45	41	46	42	38	35
4	67	56	47	41	64	53	45	39	49	42	37	44	39	35	41	36	32	30
5	62	49	41	34	58	47	39	33	43	37	31	40	34	29	36	31	27	25
6	57	44	36	30	54	42	34	29	39	32	27	36	30	25	33	28	24	22
7	52	40	31	26	50	38	30	25	35	28	24	32	27	22	30	25	21	19
8	49	36	28	23	46	35	27	22	32	25	21	29	24	20	27	22	19	17
9	45	33	25	20	43	32	25	20	29	23	19	27	22	18	25	20	17	15
10	42	30	23	18	40	29	22	18	27	21	17	25	20	16	23	18	15	13

Zonal Lumen Summary

Zone	Lumens	%Lamp	%Fixture
0-30	805	14.4	16.0
0-40	1364	24.4	27.0
0-60	2639	47.1	52.3
0-90	4050	72.3	80.3
90-180	994	17.7	19.7
0-180	5044	90.1	100.0

Candela

Angle	Along II	45°	Across L
0	990	990	990
5	988	989	988
10	975	986	992
15	954	977	989
20	925	959	990
25	885	938	994
30	836	918	996
35	780	896	992
40	717	868	982
45	647	835	957
50	573	797	922
55	495	747	878
60	414	689	829
65	332	628	775
70	248	564	716
75	167	496	643
80	92	413	566
85	30	333	484
90	1	272	421



SNF-228T5-UNV-EBT1
 Electronic Ballast
 F28T5/835 Lamps
 2600 Lumens
 Spacing criterion:
 (II) 1.3 x mounting
 height, (L) 1.5 x
 mounting height
 Efficiency 97.8%
 Test Report: 122P109
 LER = FS-79
 Yearly Cost of 1000
 lumens, 3000 hrs at
 .08 KWH = \$3.03

Coefficients of Utilization

rc	Effective floor cavity reflectance								20%														
	80%				70%				50%				30%				10%				0%		
rw	70	50	30	10	70	50	30	10	50	30	10	50	30	10	50	30	10	50	30	10	0		
RCR																							
0	112	112	112	112	107	107	107	107	98	98	98	89	89	89	81	81	81	78	78	78	78		
1	99	93	88	84	94	89	85	80	81	78	74	74	71	68	67	65	63	59	59	59	59		
2	89	80	72	66	84	76	69	63	69	64	59	63	58	55	57	54	50	47	47	47	47		
3	80	69	60	53	76	66	58	51	60	53	48	55	49	45	50	45	41	38	38	38	38		
4	73	60	51	44	69	58	49	43	53	45	40	48	42	37	44	39	35	32	32	32	32		
5	67	53	44	37	63	51	42	36	47	39	34	43	36	32	39	34	29	27	27	27	27		
6	61	48	38	32	58	46	37	31	42	35	29	38	32	27	35	30	26	23	23	23	23		
7	57	43	34	28	54	41	33	27	38	31	25	35	28	24	32	26	22	20	20	20	20		
8	53	39	30	24	50	37	29	24	34	27	22	32	26	21	29	24	20	18	18	18	18		
9	49	35	27	22	46	34	26	21	32	25	20	29	23	19	27	22	18	16	16	16	16		
10	46	33	25	19	43	31	24	19	29	22	18	27	21	17	25	20	16	14	14	14	14		

Zonal Lumen Summary

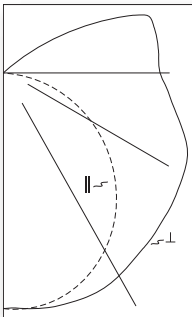
Zone	Lumens	%Lamp	%Fixture
0-30	799	15.4	15.7
0-40	1349	25.9	26.5
0-60	2628	50.5	51.7
0-90	4046	77.8	79.6
90-180	1039	20.0	20.4
0-180	5085	97.8	100.0

Typical VCP Percentages

Room Size (Ft.)	Height Along		Height Across	
	8.5'	10.0'	8.5'	10.0'
20 x 20	18	27	9	16
30 x 30	12	16	5	8
30 x 60	10	13	2	3
60 x 30	10	14	7	10
60 x 60	8	10	3	4

Candela

Angle	Along II	45°	Across L
0	955	955	955
5	963	962	959
10	957	970	981
15	939	973	991
20	911	964	991
25	873	945	976
30	826	915	967
35	771	877	962
40	708	844	961
45	639	812	959
50	566	784	942
55	489	757	913
60	409	714	893
65	326	666	829
70	242	608	745
75	161	513	654
80	88	414	534
85	33	305	433
90	2	223	346



SNF-154T5-UNV-EBT1
 Electronic Ballast
 F54T5/835 Lamps
 4400 Lumens
 Spacing criterion:
 (II) 1.3 x mounting
 height, (L) 1.5 x
 mounting height
 Efficiency 94.6%
 Test Report: 122P112
 LER = FS-67
 Yearly Cost of 1000
 lumens, 3000 hrs at
 .08 KWH = \$3.58

Coefficients of Utilization

rc	Effective floor cavity reflectance								20%														
	80%				70%				50%				30%				10%				0%		
rw	70	50	30	10	70	50	30	10	50	30	10	50	30	10	50	30	10	50	30	10	0		
RCR																							
0	108	108	108	108	103	103	103	103	94	94	94	86	86	86	79	79	79	75	75	75	75		
1	95	89	84	79	90	85	80	76	77	73	70	70	67	64	64	61	59	55	55	55	55		
2	85	76	68	62	80	72	65	59	66	60	55	59	55	51	54	50	47	44	44	44	44		
3	77	65	57	50	73	62	54	48	57	50	45	51	46	41	47	42	38	35	35	35	35		
4	70	57	48	41	66	55	46	40	50	43	37	45	39	35	41	36	32	29	29	29	29		
5	64	51	42	35	60	48	40	34	44	37	32	40	34	29	37	31	27	25	25	25	25		
6	59	45	36	30	56	43	35	29	40	33	27	36	30	25	33	28	24	21	21	21	21		
7	54	41	32	26	51	39	31	25	36	29	24	33	27	22	30	25	21	19	19	19	19		
8	50	37	29	23	48	36	28	22	33	26	21	30	24	20	27	22	19	16	16	16	16		
9	47	34	26	20	45	33	25	20	30	23	19	28	22	18	25	20	17	15	15	15	15		
10	44	31	23	18	42	30	23	18	28	21	17	25	20	16	23	19	15	13	13	13	13		

Zonal Lumen Summary

Zone	Lumens	%Lamp	%Fixture
0-30	631	14.3	15.2
0-40	1062	24.1	25.5
0-60	2041	46.4	49.0
0-90	3304	75.1	79.4
90-180	858	19.5	20.6
0-180	4161	94.6	100.0

Typical VCP Percentages

Room Size (Ft.)	Height Along		Height Across	
	8.5'	10.0'	8.5'	10.0'
20 x 20	23	33	12	20
30 x 30	14	19	6	10
30 x 60	11	15	2	3
60 x 30	11	16	7	12
60 x 60	8	11	2	3

Candela

Angle	Along II	45°	Across L
0	764	764	764
5	768	770	767
10	763	772	774
15	750	767	776
20	728	756	776
25	698	740	771
30	662	721	757
35	619	694	739
40	570	661	725
45	517	626	711
50	461	593	699
55	403	560	686
60	342	530	673
65	280	500	659
70	216	471	631
75	152	434	591
80	90	386	557
85	34	353	532
90	1	328	507



Reflector Ordering Information

SNF

Strip Series
SNF=Narrow

ASY

Reflector Style
ASY=Asymmetric⁽⁶⁾
SYM=Symmetric
SYM12=12" Symmetric⁽³⁾
REV=Reverse Asymmetric⁽⁶⁾

SS

Finish
Blank=White
SS=Specular Steel

4

Length
18=18 Inch⁽¹⁾
2=2 Foot
2T5=2 Foot T5
3=3 Foot
4=4 Foot
4T5=4 Foot T5
8T=8 Foot⁽²⁾
8T5=8 Foot T5

NOTES: ⁽¹⁾ For SNF only. ⁽²⁾ Will ship as (2) 4 ft. reflectors. ⁽³⁾ For SSF only. ⁽⁴⁾ For slimline or T12HO (2 Lamp only). ⁽⁵⁾ For T12 or T8 applications only (no T12 Slimline or T12 HO).

For complete product data, reference the Fluorescent Specification binder. Specifications & dimensions subject to change without notice. Consult your Cooper Lighting Representative for availability and ordering information.

SNF ASY Reflector



WHITE	SPECULAR
SNF-ASY-18IN	SNF-ASY-SS-18IN
SNF-ASY-2	SNF-ASY-SS-2
SNF-ASY-3	SNF-ASY-SS-3
SNF-ASY-4	SNF-ASY-SS-4
SNF-ASY-8T	SNF-ASY-SS-8T-2
SNF-ASY-2T5	SNF-ASY-SS-2T5
SNF-ASY-4T5	SNF-ASY-SS-4T5
SNF-ASY-8T5	SNF-ASY-SS-8T5

SNF REV/ASY Reflector



WHITE	SPECULAR
SNF-REV-2	SNF-REV-SS-2
SNF-REV-3	SNF-REV-SS-3
SNF-REV-4	SNF-REV-SS-4
SNF-REV-8T	SNF-REV-SS-8T
SNF-REV-2T5	SNF-REV-SS-2T5
SNF-REV-4T5	SNF-REV-SS-4T5
SNF-REV-8T5	SNF-REV-SS-8T5

SNF SYM Reflector



WHITE	SPECULAR
SNF-SYM-18IN	SNF-SYM-SS-18IN
SNF-SYM-2	SNF-SYM-SS-2
SNF-SYM-3	SNF-SYM-SS-3
SNF-SYM-4	SNF-SYM-SS-4
SNF-SYM-8T	SNF-SYM-SS-8T



Reflector Ordering Information

SSF

Strip Series
SSF=Standard

ASY

Reflector Style
ASY=Asymmetric⁽⁶⁾
SYM=Symmetric
SYM12=12" Symmetric⁽³⁾
REV=Reverse Asymmetric⁽⁶⁾

SS

Finish
Blank=White
SS=Specular Steel

4

Length
18=18 Inch⁽¹⁾
2=2 Foot
2T5=2 Foot T5
3=3 Foot
4=4 Foot
4T5=4 Foot T5
8T=8 Foot⁽²⁾
8T5=8 Foot T5

NOTES: ⁽¹⁾ For SNF only. ⁽²⁾ Will ship as (2) 4 ft. reflectors. ⁽³⁾ For SSF only. ⁽⁴⁾ For slimline or T12HO (2 Lamp only). ⁽⁵⁾ For T12 or T8 applications only (no T12 Slimline or T12 HO).

For complete product data, reference the Fluorescent Specification binder. Specifications & dimensions subject to change without notice. Consult your Cooper Lighting Representative for availability and ordering information.

SSF ASY Reflector



WHITE	SPECULAR
SSF-ASY-2	SSF-ASY-SS-2
SSF-ASY-3	SSF-ASY-SS-3
SSF-ASY-4	SSF-ASY-SS-4
SSF-ASY-8T	SSF-ASY-SS-8T
SSF-ASY-2T5	SSF-ASY-SS-2T5
SSF-ASY-4T5	SSF-ASY-SS-4T5
SSF-ASY-8T5	SSF-ASY-SS-8T5

SSF REV/ASY Reflector

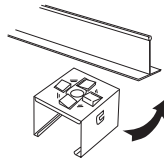
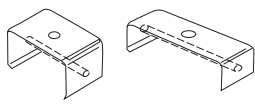

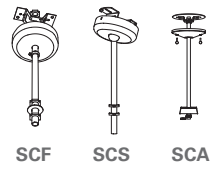



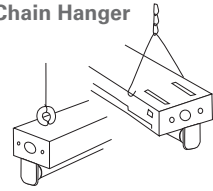
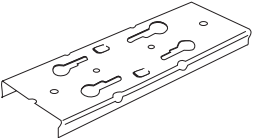


WHITE	SPECULAR
SSF-REV-2	SSF-REV-SS-2
SSF-REV-3	SSF-REV-SS-3
SSF-REV-4	SSF-REV-SS-4
SSF-REV-8T	SSF-REV-SS-8T
SSF-REV-2T5	SSF-REV-SS-2T5
SSF-REV-4T5	SSF-REV-SS-4T5
SSF-REV-8T5	SSF-REV-SS-8T5

SSF SYM Reflector



WHITE	SPECULAR
SSF-SYM-2	SSF-SYM-SS-2
SSF-SYM-2T5	SSF-SYM-SS-2T5
SSF-SYM-3	SSF-SYM-SS-3
SSF-SYM-4	SSF-SYM-SS-4
SSF-SYM-4T5	SSF-SYM-SS-4T5
SSF-SYM-8T	SSF-SYM-SS-8T
SSF-SYM-8TT5	SSF-SYM-SS-28TT5
SSF-SYM-4HO ⁽⁴⁾	SSF-SYM-SS-4HO
SSF-SYM-8HO ⁽⁴⁾	SSF-SYM-SS-8HO
SSF-SYM12-4	SSF-SYM12-SS-4
SSF-SYM12-4HO	SSF-SYM12-SS-4HO
SSF-SYM12-8	SSF-SYM12-SS-4
SSF-SYM12-8HO	SSF-SYM12-SS-8HO

MOUNTING	DESIGNATION	DESCRIPTION									
Gripper Hanger 	GRP-SSF-U (Use with SSF, IAF/ICF) using 11/16" hole provided.	For mounting on T-bar grid. Use two per fixture. Can also be stem mounted or bolted to surface Fixture spacing 1-1/2".									
	GRP-STN-U (Use with STM, DIM)										
	GRP-SNF-U (Use with SNF, not suitable for stem mounted or bolted to surface)										
Tong Hanger 	ATG SSF-4-U (Use with SSF, IAF/ICF)	Heavy Gauge Channel Tong Hanger. Use two per fixture. Fixture spacing 1-1/2".									
	ATG SNF-4-U (Use with SNF)										
Spacer 	A-1-B/Spacer-U (Use with all Strips and Industrials)	Spaces fixture 1-1/2" to 2-1/2" from ceiling									
Suspension Sets/Stem Sets SCF-XX-U - Fixed Stem Set SCS-XX-U - Swivel Stem Set (Deep canopy, 3/8" IPS stem, 5/8" outside diameter) XX= Length 6, 8, 12, 24, 36, 48, 60, 72 SCA-48-U - Adjustable Stem Set (1/4" IPS Stem, 1/2" Outside Diameter). Used with all surface fixtures as stem sets. SCS stems have 45° swivel, one direction. One set consists of one stem assembly. Minimum of two sets required per fixture. NOTE: Coupler, 3/8" IPS Pipe Coupler to join lengths. Coupler is standard baked white enamel or special order of black.		<table border="1"> <thead> <tr> <th>CCF</th> <th>18</th> <th>NPF</th> </tr> </thead> <tbody> <tr> <td> Type of Kit CCA=Adjustable Cable Kit CCF=Fixed Length Cable Kit </td> <td> Length of Cable Fixed Length 12=12" Long 15=15" Long 18=18" Long 21=21" Long 24=24" Long 27=27" Long 48=48" Long Adjustable 120=120" Long </td> <td> Configuration NPF=Non Power Feed PFS=Straight Cord Power PFC=Curly Cord Power Feed </td> </tr> <tr> <td></td> <td></td> <td>  </td> </tr> </tbody> </table>	CCF	18	NPF	Type of Kit CCA=Adjustable Cable Kit CCF=Fixed Length Cable Kit	Length of Cable Fixed Length 12=12" Long 15=15" Long 18=18" Long 21=21" Long 24=24" Long 27=27" Long 48=48" Long Adjustable 120=120" Long	Configuration NPF=Non Power Feed PFS=Straight Cord Power PFC=Curly Cord Power Feed			
CCF	18	NPF									
Type of Kit CCA=Adjustable Cable Kit CCF=Fixed Length Cable Kit	Length of Cable Fixed Length 12=12" Long 15=15" Long 18=18" Long 21=21" Long 24=24" Long 27=27" Long 48=48" Long Adjustable 120=120" Long	Configuration NPF=Non Power Feed PFS=Straight Cord Power PFC=Curly Cord Power Feed									
											
Chain Hanger 	AYC-Chain/Set-U (Use with all strips and industrials except STW)	Sturdy wire hook and 36" chain set. Use two per fixture. One set of two provided									
	Eye Chain Set/3 Ft. (SNF only)	Eye bolt and 36" chain. Use two per fixture. One set of two provided									
Channel Connector 	CLC-SSF-B (LA City Approved) CLC-SSF-EXT-B (External Connector SSF) ⁽¹⁾ CLC-SNF-EXT-B (Long Connector SNF) ⁽¹⁾	Special rigid channel connector designed to give extra support to continuous channel installation (Use with SSF, IAF/ICF). Provision for hanging device.									

NOTES: ⁽¹⁾Not recommended with wire guard. Specifications & dimensions subject to change without notice. Consult your Cooper Lighting Representative for availability and ordering information.

Items listed are the major accessories available on Metalux Recessed (Parabolic and Recessed) and Surface Fixtures. Additional options and accessories are available. Consult Pre-Sales Technical Support for additional information.

Cooper Lighting, LLC.

Customer First Center
1121 Highway 74 South
Peachtree City, GA 30269

P: 770-486-4800
F: 770-486-4801

www.cooperlighting.com

International Sales, USA

Cooper Lighting, LLC.
1121 Highway 74 South
Peachtree City, GA 30269

P: 770-486-4800
F: 770-486-4801

Canada

Cooper Lighting, LLC.
5925 McLaughlin Road
Mississauga, Ontario L5R 1B8

P: 905-507-4000
F: 905-568-7049

The Cooper Lighting Family

Halo
Metalux
Lumark
Sure-Lites
Neo-Ray
Corelite
Portfolio
Iris
Shaper
io
Lumière
Invue
McGraw-Edison
Streetworks
Fail-Safe
PDS
MWS
RSA
Ametrix

Domestic Facilities

Cranbury, New Jersey
Elk Grove Village, Illinois
Irving, Texas
Ontario, California
Peachtree City, Georgia

Canadian Facility

Calgary, Alberta T2E 7V9
Mississauga, Ontario L5R 1B8

Cooper Lighting and Metalux are valuable trademark of Cooper Industries in the United States and other countries.
You are not permitted to use the Cooper Trademarks without the prior written consent of Cooper Industries.

Cooper Industries, Ltd.
600 Travis, Ste. 6800
Houston, TX 77002-1001
P: 713-209-8400
www.cooperindustries.com