



Wire Connectors

Innovation with a Purpose.



Wire Connector Brochure

VISION. PERFORMANCE. SERVICE.

SINCE 1916

IDEAL Connectors
are available in:



Box: For smaller jobs.



Store 'N Pour™ Jar:
Easy-pour design keeps connectors clean
and your shelf organised.



Connector Kits: These re-usable divider boxes contain
a selection of our most popular wiring connectors.



Barrel: For really big jobs
when you can't afford to run
out of connectors.

CONTENTS:

IDEAL Wire Connectors

Twister® PRO	2
Twister®	3
WeatherProof™	4
In-Sure™ Push-In	5
SpliceLine™	6
RJ11/RJ45 Modular Plugs	7
IDC (Jelly Beans)	7
Push-On F-Type	8
Compression F-Type	8
Compression BNC & RCA	9
Ordering Guide	10

Our comprehensive range contains the connectors you need for an easier, more efficient job. That's why day in and day out, professionals like you are choosing

IDEAL. THE BRAND ELECTRICIANS TRUST.

IDEAL connectors provide safe, dependable solutions for every wiring application.

Designed to exacting European safety standards and fully compliant with UK Wiring Regulations, IDEAL manufactures a connector that's right for every job.


For over 95 years, IDEAL INDUSTRIES has been supplying quality electrical products to professional installers around the world.



IDEAL[®]
Wire Connectors

For ultimate comfort and optimum wire range

When you've got an installation where you'll be making connections all day, the Twister® PRO is the connector you want. The SureGrip™ design ensures improved torque while the comfortable swept wings ease hand fatigue. You'll feel the difference immediately.



Patented SureGrip™ overmoulding provides improved leverage and more torque

Better grip and more leverage for faster connections

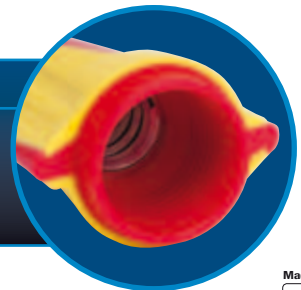
Accepts solid and stranded wires

Exceptional wire range and capacity; up to max. 4 x 4.0mm²

Twister
PRO

FAST FACT:

A patented square wire spring bites on the first 360° turn ensuring a secure connection that will not relax over time.



Min. 3 x 0.5mm²
Max. 4 x 4.0 mm²

BS 7671:2008 (17th Edition) Compliant



Twister® PRO
WIRE CONNECTORS



Cu/Cu Only



Twister® PRO Wire Connector:

Ratings & Wire Size Combinations				0.5 mm ²		1.0 mm ²		1.5 mm ²		2.5 mm ²		4.0 mm ²	
Model	Colour	Strip Length	Rating	Min	Max	Min	Max	Min	Max	Min	Max	Min	Max
344	Red/Yellow	13 mm	32A/600V	3	10	2	9	2	8	1	6	1	4

	Twister® PRO
Standard	BS EN 60998-1:2004 BS EN 60998-2-4:2005

The No. 1 wiring connector

The Twister® easily handles the most common wiring tasks. A patented, expanding square-wire spring always ensures a quick, safe connection.

A cost-effective solution, the Model 341 Twister® connector accepts both stranded and solid wire from 0.5mm² up to 6.0mm² allowing one connector to do the job traditionally done by separate 5A, 15A and 30A terminal blocks.

105°C flame retardancy rating to UL 94V-2

Durable polypropylene shell expands for progressive tightening, a feature that ensures dependable connections

Swept-wing design for improved comfort


Accepts solid and stranded wires



Twister®

FAST FACT:

The small profile of the Model 340 Twister® means it easily fits inside standard connector enclosures.




Min. 3 x 2.5 mm²
Max. 2 x 10.0 mm²

Min. 3 x 0.5 mm²
Max. 2 x 6.0 mm²

Min. 2 x 0.5 mm²
Max. 2 x 4.0 mm²



BS 7671:2008 (17th Edition) Compliant



Twister® Wire Connectors:

Ratings & Wire Size Combinations				0.5 mm ²		1.0 mm ²		1.5 mm ²		2.5 mm ²		4.0 mm ²		6.0 mm ²		10.0 mm ²	
Model	Colour	Strip Length	Rating	Min	Max	Min	Max	Min	Max	Min	Max	Min	Max	Min	Max	Min	Max
340	Lt. Blue	10 mm	32A/450V	2	8	1	5	1	4	1	3	1	2	n/a	n/a	n/a	n/a
341	Tan	13 mm	41A/600V	3	6	2	6	2	6	1	5	1	3	1	2	n/a	n/a
342	Grey	16 mm	57A/600V	n/a	n/a	n/a	n/a	n/a	n/a	3	8	2	6	2	4	1	2

Standard	Twister®
	BS EN 60998-1:2004 BS EN 60998-2-4:2005

Twister®
WIRE CONNECTORS

Connected and protected

Designed specifically for above ground, interior/exterior connections exposed to damp/wet and corrosive environments. WeatherProof™ connectors are pre-filled with a non-hardening, silicone-based sealant that protects against moisture and corrosion.



Easy to apply, pre-filled twist-on wire connectors



Swept wing design is built for comfort and efficiency

UL Listed to 486D/IP55 for use in damp or wet above-ground locations

WeatherProof™

FAST FACT:

The silicone-based sealant protects electrical connections, eliminating the need for heat-shrink or water-proof enclosures in many applications.



BS 7671:2008 (17th Edition) Compliant



WeatherProof™
WIRE CONNECTORS

Ratings & Wire Size Combinations

Model	Colour	Strip Length	Rating	1.5 mm ²		2.5 mm ²		4.0 mm ²	
				Min	Max	Min	Max	Min	Max
61	Blue/Orange	10 mm	24A/450V (IP55)	1	2	1	2	n/a	n/a
62	Blue/Red	16 mm	32A/450V (IP55)	2	6	1	5	1	4
63	Blue/Dr. Blue	16 mm	32A/450V (IP55)	n/a	n/a	3	6	2	6

Standard	WeatherProof™
	BS EN 60998-1:2004
	BS EN 60998-2-4:2005




Cu/Cu Only



Strip, Push, Connect. The fastest way to make a connection

The In-Sure™ Push-In wire connector can reduce installation time by up to 50% compared to more traditional connection methods such as terminal blocks. Classified as "Maintenance Free", In-Sure™ connectors are the perfect replacement for crimped splices. The fastest, easiest, push-in connector on the market.



Clear shell allows visual inspection of the connection

Check port for continuity testing


Push-in design reduces repetitive motion fatigue

2 to 8 wire connections for 0.75mm² - 4.0mm² solid and 1.5mm² - 2.5mm² stranded conductors


In-Sure™

FAST FACT:

The In-Sure™ Push-In has a low insertion force for fast, easy connections. Great for junction boxes.



BS 7671:2008 (17th Edition) Compliant



Cu/Cu Only



In-Sure™ Models 32, 33, 34:

Standard	BS EN 60998-1 BS EN 60998-2-2
Amperage / Voltage	32A / 450V
Wire Range Solid	0.75mm ² -4.0mm ²
Wire Range Stranded	1.5mm ² -2.5mm ² *

* Stranded wire is limited to semi-rigid i.e. ≤ 7 strands

In-Sure™ Model 87, 88 & 90:

Standard	BS EN 60998-1 BS EN 60998-2-2
Amperage / Voltage	24A / 450V
Wire Range Solid	0.75mm ² -4.0mm ²
Wire Range Stranded	1.5mm ² -2.5mm ² *

* Stranded wire is limited to semi-rigid i.e. ≤ 7 strands

In-Sure™ Push-In
WIRE CONNECTORS

A great alternative to the butt-splice

The SpliceLine™ in-line wire connector provides a crimp-free, solderless butt-splice. Classified as "Maintenance Free" as per BS 7671:2008, the two-port model accepts up to 2.5mm² wire, allowing one connector to do the job of multiple butt-splices. Its end-to-end connection is also a great solution for pre-fab operations.

Transparent polycarbonate shell allows for visual inspection of connection

Slim design easily fits through holes in metal back boxes

Check port for continuity testing

SpliceLine™ IN-LINE WIRE CONNECTORS

FAST FACT:

Perfect for lengthening short wires, the SpliceLine™ is 2X faster than traditional butt-splices.



42
2-Port

BS 7671:2008 (17th Edition) Compliant



SpliceLine™ Model 42:

Standard	BS EN 60998-1 BS EN 60998-2-2
Amperage / Voltage	24A / 450V
Wire Range Solid	0.5mm ² -2.5mm ²

Available
Winter
2011



Cu/Cu Only



Maximum performance for data and telecom networks


Designed for low voltage telecommunications cables, IDC connectors (Jelly Beans) provide a simple, economical and reliable means of joining solid copper wires. They do not require the insulation to be stripped, making the connection quick and easy.

IDEAL's range of RJ-11 and RJ-45 modular plugs can be used with your choice of cabling and are capable of supporting the latest ISO and EIA/TIA cable system performance categories. Compatible with standard crimp tools all plugs work with 0.2mm² (24 AWG) solid or stranded conductors and round or flat cables.

CAT 6 / ISO Class E RJ-45 Modular Plugs complete the line and are designed for high speed applications. The unique 3-piece design features wire management components to maintain the cable integrity, helping to ensure optimal performance and easy installation.


Insulation Displacement Connectors (IDC)

Moisture-resistant sealant protects wires from corrosion. Use with solid copper single-conductor wire



CAT 6 RJ-45 Modular Plugs

Crimps with a standard RJ-45 crimp die. 50 micron gold contacts, 8-position, 8-contact. Suitable for solid or stranded conductors – 0.26mm² – 0.33mm²



IDC

FAST FACT:

Jelly Beans are perfect for extending domestic and commercial telephone wiring.



8-position
8 contact,
RJ45




6-position
4 contact,
RJ11



UY-1, 2-Wire
Butt Splice



UB-1, 2-Wire
Tap Splice



UR-1, 3-Wire
Tap Splice

Data & Telco
PLUGS & CONNECTORS

Satellite and CATV drops made easy

Compression F-Connectors are replacing crimp and screw-on style connectors thanks to their ease of installation and superior performance. The OmniCONN™ range features an o-ring that provides a watertight seal for outdoor applications. IDEAL also has a full range of compression tools that work with these and most other brands of compression connector.



OmniCONN™ F-Connectors
Free spinning hex nut for ease of installation onto all 11mm (7/16) ports, 75 ohm nominal impedance and two-piece pre-assembled connectors



Push-On F-Connector, RG6 & RG-59
No terminator tool required. All brass nickel-plated construction. Knurled nut for superior grip and designed for indoor use

Push-On

FAST FACT:

Push-On F-Connectors provide secure connections without the need for any tool.



F - Connector for RG-6 Reg/Tri/Quad

F - Connector for RG-59 Reg/Tri/Quad

F - Connector for RG-11

F - Connector for RG-6

F - Connector for Quad

Compression connectors for audio and RF applications

BNC are a type of RF connector commonly applied to coaxial cable. Often used on CCTV equipment, test instruments and other radio-frequency electronic equipment, these compression style connectors have a moisture inhibiting design.

Commonly referred to as “phono” connectors, RCA connectors are used for carrying audio and video signals. These connectors are a must for installers of home cinema and high fidelity audio systems.

RCA

FAST FACT:

Easy-to-use connectors suited to the domestic and commercial home-cinema installation market.



BNC Connectors

Nickel-plated brass construction for superior corrosion resistance. 75 Ohm nominal impedance and gold-plated pin contact area



RCA Connectors

Bandwidth up to 3 GHZ. Constructed of nickel-plated brass with gold-plated head. 75 ohm nominal impedance



BNC - Connector for RG-6



BNC - Connector for RG-59



RCA - Connector for RG-6







RCA - Connector for RG-59







BNC & RCA
CONNECTORS

Electrical Connector Ordering Guide





Twister® Wire Connectors

Model	Qty.	Cat. No.
 340® Lt. Blue	Box of 100	30-340
	Jar of 500	30-640J
 341® Tan	Box of 100	30-341
	Jar of 400	30-441J
 342® Grey	Box of 50	30-342
 344® Red/Yellow	Box of 50	30-144
	Jar of 250	30-244J
	Jar of 500	30-644J




In-Sure™ Push-In Wire Connectors

Model	Port	Qty.	Cat. No.
 32 Red	2-port	Box of 100	30-1032
 33 Orange	3-port	Box of 100	30-1033
 34 Yellow	4-port	Box of 100	30-1034
 87 Grey	5-port	Box of 50	30-087
 88 Blue	6-port	Box of 50	30-088
 90 Black	8-port	Box of 50	30-090


Connector Kits

Model	Description	Qty.	Cat. No.
 Twister® & WeatherProof™ Connector Premium Kit	40 x Model 340® 40 x Model 341® 25 x Model 342® 25 x Model 344® 20 x Model 61 12 x Model 62 12 x Model 63	30-5000EU	
 Twister® Connector Starter Kit	30 x Model 340® 30 x Model 341® 15 x Model 344® 15 x Model 62	30-5001EU	
 In-Sure™ Push-In Connector Premium Kit	50 x Model 32 50 x Model 33 50 x Model 34 40 x Model 87 20 x Model 88 15 x Model 90 30 x Model 341® (FOC)	30-5020EU	
 In-Sure™ Push-In Connector Starter Kit	30 x Model 32 30 x Model 33 30 x Model 34 20 x Model 88	30-5021EU	

WeatherProof™ Wire Connectors

Model	Qty.	Cat. No.
 61 Blue/Orange	Card of 25	30-161
	Box of 100	30-261
 62 Blue/Red	Card of 20	30-162
	Box of 100	30-262
 63 Blue/Dk. Blue	Card of 15	30-163
	Box of 100	30-263

SpliceLine™ Wire Connectors

Description	Qty.	Cat. No.
 42 Orange	Box of 100	30-1042











UK Distribution Centre, Warrington

In 1992, IDEAL INDUSTRIES INC. established it's first subsidiary outside of North America in the UK.

Focused on providing outstanding customer service we continue to serve our customers from a state-of-the-art distribution centre in Warrington.


Data/Telco Connector Ordering Guide

Compression Coax Connectors




Model	Type	Cable Type	Qty.	Cat. No.
	F	RG-6 / Reg/Tri/Quad	Card of 10	92-651
			Jar of 50	92-650
	F	RG-59 / Reg/Tri/Quad	Jar of 50	92-610
	F	RG-6	Jar of 50	89-044
	F	Quad	Jar of 50	89-045
	BNC	RG-6	Card of 15	89-048
	BNC	RG-59	Card of 15	89-047
	RCA*	RG-6	Card of 10	89-582
	RCA*	RG-59	Card of 10	89-572

*RCA Connectors include an assortment of colour ID bands.


Push-On F-Connectors, RG-6 & RG-59

Model	Type	Cable Type	Qty.	Cat. No.
	F	RG-6	Card of 4	85-065
		RG-59	Card of 4	85-067

Insulation Displacement Connectors (IDC)

Model	Description	Qty.	Cat. No.
	UR-1, 3-Wire Butt Splice IDC	25	85-925
	UR-1, 3-Wire Butt Splice IDC	100	86-925
	UR-1, 3-Wire Butt Splice IDC	1,000	87-925
	UY-1, 2-Wire Butt Splice IDC	25	85-950
	UB-1, 2-Wire Tap Splice IDC	25	85-900

Modular Plugs



Model	Description	Qty.	Cat. No.
	8-Position 8-Contact, RJ-45	25	85-346
	6-Position 6-Contact, RJ-11	25	85-345
	6-Position 4-Contact, RJ-11	25	85-344

All products are available from your local electrical wholesaler.

Alternatively please contact IDEAL on
01925 44 44 46
or via email:

uksales@idealnwd.com

CAT 6 /ISO Class E RJ-45 Modular Plugs

Model	Description	Qty.	Cat. No.
	CAT 6/ISO Class E RJ-45 Modular Plugs	25	85-366
	Strain Relief Boots for Modular Plugs	25	85-380

Also from IDEAL INDUSTRIES.....

IDEAL INDUSTRIES NETWORKS

IDEAL INDUSTRIES NETWORKS provides test solutions for LAN cable installers, network technicians, IT managers, Telecoms operators and service providers. The range includes copper cable testers, Cat 5 to Cat7A cable certifiers, OTDRs, 1 GbE testers, xDSL testers, network troubleshooting tools and more.

For more information on our Networks range please visit www.idealnwd.co.uk



For more information about IDEAL INDUSTRIES in Europe

IDEAL INDUSTRIES LIMITED

Unit 3, Europa Court, Europa Boulevard,
Westbrook, Warrington, Cheshire, WA5 7TN,
United Kingdom

Tel: +44 (0)1925 444446

Fax: +44 (0)1925 445501

Email: uksales@idealnwd.com

www.idealnwd.co.uk

IDEAL INDUSTRIES GmbH

Gutenbergstrasse 10,
D - 85737 Ismaning, Germany

Tel: +49 (0) 89 99686 0

Fax: +49 (0) 89 99686 111

Email: germanysales@idealnwd.com

www.idealnwd.de

IDEAL INDUSTRIES SAS

Route de Gisy, ZA Burospace - Bât 7,
F - 91571 BIEVRES CEDEX, France

Tel: +33 (0)1 69 35 54 70

Fax: +33 (0)1 60 19 00 48

Email: francesales@idealnwd.com

www.idealnwd.fr

IDEAL INDUSTRIES ELECTRICAL

Over 6,000 items make up the IDEAL family of products including some whose names have become synonymous with their function.

Twister® & In-Sure™ Wire Connectors, Yellow 77® Wire Pulling Lubricant, SureTest® Electrical Testers and T® - Stripper Wire Strippers are products which have found their way into the tool bags of electrical and networking professionals and solidified the IDEAL reputation as a manufacturer of innovative and trustworthy products.

Every IDEAL product is covered by a comprehensive worldwide warranty.



For additional information on the entire range of IDEAL Wire Connectors or to request a full line catalogue, visit www.idealindustries.co.uk

Alternatively you can contact us on **+44 (0)1925 44 44 46** or via email: uksales@idealnwd.com



Wire Connectors



Wire Connectors



For complete sales office contact information, visit us at:

www.idealindustries.co.uk

IDEAL INDUSTRIES LTD.

Unit 3, Europa Court, Europa Boulevard, Westbrook, Warrington, WA5 7TN, UK
Tel.: +44 (0)1925 44 44 46 • Fax: +44 (0)1925 44 55 01 • UKsales@idealnwd.com

09/11
Form No. P-2873UK
Printed in UK
©2011 IDEAL INDUSTRIES, INC.



Wire Connectors

Innovation with a Purpose.



Wire Connector Brochure

VISION. PERFORMANCE. SERVICE.

SINCE 1916

IDEAL Connectors
are available in:



Box: For smaller jobs.



Store 'N Pour™ Jar:
Easy-pour design keeps connectors clean
and your shelf organised.



Connector Kits: These re-usable divider boxes contain
a selection of our most popular wiring connectors.



Barrel: For really big jobs
when you can't afford to run
out of connectors.

CONTENTS:

IDEAL Wire Connectors

Twister® PRO	2
Twister®	3
WeatherProof™	4
In-Sure™ Push-In	5
SpliceLine™	6
RJ11/RJ45 Modular Plugs	7
IDC (Jelly Beans)	7
Push-On F-Type	8
Compression F-Type	8
Compression BNC & RCA	9
Ordering Guide	10

Our comprehensive range contains the connectors you need for an easier, more efficient job. That's why day in and day out, professionals like you are choosing

IDEAL. THE BRAND ELECTRICIANS TRUST.

IDEAL connectors provide safe, dependable solutions for every wiring application.

Designed to exacting European safety standards and fully compliant with UK Wiring Regulations, IDEAL manufactures a connector that's right for every job.


For over 95 years, IDEAL INDUSTRIES has been supplying quality electrical products to professional installers around the world.



IDEAL[®]
Wire Connectors

For ultimate comfort and optimum wire range

When you've got an installation where you'll be making connections all day, the Twister® PRO is the connector you want. The SureGrip™ design ensures improved torque while the comfortable swept wings ease hand fatigue. You'll feel the difference immediately.



Patented SureGrip™ overmoulding provides improved leverage and more torque

Better grip and more leverage for faster connections

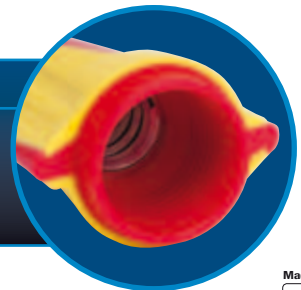
Accepts solid and stranded wires

Exceptional wire range and capacity; up to max. 4 x 4.0mm²

Twister® PRO

FAST FACT:

A patented square wire spring bites on the first 360° turn ensuring a secure connection that will not relax over time.



Min. 3 x 0.5mm²
Max. 4 x 4.0 mm²

BS 7671:2008 (17th Edition) Compliant



Twister® PRO
WIRE CONNECTORS



Cu/Cu Only



Twister® PRO Wire Connector:

Ratings & Wire Size Combinations				0.5 mm ²		1.0 mm ²		1.5 mm ²		2.5 mm ²		4.0 mm ²	
Model	Colour	Strip Length	Rating	Min	Max	Min	Max	Min	Max	Min	Max	Min	Max
344	Red/Yellow	13 mm	32A/600V	3	10	2	9	2	8	1	6	1	4

	Twister® PRO
Standard	BS EN 60998-1:2004 BS EN 60998-2-4:2005

The No. 1 wiring connector

The Twister® easily handles the most common wiring tasks. A patented, expanding square-wire spring always ensures a quick, safe connection.

A cost-effective solution, the Model 341 Twister® connector accepts both stranded and solid wire from 0.5mm² up to 6.0mm² allowing one connector to do the job traditionally done by separate 5A, 15A and 30A terminal blocks.

105°C flame retardancy rating to UL 94V-2

Durable polypropylene shell expands for progressive tightening, a feature that ensures dependable connections

Swept-wing design for improved comfort


Accepts solid and stranded wires



Twister®

FAST FACT:

The small profile of the Model 340 Twister® means it easily fits inside standard connector enclosures.




Min. 3 x 2.5 mm²
Max. 2 x 10.0 mm²

Min. 3 x 0.5 mm²
Max. 2 x 6.0 mm²

Min. 2 x 0.5 mm²
Max. 2 x 4.0 mm²



BS 7671:2008 (17th Edition) Compliant



Twister® Wire Connectors:

Ratings & Wire Size Combinations				0.5 mm ²		1.0 mm ²		1.5 mm ²		2.5 mm ²		4.0 mm ²		6.0 mm ²		10.0 mm ²	
Model	Colour	Strip Length	Rating	Min	Max	Min	Max	Min	Max	Min	Max	Min	Max	Min	Max	Min	Max
340	Lt. Blue	10 mm	32A/450V	2	8	1	5	1	4	1	3	1	2	n/a	n/a	n/a	n/a
341	Tan	13 mm	41A/600V	3	6	2	6	2	6	1	5	1	3	1	2	n/a	n/a
342	Grey	16 mm	57A/600V	n/a	n/a	n/a	n/a	n/a	n/a	3	8	2	6	2	4	1	2

Standard	Twister®
	BS EN 60998-1:2004 BS EN 60998-2-4:2005

Twister®
WIRE CONNECTORS

Connected and protected

Designed specifically for above ground, interior/exterior connections exposed to damp/wet and corrosive environments. WeatherProof™ connectors are pre-filled with a non-hardening, silicone-based sealant that protects against moisture and corrosion.



Easy to apply, pre-filled twist-on wire connectors



Swept wing design is built for comfort and efficiency

UL Listed to 486D/IP55 for use in damp or wet above-ground locations

WeatherProof™

FAST FACT:

The silicone-based sealant protects electrical connections, eliminating the need for heat-shrink or water-proof enclosures in many applications.



BS 7671:2008 (17th Edition) Compliant



WeatherProof™
WIRE CONNECTORS

Ratings & Wire Size Combinations

Model	Colour	Strip Length	Rating	1.5 mm ²		2.5 mm ²		4.0 mm ²	
				Min	Max	Min	Max	Min	Max
61	Blue/Orange	10 mm	24A/450V (IP55)	1	2	1	2	n/a	n/a
62	Blue/Red	16 mm	32A/450V (IP55)	2	6	1	5	1	4
63	Blue/Dr. Blue	16 mm	32A/450V (IP55)	n/a	n/a	3	6	2	6

Standard	WeatherProof™
	BS EN 60998-1:2004
	BS EN 60998-2-4:2005




Cu/Cu Only



Strip, Push, Connect. The fastest way to make a connection

The In-Sure™ Push-In wire connector can reduce installation time by up to 50% compared to more traditional connection methods such as terminal blocks. Classified as "Maintenance Free", In-Sure™ connectors are the perfect replacement for crimped splices. The fastest, easiest, push-in connector on the market.



Clear shell allows visual inspection of the connection

Check port for continuity testing


Push-in design reduces repetitive motion fatigue

2 to 8 wire connections for 0.75mm² - 4.0mm² solid and 1.5mm² - 2.5mm² stranded conductors


In-Sure™

FAST FACT:

The In-Sure™ Push-In has a low insertion force for fast, easy connections. Great for junction boxes.



BS 7671:2008 (17th Edition) Compliant



32
2-Port

33
3-Port

34
4-Port

87
5-Port

88
6-Port

90
8-Port



Cu/Cu Only



In-Sure™ Models 32, 33, 34:

Standard	BS EN 60998-1 BS EN 60998-2-2
Amperage / Voltage	32A / 450V
Wire Range Solid	0.75mm ² -4.0mm ²
Wire Range Stranded	1.5mm ² -2.5mm ² *

* Stranded wire is limited to semi-rigid i.e. ≤ 7 strands

In-Sure™ Model 87, 88 & 90:

Standard	BS EN 60998-1 BS EN 60998-2-2
Amperage / Voltage	24A / 450V
Wire Range Solid	0.75mm ² -4.0mm ²
Wire Range Stranded	1.5mm ² -2.5mm ² *

* Stranded wire is limited to semi-rigid i.e. ≤ 7 strands

In-Sure™ Push-In
WIRE CONNECTORS

A great alternative to the butt-splice

The SpliceLine™ in-line wire connector provides a crimp-free, solderless butt-splice. Classified as "Maintenance Free" as per BS 7671:2008, the two-port model accepts up to 2.5mm² wire, allowing one connector to do the job of multiple butt-splices. Its end-to-end connection is also a great solution for pre-fab operations.

Transparent polycarbonate shell allows for visual inspection of connection

Slim design easily fits through holes in metal back boxes

Check port for continuity testing

SpliceLine™ IN-LINE WIRE CONNECTORS

FAST FACT:

Perfect for lengthening short wires, the SpliceLine™ is 2X faster than traditional butt-splices.



42
2-Port

BS 7671:2008 (17th Edition) Compliant



SpliceLine™ Model 42:

Standard	BS EN 60998-1 BS EN 60998-2-2
Amperage / Voltage	24A / 450V
Wire Range Solid	0.5mm ² -2.5mm ²

Available
Winter
2011



Cu/Cu
Only



Maximum performance for data and telecom networks


Designed for low voltage telecommunications cables, IDC connectors (Jelly Beans) provide a simple, economical and reliable means of jointing solid copper wires. They do not require the insulation to be stripped, making the connection quick and easy.

IDEAL's range of RJ-11 and RJ-45 modular plugs can be used with your choice of cabling and are capable of supporting the latest ISO and EIA/TIA cable system performance categories. Compatible with standard crimp tools all plugs work with 0.2mm² (24 AWG) solid or stranded conductors and round or flat cables.

CAT 6 / ISO Class E RJ-45 Modular Plugs complete the line and are designed for high speed applications. The unique 3-piece design features wire management components to maintain the cable integrity, helping to ensure optimal performance and easy installation.


Insulation Displacement Connectors (IDC)

Moisture-resistant sealant protects wires from corrosion. Use with solid copper single-conductor wire



CAT 6 RJ-45 Modular Plugs

Crimps with a standard RJ-45 crimp die. 50 micron gold contacts, 8-position, 8-contact. Suitable for solid or stranded conductors – 0.26mm² – 0.33mm²



IDC

FAST FACT:

Jelly Beans are perfect for extending domestic and commercial telephone wiring.



8-position
8 contact,
RJ45




6-position
4 contact,
RJ11



UY-I, 2-Wire
Butt Splice



UB-I, 2-Wire
Tap Splice



UR-I, 3-Wire
Tap Splice

Data & Telco
PLUGS & CONNECTORS

Satellite and CATV drops made easy

Compression F-Connectors are replacing crimp and screw-on style connectors thanks to their ease of installation and superior performance. The OmniCONN™ range features an o-ring that provides a watertight seal for outdoor applications. IDEAL also has a full range of compression tools that work with these and most other brands of compression connector.



OmniCONN™ F-Connectors
Free spinning hex nut for ease of installation onto all 11mm (7/16) ports, 75 ohm nominal impedance and two-piece pre-assembled connectors



Push-On F-Connector, RG6 & RG-59
No terminator tool required. All brass nickel-plated construction. Knurled nut for superior grip and designed for indoor use

Push-On

FAST FACT:

Push-On F-Connectors provide secure connections without the need for any tool.



F - Connector for RG-6 Reg/Tri/Quad

F - Connector for RG-59 Reg/Tri/Quad

F - Connector for RG-11

F - Connector for RG-6

F - Connector for Quad

Compression connectors for audio and RF applications

BNC are a type of RF connector commonly applied to coaxial cable. Often used on CCTV equipment, test instruments and other radio-frequency electronic equipment, these compression style connectors have a moisture inhibiting design.

Commonly referred to as “phono” connectors, RCA connectors are used for carrying audio and video signals. These connectors are a must for installers of home cinema and high fidelity audio systems.

RCA

FAST FACT:

Easy-to-use connectors suited to the domestic and commercial home-cinema installation market.



BNC Connectors

Nickel-plated brass construction for superior corrosion resistance. 75 Ohm nominal impedance and gold-plated pin contact area



RCA Connectors


Bandwidth up to 3 GHz. Constructed of nickel-plated brass with gold-plated head. 75 ohm nominal impedance



BNC - Connector for RG-6



BNC - Connector for RG-59



RCA - Connector for RG-6







RCA - Connector for RG-59







BNC & RCA
CONNECTORS

Electrical Connector Ordering Guide





Twister® Wire Connectors

Model	Qty.	Cat. No.
 340® Lt. Blue	Box of 100	30-340
	Jar of 500	30-640J
 341® Tan	Box of 100	30-341
	Jar of 400	30-441J
 342® Grey	Box of 50	30-342
 344® Red/Yellow	Box of 50	30-144
	Jar of 250	30-244J
	Jar of 500	30-644J




In-Sure™ Push-In Wire Connectors

Model	Port	Qty.	Cat. No.
 32 Red	2-port	Box of 100	30-1032
 33 Orange	3-port	Box of 100	30-1033
 34 Yellow	4-port	Box of 100	30-1034
 87 Grey	5-port	Box of 50	30-087
 88 Blue	6-port	Box of 50	30-088
 90 Black	8-port	Box of 50	30-090


Connector Kits

Model	Description	Qty.	Cat. No.
 Twister® & WeatherProof™ Connector Premium Kit	40 x Model 340® 40 x Model 341® 25 x Model 342® 25 x Model 344® 20 x Model 61 12 x Model 62 12 x Model 63	30-5000EU	
 Twister® Connector Starter Kit	30 x Model 340® 30 x Model 341® 15 x Model 344® 15 x Model 62	30-5001EU	
 In-Sure™ Push-In Connector Premium Kit	50 x Model 32 50 x Model 33 50 x Model 34 40 x Model 87 20 x Model 88 15 x Model 90 30 x Model 341® (FOC)	30-5020EU	
 In-Sure™ Push-In Connector Starter Kit	30 x Model 32 30 x Model 33 30 x Model 34 20 x Model 88	30-5021EU	

WeatherProof™ Wire Connectors

Model	Qty.	Cat. No.
 61 Blue/Orange	Card of 25	30-161
	Box of 100	30-261
 62 Blue/Red	Card of 20	30-162
	Box of 100	30-262
 63 Blue/Dk. Blue	Card of 15	30-163
	Box of 100	30-263

SpliceLine™ Wire Connectors

Description	Qty.	Cat. No.
 42 Orange	Box of 100	30-1042











UK Distribution Centre, Warrington

In 1992, IDEAL INDUSTRIES INC. established it's first subsidiary outside of North America in the UK.

Focused on providing outstanding customer service we continue to serve our customers from a state-of-the-art distribution centre in Warrington.


Data/Telco Connector Ordering Guide

Compression Coax Connectors




Model	Type	Cable Type	Qty.	Cat. No.
	F	RG-6 / Reg/Tri/Quad	Card of 10	92-651
			Jar of 50	92-650
	F	RG-59 / Reg/Tri/Quad	Jar of 50	92-610
	F	RG-6	Jar of 50	89-044
	F	Quad	Jar of 50	89-045
	BNC	RG-6	Card of 15	89-048
	BNC	RG-59	Card of 15	89-047
	RCA*	RG-6	Card of 10	89-582
	RCA*	RG-59	Card of 10	89-572

*RCA Connectors include an assortment of colour ID bands.


Push-On F-Connectors, RG-6 & RG-59

Model	Type	Cable Type	Qty.	Cat. No.
	F	RG-6	Card of 4	85-065
		RG-59	Card of 4	85-067

Insulation Displacement Connectors (IDC)

Model	Description	Qty.	Cat. No.
	UR-1, 3-Wire Butt Splice IDC	25	85-925
	UR-1, 3-Wire Butt Splice IDC	100	86-925
	UR-1, 3-Wire Butt Splice IDC	1,000	87-925
	UY-1, 2-Wire Butt Splice IDC	25	85-950
	UB-1, 2-Wire Tap Splice IDC	25	85-900

Modular Plugs



Model	Description	Qty.	Cat. No.
	8-Position 8-Contact, RJ-45	25	85-346
	6-Position 6-Contact, RJ-11	25	85-345
	6-Position 4-Contact, RJ-11	25	85-344

All products are available from your local electrical wholesaler.

Alternatively please contact IDEAL on
01925 44 44 46
or via email:

uksales@idealnwd.com

CAT 6 /ISO Class E RJ-45 Modular Plugs

Model	Description	Qty.	Cat. No.
	CAT 6/ISO Class E RJ-45 Modular Plugs	25	85-366
	Strain Relief Boots for Modular Plugs	25	85-380

Also from IDEAL INDUSTRIES.....

IDEAL INDUSTRIES NETWORKS

IDEAL INDUSTRIES NETWORKS provides test solutions for LAN cable installers, network technicians, IT managers, Telecoms operators and service providers. The range includes copper cable testers, Cat 5 to Cat7A cable certifiers, OTDRs, 1 GbE testers, xDSL testers, network troubleshooting tools and more.

For more information on our Networks range please visit www.idealnwd.co.uk



For more information about IDEAL INDUSTRIES in Europe

IDEAL INDUSTRIES LIMITED

Unit 3, Europa Court, Europa Boulevard,
Westbrook, Warrington, Cheshire, WA5 7TN,
United Kingdom

Tel: +44 (0)1925 444446

Fax: +44 (0)1925 445501

Email: uksales@idealnwd.com

www.idealnwd.co.uk

IDEAL INDUSTRIES GmbH

Gutenbergstrasse 10,
D - 85737 Ismaning, Germany

Tel: +49 (0) 89 99686 0

Fax: +49 (0) 89 99686 111

Email: germanysales@idealnwd.com

www.idealnwd.de

IDEAL INDUSTRIES SAS

Route de Gisy, ZA Burospace - Bât 7,
F - 91571 BIEVRES CEDEX, France

Tel: +33 (0)1 69 35 54 70

Fax: +33 (0)1 60 19 00 48

Email: francesales@idealnwd.com

www.idealnwd.fr

IDEAL INDUSTRIES ELECTRICAL

Over 6,000 items make up the IDEAL family of products including some whose names have become synonymous with their function.

Twister® & In-Sure™ Wire Connectors, Yellow 77® Wire Pulling Lubricant, SureTest® Electrical Testers and T® - Stripper Wire Strippers are products which have found their way into the tool bags of electrical and networking professionals and solidified the IDEAL reputation as a manufacturer of innovative and trustworthy products.

Every IDEAL product is covered by a comprehensive worldwide warranty.



For additional information on the entire range of IDEAL Wire Connectors or to request a full line catalogue, visit www.idealindustries.co.uk

Alternatively you can contact us on **+44 (0)1925 44 44 46** or via email: uksales@idealnwd.com



Wire Connectors



Wire Connectors



For complete sales office contact information, visit us at:

www.idealindustries.co.uk

IDEAL INDUSTRIES LTD.

Unit 3, Europa Court, Europa Boulevard, Westbrook, Warrington, WA5 7TN, UK
Tel.: +44 (0)1925 44 44 46 • Fax: +44 (0)1925 44 55 01 • UKsales@idealnwd.com

09/11
Form No. P-2873UK
Printed in UK
©2011 IDEAL INDUSTRIES, INC.