

A close-up, side-profile view of a black industrial punch tool. The tool has a textured, ribbed handle on the left and a smooth, rectangular head on the right. A green outline highlights the tool's shape. In the center of the handle, there is a circular hole. A logo consisting of a stylized 'G' inside a diamond shape is embossed on the top of the handle. A large, bold, yellow and white graphic is overlaid on the handle, stating 'UP TO 3X FASTER*'.

UP TO
3X
FASTER*

SAVE TIME
AND MONEY WITH
EVERY PUNCH!

**It's
as
simple
as!**

**UP TO
3X
FASTER***

* Compared to standard threaded punch & draw stud set-up and disassembly.

1 SLIDE



Slide die and punch onto draw stud: "No-thread" design eliminates cross-threading.

2 SECURE




Secure SPEED LOCK onto draw stud: Faster setup and disassembly.

3 PUNCH



Punch hole: Save time and money with every punch!



Standard draw stud end: Works with your existing hydraulic and battery-operated punch drivers.

Use with the LS50 battery-operated driver for the ultimate in speed and performance.






GREENLEE®
A Textron Company

Made For the Trade!™

SAVE TIME AND MONEY WITH EVERY PUNCH!

From the leaders in knockout technology comes the new SPEED PUNCH™ System. The patent pending “no-thread” design eliminates cross-threading, while the innovative SPEED LOCK mechanism quickly secures the punch in place. This means longer tool life and faster punches, saving you time and money on the job. SPEED PUNCH™ is available in 3/4” - 2” conduit sizes and three kit configurations.




Matched die heights eliminate need for additional spacers:
Fewer extra parts to lose on the job site.

Rugged, durable grooves hold up on the job:
No more thread damage and costly down time.

“No-thread” punch design quickly and easily slides on/off draw stud:
The fastest punch system on the market today.

SPEED LOCK mechanism quickly secures the entire system in place:
Punch more holes in less time.

**SPEED
PUNCH**  TM

SPEED PUNCH™



Scan to learn more about the new
SPEED PUNCH™ system.
or visit: www.youtube.com/greenleedemo



Features

- Punch up to 10 gauge mild steel, aluminum, fiberglass or plastic.
- Use with hydraulic and battery-powered drivers.
- Available in 3/4" - 2" conduit sizes and three kit configurations.

Ordering Information

Cat No.	UPC	Description	Qty
LS50L11SP	01132	SPEED PUNCH™ Kit with LS50 Battery-Powered Punch Driver	1
7906SBSP	09278	SPEED PUNCH™ Kit with Quick Draw 90 Punch Driver	1
7905SBSP	01081	SPEED PUNCH™ Kit (without driver)*	1
7212SP-3/4P	00952	3/4" Punch	1
7212SP-3/4D	09279	3/4" Die	1
7212SP-1P	00953	1" Punch	1
7212SP-1D	09280	1" Die	1
7212SP-1-1/4P	00955	1-1/4" Punch	1
7212SP-1-1/4D	09281	1-1/4" Die	1
7212SP-1-1/2P	09282	1-1/2" Punch	1
7212SP-1-1/2D	00956	1-1/2" Die	1
7212SP-2P	09283	2" Punch	1
7212SP-2D	00957	2" Die	1
SP-LOCK	09277	SPEED LOCK	1
7212SP11	10002	DRAW STUD, (3/4" X 4.77")	1
7212SP12	00979	DRAW STUD, (3/4" X 5.63")	1

* Case accommodates Quick Draw or Quick Draw 90 Drivers - sold separately.



SPEED PUNCH™ KIT
(w/LS50 Driver)



SPEED PUNCH™ KIT
(w/Quick Draw 90 Driver)



SPEED PUNCH™ KIT
(without driver)*

Look for **SPEED PUNCH™** products
and "Try Me" display at supporting
Greenlee distributors.



www.greenlee.com MA-5792 8/12
4455 Boeing Drive • Rockford, IL 61109-2988 • USA • 815-397-7070
©2012 Greenlee Textron Inc. • An ISO 9001 Company • Printed in USA
Greenlee Textron Inc. is a subsidiary of Textron Inc.

A black industrial punch tool with a green outline. The tool has a textured handle on the left and a flat, rectangular punch head on the right. A small logo is visible on the top of the handle. A green banner is overlaid on the right side of the tool, containing text.

UP TO
3X
FASTER*

SAVE TIME
AND MONEY WITH
EVERY PUNCH!

**It's
as
simple
as!**

**UP TO
3X
FASTER***

* Compared to standard threaded punch & draw stud set-up and disassembly.

1 SLIDE



Slide die and punch onto draw stud: "No-thread" design eliminates cross-threading.

2 SECURE




Secure SPEED LOCK onto draw stud: Faster setup and disassembly.

3 PUNCH



Punch hole: Save time and money with every punch!



Standard draw stud end: Works with your existing hydraulic and battery-operated punch drivers.

Use with the LS50 battery-operated driver for the ultimate in speed and performance.






GREENLEE[®]
A Textron Company

Made For the Trade![™]

SAVE TIME AND MONEY WITH EVERY PUNCH!

From the leaders in knockout technology comes the new SPEED PUNCH[™] System. The patent pending “no-thread” design eliminates cross-threading, while the innovative SPEED LOCK mechanism quickly secures the punch in place. This means longer tool life and faster punches, saving you time and money on the job. SPEED PUNCH[™] is available in 3/4” - 2” conduit sizes and three kit configurations.



Matched die heights eliminate need for additional spacers:

Fewer extra parts to lose on the job site.

Rugged, durable grooves hold up on the job:


No more thread damage and costly down time.

“No-thread” punch design quickly and easily slides on/off draw stud:

The fastest punch system on the market today.

SPEED LOCK mechanism quickly secures the entire system in place:

Punch more holes in less time.

**SPEED
PUNCH**  [™]

SPEED PUNCH™



Scan to learn more about the new
SPEED PUNCH™ system.
or visit: www.youtube.com/greenleedemo



Features

- Punch up to 10 gauge mild steel, aluminum, fiberglass or plastic.
- Use with hydraulic and battery-powered drivers.
- Available in 3/4" - 2" conduit sizes and three kit configurations.

Ordering Information

Cat No.	UPC	Description	Qty
LS50L11SP	01132	SPEED PUNCH™ Kit with LS50 Battery-Powered Punch Driver	1
7906SBSP	09278	SPEED PUNCH™ Kit with Quick Draw 90 Punch Driver	1
7905SBSP	01081	SPEED PUNCH™ Kit (without driver)*	1
7212SP-3/4P	00952	3/4" Punch	1
7212SP-3/4D	09279	3/4" Die	1
7212SP-1P	00953	1" Punch	1
7212SP-1D	09280	1" Die	1
7212SP-1-1/4P	00955	1-1/4" Punch	1
7212SP-1-1/4D	09281	1-1/4" Die	1
7212SP-1-1/2P	09282	1-1/2" Punch	1
7212SP-1-1/2D	00956	1-1/2" Die	1
7212SP-2P	09283	2" Punch	1
7212SP-2D	00957	2" Die	1
SP-LOCK	09277	SPEED LOCK	1
7212SP11	10002	DRAW STUD, (3/4" X 4.77")	1
7212SP12	00979	DRAW STUD, (3/4" X 5.63")	1

* Case accommodates Quick Draw or Quick Draw 90 Drivers - sold separately.



SPEED PUNCH™ KIT
(w/LS50 Driver)



SPEED PUNCH™ KIT
(w/Quick Draw 90 Driver)



SPEED PUNCH™ KIT
(without driver)*

Look for **SPEED PUNCH™** products
and "Try Me" display at supporting
Greenlee distributors.



www.greenlee.com MA-5792 8/12
4455 Boeing Drive • Rockford, IL 61109-2988 • USA • 815-397-7070
©2012 Greenlee Textron Inc. • An ISO 9001 Company • Printed in USA
Greenlee Textron Inc. is a subsidiary of Textron Inc.