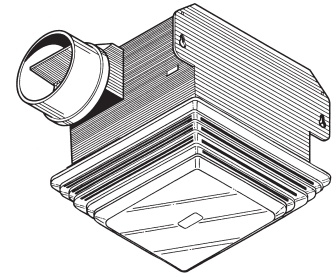


MODELS 678, 679 & 680 FAN/LIGHTS



Quality and double-duty at each installation location.

FEATURES

GRILLE:

- Matte white polymeric - blends well with any decor
- Built-in light-diffusing lens accepts up to 100W incandescent lamp. Bulb not included.

BLOWER:

- Plug-in, permanently lubricated motor
- Polymeric blower wheel

HOUSING:

- Rugged, 26-gage galvanized steel construction
- Sturdy key-holed mounting brackets for quick, accurate installation
- Tapered, polymeric duct fitting with built-in backdraft damper for easy, positive duct connection and no metallic clatter

Model 2677H & 3677H: Rough-in housings for 2678F, 2679F, 2680F finish assemblies (packed 4 per carton). 3677H housings include slide channels and mounting brackets.

NOTE: For installation in ceilings up to a 12/12 pitch.

U.L. Listed for use in insulated ceilings (Type I.C.)

U.L. Listed for use over bathtubs and showers when connected to a GFCI protected branch circuit

Use supply wiring rated for at least 90° C

SPECIFICATIONS

MODEL	VOLTS	AMPS*	STATIC PRESSURE	SONES	CFM	DUCT
678	120	1.6	0.10	2.5	50	4" Round
			0.25			
679	120	2.0	0.10	3.5	70	4" Round
680	120	2.2	0.10	4.0	100	4" Round

*Total Connected Load



HVI-2100 CERTIFIED RATINGS comply with new testing technologies and procedures prescribed by the Home Ventilating Institute, for off-the-shelf products, as they are available to consumers. Product performance is rated at 0.1 in. static pressure, based on tests conducted in a state-of-the-art test laboratory. Sones are a measure of humanly-perceived loudness, based on laboratory measurements.

TYPICAL SPECIFICATION

Fan/Light unit shall be Broan Model 678 (679) (680).

Unit shall have galvanized steel housing with dual integral mounting brackets. It shall be ducted to a roof or wall cap.

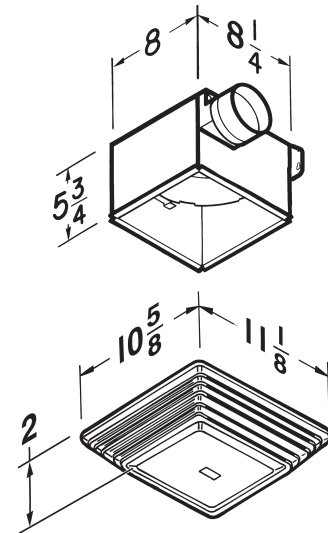
Blower assembly shall be removable and have a permanently lubricated motor.

Air delivery shall be no less than and sound level no greater than values listed in the "Specifications" chart on this sheet. Air and sound ratings shall be certified by HVI.

Lamp shall be 100W maximum incandescent.

Unit shall be U.L. Listed for use over bathtubs and showers when connected to a GFCI protected branch circuit.

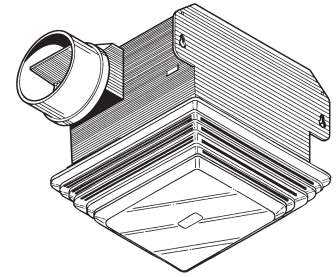
Unit shall be U.L. Listed for use in insulated ceilings (Type I.C.).



Broan-NuTone LLC Hartford, Wisconsin www.broan.com 800-558-1711

REFERENCE	QTY.	REMARKS	Project	
			Location	Architect
			Engineer	
			Contractor	
			Submitted by	Date

MODELS 678, 679 & 680 FAN/LIGHTS



Quality and double-duty at each installation location.

FEATURES

GRILLE:

- Matte white polymeric - blends well with any decor
- Built-in light-diffusing lens accepts up to 100W incandescent lamp. Bulb not included.

BLOWER:

- Plug-in, permanently lubricated motor
- Polymeric blower wheel

HOUSING:

- Rugged, 26-gage galvanized steel construction
- Sturdy key-holed mounting brackets for quick, accurate installation
- Tapered, polymeric duct fitting with built-in backdraft damper for easy, positive duct connection and no metallic clatter

Model 2677H & 3677H: Rough-in housings for 2678F, 2679F, 2680F finish assemblies (packed 4 per carton). 3677H housings include slide channels and mounting brackets.

NOTE: For installation in ceilings up to a 12/12 pitch.

U.L. Listed for use in insulated ceilings (Type I.C.)

U.L. Listed for use over bathtubs and showers when connected to a GFCI protected branch circuit

Use supply wiring rated for at least 90° C

TYPICAL SPECIFICATION

Fan/Light unit shall be Broan Model 678 (679) (680).

Unit shall have galvanized steel housing with dual integral mounting brackets. It shall be ducted to a roof or wall cap.

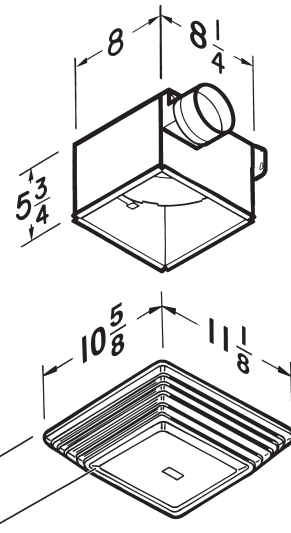
Blower assembly shall be removable and have a permanently lubricated motor.

Air delivery shall be no less than and sound level no greater than values listed in the "Specifications" chart on this sheet. Air and sound ratings shall be certified by HVI.

Lamp shall be 100W maximum incandescent.

Unit shall be U.L. Listed for use over bathtubs and showers when connected to a GFCI protected branch circuit.

Unit shall be U.L. Listed for use in insulated ceilings (Type I.C.).



SPECIFICATIONS

MODEL	VOLTS	AMPS*	STATIC PRESSURE	SONES	CFM	DUCT
678	120	1.6	0.10 0.25	2.5	50 39	4" Round
679	120	2.0	0.10	3.5	70	4" Round
680	120	2.2	0.10	4.0	100	4" Round

*Total Connected Load



HVI-2100 CERTIFIED RATINGS comply with new testing technologies and procedures prescribed by the Home Ventilating Institute, for off-the-shelf products, as they are available to consumers. Product performance is rated at 0.1 in. static pressure, based on tests conducted in a state-of-the-art test laboratory. Sones are a measure of humanly-perceived loudness, based on laboratory measurements.

Broan-NuTone LLC Hartford, Wisconsin www.broan.com 800-558-1711

REFERENCE	QTY.	REMARKS	Project	
			Location	
			Architect	
			Engineer	
			Contractor	
			Submitted by	Date