

DESCRIPTION

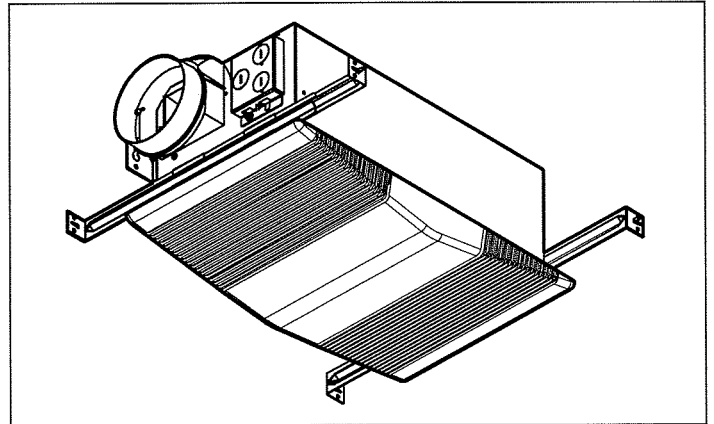
- Two functions in one unit. Use them individually or together.
 - 1) 100W maximum lamp provides bright ceiling light.
 - 2) Efficient, quiet blower exhausts stale air and moisture to refresh the bath atmosphere.
- Streamline design with handsome white grille. Grille is tough engineered resin, impervious to bathroom climate.
- Includes hanger bars, adjustable from 16"-24".
- Built-in junction box with receptacles for simple plug-in of fan motor and light receptacle.
- Unbreakable light lens snaps on and off for easy relamping.
- Quiet polypropylene duct adapter with silent, snap-on backdraft damper. Damper has long, tapering collar for easy attachment of 4" round duct.
- Connects to 120 VAC.
- For your convenience, NuTone offers a complete line of accessories to adapt this unit to your construction requirements.

DESIGN FEATURES

- Air Delivery:** 70 cfm.
Sound Level: 4.0 Sones.
Dimensions: **Housing:** 14-5/8" x 7-7/8" x 5-5/8".
Grille: 9-7/8" x 16-1/4" x 1-3/4".
- Lamp:** One 100W maximum A19 (bulb not included)
- Material & Component Data:** **Housing:** Cold rolled steel, galvanized
Grille: Engineered resin.
Lens: Translucent white polymeric.
Reflector: Aluminum.
Damper: Polypropylene.
- Motor:** Sleeve bearings, thermally protected.
Impeller: Centrifugal.
Duct Size: 4" diameter.
Electrical Rating: 120 VAC, 60 Hz, 2.0 A

Ventilation Fan with Light

MODEL 668RP



INSTALLATION

- Adjustable hanger bars attach to 16" or 24" O.C. joists in new construction.
- Built-in junction box accepts plug-in fan motor and light receptacle.
- Duct adapter has built-in damper and long, tapering collar for duct attachment.
- Discharge is horizontal through 4" round duct.
- Each unit includes complete installation instructions for both new and existing construction.
- Suitable for use over a tub or shower enclosure when installed in a GFCI protected branch circuit.
- Type IC suitable for use under thermal insulation.

ARCHITECT'S SPECIFICATIONS

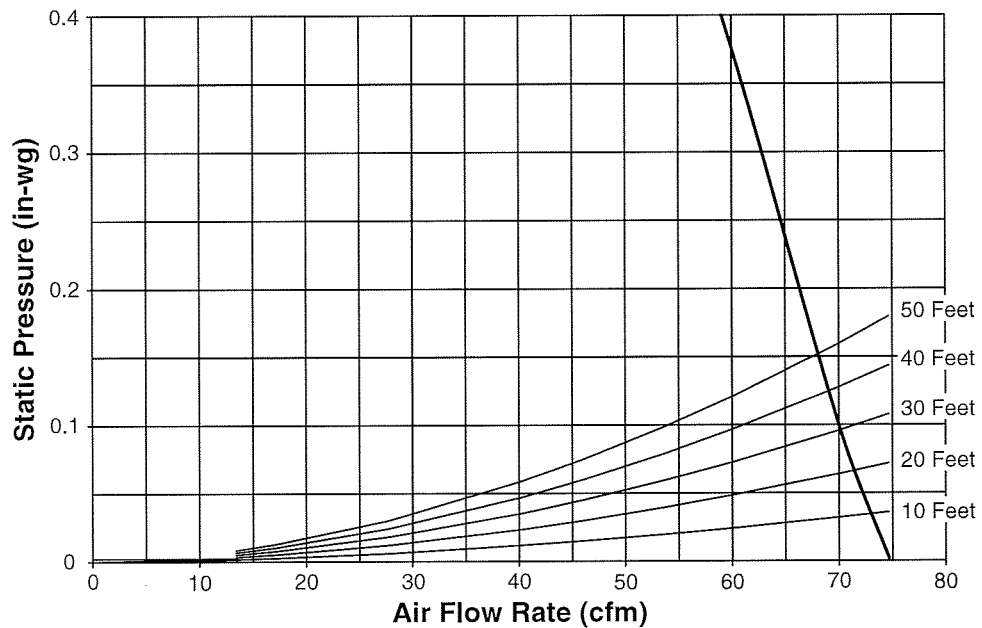
Ventilation Fan with Light shall be model 668RP as manufactured by NuTone according to listed specifications.



Broan-NuTone LLC Hartford, Wisconsin www.nutone.com 888-336-3948

REFERENCE	QTY.	REMARKS	Project	
			Location	
			Architect	
			Engineer	
			Contractor	
			Submitted by	Date

MODEL 668RP
CERTIFIED TEST DATA



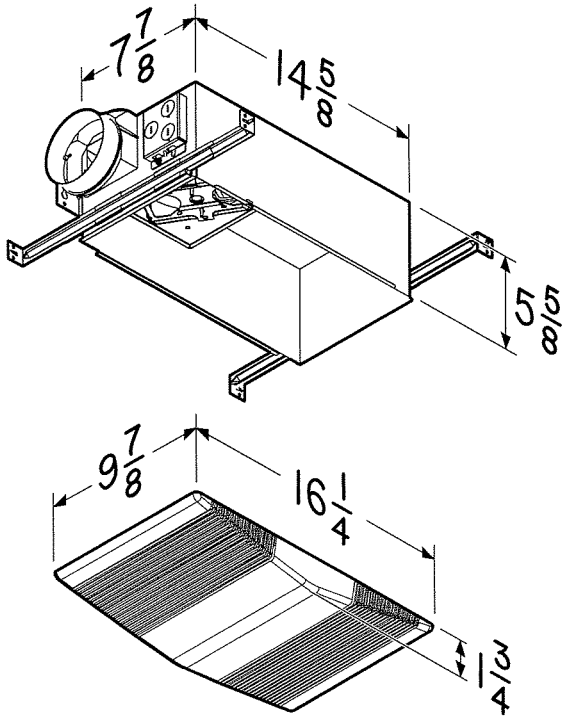
The air delivery of a ventilating system may be determined by:

1. Determine the equivalent duct length for each 90 degree elbow by adding one foot of duct length for each inch of duct diameter, (i.e., a 4-inch diameter duct elbow equals 4 feet equivalent duct length and an 8-inch diameter duct elbow equals 8 feet equivalent duct length).
2. Add the total straight length of duct and the equivalent length for each elbow to obtain the total equivalent duct length.
3. Locate the intersection of the fan performance curve and the total equivalent duct length curves and draw a vertical line down to the (cfm) scale and read the system air performance.



HVI-2100 CERTIFIED RATINGS comply with new testing technologies and procedures prescribed by the Home Ventilating Institute, for off-the-shelf products, as they are available to consumers. Product performance is rated at 0.1 in. static pressure, based on tests conducted in a state-of-the-art test laboratory. Sones are a measure of humanly-perceived loudness, based on laboratory measurements.

MODEL 668RP
DIMENSIONS



NuTone[®]

DESCRIPTION

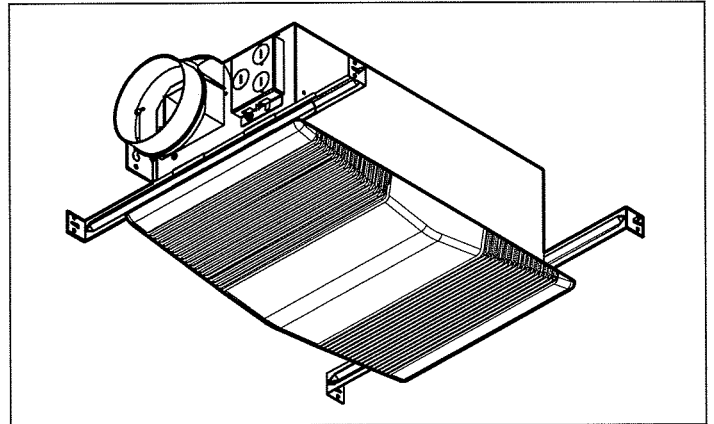
- Two functions in one unit. Use them individually or together.
 - 1) 100W maximum lamp provides bright ceiling light.
 - 2) Efficient, quiet blower exhausts stale air and moisture to refresh the bath atmosphere.
- Streamline design with handsome white grille. Grille is tough engineered resin, impervious to bathroom climate.
- Includes hanger bars, adjustable from 16"-24".
- Built-in junction box with receptacles for simple plug-in of fan motor and light receptacle.
- Unbreakable light lens snaps on and off for easy relamping.
- Quiet polypropylene duct adapter with silent, snap-on backdraft damper. Damper has long, tapering collar for easy attachment of 4" round duct.
- Connects to 120 VAC.
- For your convenience, NuTone offers a complete line of accessories to adapt this unit to your construction requirements.

DESIGN FEATURES

- Air Delivery:** 70 cfm.
Sound Level: 4.0 Sones.
Dimensions: **Housing:** 14-5/8" x 7-7/8" x 5-5/8".
Grille: 9-7/8" x 16-1/4" x 1-3/4".
- Lamp:** One 100W maximum A19 (bulb not included)
- Material & Component Data:** **Housing:** Cold rolled steel, galvanized
Grille: Engineered resin.
Lens: Translucent white polymeric.
Reflector: Aluminum.
Damper: Polypropylene.
- Motor:** Sleeve bearings, thermally protected.
Impeller: Centrifugal.
Duct Size: 4" diameter.
Electrical Rating: 120 VAC, 60 Hz, 2.0 A

Ventilation Fan with Light

MODEL 668RP



INSTALLATION

- Adjustable hanger bars attach to 16" or 24" O.C. joists in new construction.
- Built-in junction box accepts plug-in fan motor and light receptacle.
- Duct adapter has built-in damper and long, tapering collar for duct attachment.
- Discharge is horizontal through 4" round duct.
- Each unit includes complete installation instructions for both new and existing construction.
- Suitable for use over a tub or shower enclosure when installed in a GFCI protected branch circuit.
- Type IC suitable for use under thermal insulation.

ARCHITECT'S SPECIFICATIONS

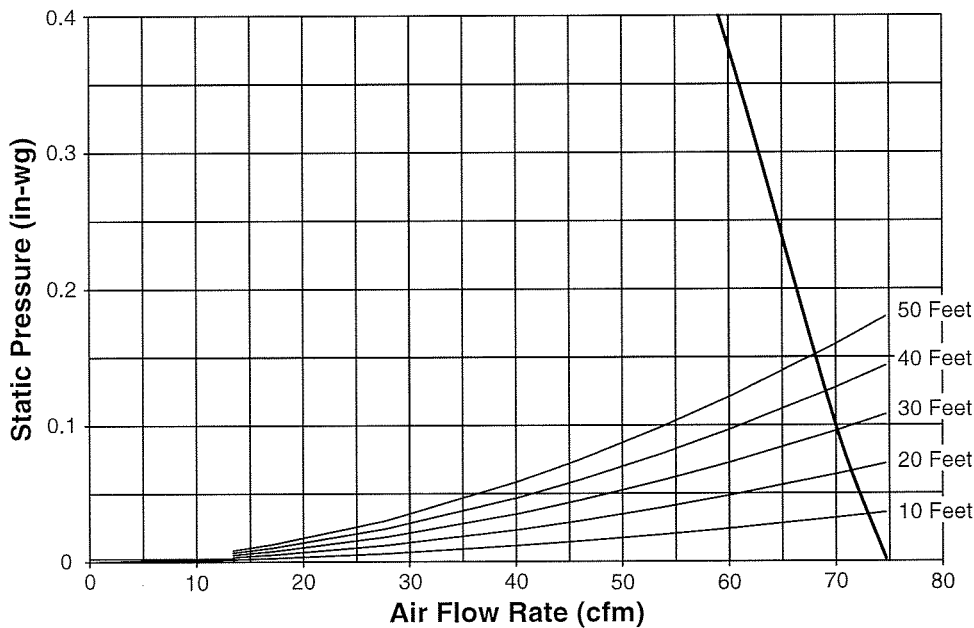
Ventilation Fan with Light shall be model 668RP as manufactured by NuTone according to listed specifications.



Broan-NuTone LLC Hartford, Wisconsin www.nutone.com 888-336-3948

REFERENCE	QTY.	REMARKS	Project
			Location
			Architect
			Engineer
			Contractor
			Submitted by
			Date

MODEL 668RP
CERTIFIED TEST DATA



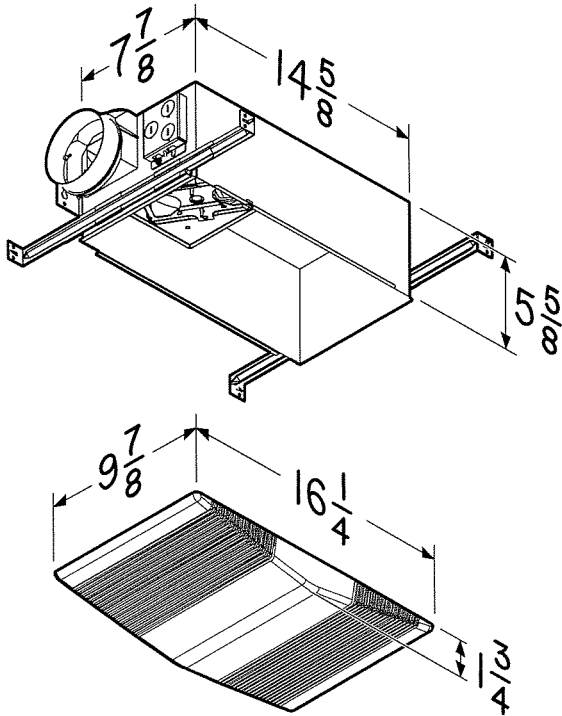
The air delivery of a ventilating system may be determined by:

1. Determine the equivalent duct length for each 90 degree elbow by adding one foot of duct length for each inch of duct diameter, (i.e., a 4-inch diameter duct elbow equals 4 feet equivalent duct length and an 8-inch diameter duct elbow equals 8 feet equivalent duct length).
2. Add the total straight length of duct and the equivalent length for each elbow to obtain the total equivalent duct length.
3. Locate the intersection of the fan performance curve and the total equivalent duct length curves and draw a vertical line down to the (cfm) scale and read the system air performance.



HVI-2100 CERTIFIED RATINGS comply with new testing technologies and procedures prescribed by the Home Ventilating Institute, for off-the-shelf products, as they are available to consumers. Product performance is rated at 0.1 in. static pressure, based on tests conducted in a state-of-the-art test laboratory. Sones are a measure of humanly-perceived loudness, based on laboratory measurements.

MODEL 668RP
DIMENSIONS



NuTone[®]