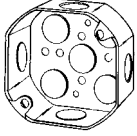
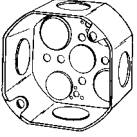
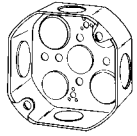
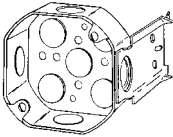
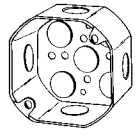
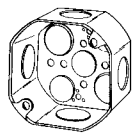


Outlet and Switch Boxes

4" Octagon Boxes

With Knockouts

NEC:
Listed for Ordinary Locations

	Depth (Inches)	Wiring Cubic Inch Capacity	Knockout Description			Weight per 100 kg (lb)	Catalog Number ① (Universal No.)
			Sides	Ends	Bottom		
 1-1/2" Deep	1-1/2	15.5	(4) 1/2"	—	(5) 1/2"	23.59 (52.0)	40-1/2 (54151-1/2)
 1-1/2" Deep	1-1/2	15.5	(4) 3/4"	—	(3) 1/2" (2) 3/4"	23.59 (52.0)	40-3/4 (54151-3/4)
 1-1/2" Deep	1-1/2	15.5	(2) 1/2" (2) 3/4"	—	(3) 1/2" (2) 3/4"	23.59 (52.0)	40-SPL (54151SPL)
 1-1/2" Deep; JB Bracket set flush Gauging notches 3/8" & 1/2"	1-1/2	15.5	(4) 1/2"	—	(5) 1/2"	30.84 (68.0)	40JB-1/2 (54151J-1/2)
 2-1/8" Deep	2-1/8	21.5	(4) 1/2"	—	(5) 1/2"	29.94 (66.0)	40D-1/2 (54171-1/2)
 2-1/8" Deep	2-1/8	21.5	(4) 3/4"	—	(3) 1/2" (2) 3/4"	29.94 (66.0)	40D-3/4 (54171-3/4)

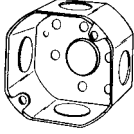
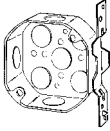
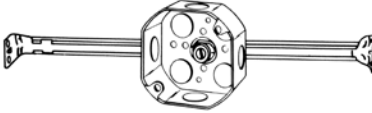
① 3-1/2" Cover Hole Centerline.

Outlet and Switch Boxes

4" Octagon Boxes

With Knockouts

NEC:
Listed for Ordinary Locations

	Depth (Inches)	Wiring Cubic Inch Capacity	Knockout Description			Weight per 100 kg (lb)	Catalog Number ① (Universal No.)
			Sides	Ends	Bottom		
 2-1/8" Deep	2-1/8	21.5	(2) 1/2" (2) 3/4"	—	(3) 1/2" (2) 3/4"	30.84 (68.0)	4OD-SPL (54171SPL)
 1-1/2" Deep; Vertical bracket with stud; Set back 5/8"	1-1/2	15.5	(3) 1/2"	—	(5) 1/2"	28.12 (62.0)	4OVB-1/2 (54151F-1/2)
 1-1/2" Deep; 40-1/2 box on SX115; Stud bar hanger; Adjusts from 11-1/2" to 18-1/2"	1-1/2	15.5	(4) 1/2"	—	(4) 1/2"	41.73 (92.0)	SX115-40-1/2 ②

① 3-1/2" Cover Hole Centerline.

② Not fan box rated.

Outlet and Switch Boxes

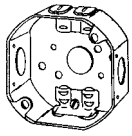
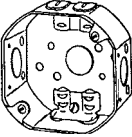
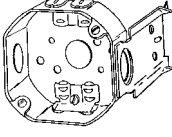
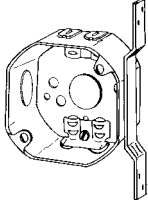
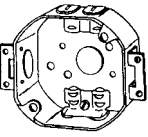
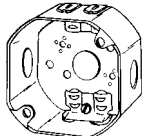
4" Octagon Boxes

With Nonmetallic Sheathed Cable Clamps

NEC:
Listed for Ordinary Locations

Appleton OZGEDNEY

COMMERCIAL AND INDUSTRIAL FITTINGS: OUTLET BOXES, SWITCH BOXES AND COVERS

	Depth (Inches)	Wiring Cubic Inch Capacity	Clamp Type	Knockout Description			Weight per 100 kg (lb)	Catalog Number ① (Universal No.)
				Sides	Ends	Bottom		
 1-1/2" Deep	1-1/2	15.5	CL-26	(2) 1/2"	(4) 21/32"	(1) 1/2"	25.85 (57.0)	561L (54151)
 1-1/2" Deep; Four nail holes each end	1-1/2	15.5	CL-26	(2) 1/2"	(4) 21/32"	(1) 1/2"	25.85 (57.0)	561N (54151N)
 1-1/2" Deep; JB Bracket set flush; Gauging notches 3/8" & 1/2"	1-1/2	15.5	CL-26	(2) 1/2"	(4) 21/32"	(1) 1/2"	33.57 (74.0)	561LJB (54151JN)
 1-1/2" Deep; Bracket set back 5/8"	1-1/2	15.5	CL-26	(2) 1/2"	(4) 21/32"	(1) 1/2"	29.94 (66.0)	561LVB (54151FN)
 1-1/2" Deep; Plaster ears	1-1/2	15.5	CL-26	(2) 1/2"	(4) 21/32"	(1) 1/2"	28.12 (62.0)	561LXE (54151NE)
 2-1/8" Deep	2-1/8	21.5	CL-26	(2) 1/2"	(4) 21/32"	(1) 1/2"	31.75 (70.0)	561LD (54171N)

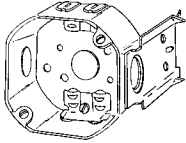
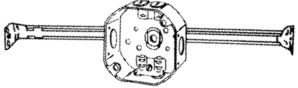
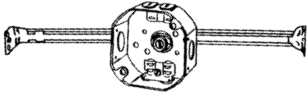
① 3-1/2" Cover Hole Centerline.

Outlet and Switch Boxes

4" Octagon Boxes

With Nonmetallic Sheathed Cable Clamps

NEC:
Listed for Ordinary Locations

	Depth (Inches)	Wiring Cubic Inch Capacity	Clamp Type	Knockout Description			Weight per 100 kg (lb)	Catalog Number ① (Universal No.)
				Sides	Ends	Bottom		
 <p>2-1/8" Deep; JB Bracket set back 1"; Gauging notches set back 1-3/8" & 1-1/2"</p>	2-1/8	21.5	CL-26	(2) 1/2"	(4) 21/32"	(1) 1/2"	38.10 (84.0)	561LDJB (54171JN)
 <p>1-1/2" Deep; 561L box on SX18 clip bar hanger; Adjusts from 11-1/2" to 18-1/2"</p>	1-1/2	15.5	CL-26	(2) 1/2"	(4) 21/32"	—	43.54 (96.0)	SX18-561L ②③
 <p>1-1/2" Deep; 561L box on SX115 stud bar hanger; Adjusts from 11-1/2" to 18-1/2"</p>	1-1/2	15.5	CL-26	(2) 1/2"	(4) 21/32"	—	44.91 (99.0)	SX115-561L ③

- ① 3-1/2" Cover Hole Centerline.
- ② Not UL Listed.
- ③ Not fan box rated.

Outlet and Switch Boxes

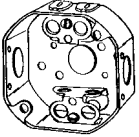
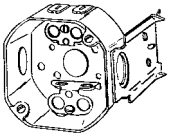
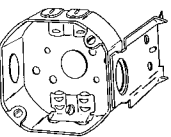
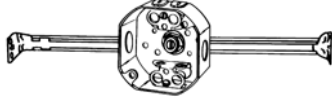
4" Octagon Boxes

With Armored Cable Clamps

NEC:
Listed for Ordinary Locations

Appleton OZGEDNEY

COMMERCIAL AND INDUSTRIAL FITTINGS: OUTLET BOXES, SWITCH BOXES AND COVERS

	Depth (Inches)	Wiring Cubic Inch Capacity	Clamp Type	Knockout Description			Weight per 100 kg (lb)	Catalog Number ① (Universal No.)
				Sides	Ends	Bottom		
 1-1/2" Deep Two nail holes each end	1-1/2	15.5	CL-25	(2) 1/2"	(4) 21/32" (4) 21/32"	(1) 1/2"	27.67 (61.0)	551L (54151X)
 1-1/2" Deep JB Bracket set flush; Gauging Notches 3/8" & 1/2"	1-1/2	15.5	CL-25	(2) 1/2"	(4) 21/32" (4) 21/32"	(1) 1/2"	33.57 (74.0)	551LJB
 2-1/8" Deep JB Bracket set back 1"; Gauging Notches 3/8" & 1/2"	2-1/8	21.5	CL-25	(2) 1/2"	(4) 21/32" (4) 21/32"	(1) 1/2"	38.10 (84.0)	551LDJB
 1-1/2" Deep 551L box on SX115 stud bar hanger; Adjusts from 11-1/2" to 18-1/2"	1-1/2	15.5	CL-25	(2) 1/2"	(4) 21/32" (4) 21/32"	—	46.72 (103.0)	SX115-551L ②



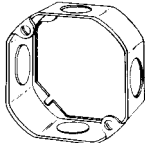
① 3-1/2" Cover Hole Centerline.
 ② Not fan box rated.

Outlet and Switch Boxes

4" Octagon Box Extension Rings

With Knockouts

NEC:
Listed for Ordinary Locations

	Depth (Inches)	Wiring Cubic Inch Capacity	Clamp Type	Knockout Description			Weight per 100 kg (lb)	Catalog Number ① (Universal No.)
				Sides	Ends	Bottom		
 1-1/2" Deep	1-1/2	15.5	—	(4) 1/2"	—	—	16.78 (37.0)	4OE-1/2 (551511/2)
 1-1/2" Deep	1-1/2	15.5	—	(2) 1/2" (2) 3/4"	—	—	17.69 (39.0)	4OE-3/4 (551513/4)
 1-1/2" Deep	1-1/2	15.5	—	(2) 1/2"	—	—	44.91 (99.0)	4OE-SPL (55151-SPL)




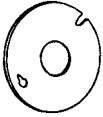


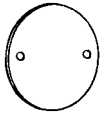
① 3-1/2" Cover Hole Centerline.

Outlet and Switch Boxes

4" Octagon and Round Covers

For 4" Octagon and Round Boxes

NEC:
Listed for Ordinary Locations

	Depth (Inches)	Wiring Cubic Inch Capacity	Knockout Description	Weight per 100 kg (lb)	Catalog Number ① (Universal No.)
 1/2" Raised	1/2" Raised	3.5	Ears 2-3/4" C to C	8.16 (18.0)	8409A (54C31/2)
 5/8" Raised	5/8" Raised	4.5	Ears 2-3/4" C to C	9.07 (20.0)	8409 (54C33/4)
 Flat	Flat	3.5	Blank	11.79 (26.0)	8403 (5401)
 Flat	Flat	0.0	1/2" Knockout	11.79 (26.0)	8413 (54C6)
 Flat	Flat	0.0	One Single Flush Receptacle 1-13/32" D	9.53 (21.0)	8419LR (54-S)
 Flat	Flat	0.0	Duplex Receptacle	8.62 (19.0)	8420LR (54-D)
 Beveled	Beveled (White)	0.0	Blank	11.79 (26.0)	WCRB4W

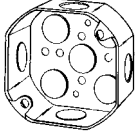
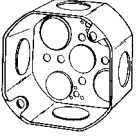
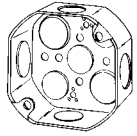
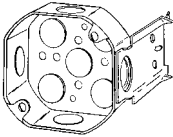
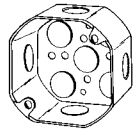
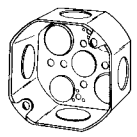
① 3-1/2" Cover Hole Centerline.

Outlet and Switch Boxes

4" Octagon Boxes

With Knockouts

NEC:
Listed for Ordinary Locations

	Depth (Inches)	Wiring Cubic Inch Capacity	Knockout Description			Weight per 100 kg (lb)	Catalog Number ① (Universal No.)
			Sides	Ends	Bottom		
 1-1/2" Deep	1-1/2	15.5	(4) 1/2"	—	(5) 1/2"	23.59 (52.0)	40-1/2 (54151-1/2)
 1-1/2" Deep	1-1/2	15.5	(4) 3/4"	—	(3) 1/2" (2) 3/4"	23.59 (52.0)	40-3/4 (54151-3/4)
 1-1/2" Deep	1-1/2	15.5	(2) 1/2" (2) 3/4"	—	(3) 1/2" (2) 3/4"	23.59 (52.0)	40-SPL (54151SPL)
 1-1/2" Deep; JB Bracket set flush Gauging notches 3/8" & 1/2"	1-1/2	15.5	(4) 1/2"	—	(5) 1/2"	30.84 (68.0)	40JB-1/2 (54151J-1/2)
 2-1/8" Deep	2-1/8	21.5	(4) 1/2"	—	(5) 1/2"	29.94 (66.0)	40D-1/2 (54171-1/2)
 2-1/8" Deep	2-1/8	21.5	(4) 3/4"	—	(3) 1/2" (2) 3/4"	29.94 (66.0)	40D-3/4 (54171-3/4)

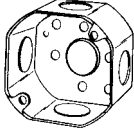
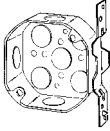
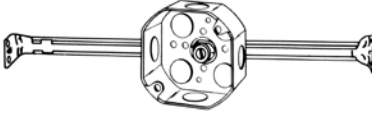
① 3-1/2" Cover Hole Centerline.

Outlet and Switch Boxes

4" Octagon Boxes

With Knockouts

NEC:
Listed for Ordinary Locations

	Depth (Inches)	Wiring Cubic Inch Capacity	Knockout Description			Weight per 100 kg (lb)	Catalog Number ① (Universal No.)
			Sides	Ends	Bottom		
 2-1/8" Deep	2-1/8	21.5	(2) 1/2" (2) 3/4"	—	(3) 1/2" (2) 3/4"	30.84 (68.0)	4OD-SPL (54171SPL)
 1-1/2" Deep; Vertical bracket with stud; Set back 5/8"	1-1/2	15.5	(3) 1/2"	—	(5) 1/2"	28.12 (62.0)	4OVB-1/2 (54151F-1/2)
 1-1/2" Deep; 40-1/2 box on SX115; Stud bar hanger; Adjusts from 11-1/2" to 18-1/2"	1-1/2	15.5	(4) 1/2"	—	(4) 1/2"	41.73 (92.0)	SX115-40-1/2 ②

① 3-1/2" Cover Hole Centerline.

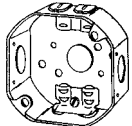
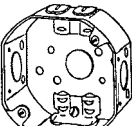
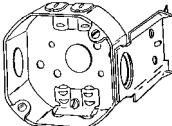
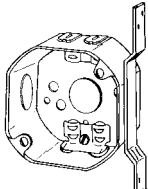
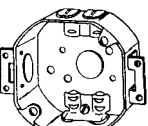
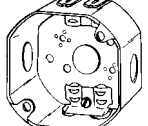
② Not fan box rated.

Outlet and Switch Boxes

4" Octagon Boxes

With Nonmetallic Sheathed Cable Clamps

NEC:
Listed for Ordinary Locations

	Depth (Inches)	Wiring Cubic Inch Capacity	Clamp Type	Knockout Description			Weight per 100 kg (lb)	Catalog Number ① (Universal No.)
				Sides	Ends	Bottom		
 1-1/2" Deep	1-1/2	15.5	CL-26	(2) 1/2"	(4) 21/32"	(1) 1/2"	25.85 (57.0)	561L (54151)
 1-1/2" Deep; Four nail holes each end	1-1/2	15.5	CL-26	(2) 1/2"	(4) 21/32"	(1) 1/2"	25.85 (57.0)	561N (54151N)
 1-1/2" Deep; JB Bracket set flush; Gauging notches 3/8" & 1/2"	1-1/2	15.5	CL-26	(2) 1/2"	(4) 21/32"	(1) 1/2"	33.57 (74.0)	561LJB (54151JN)
 1-1/2" Deep; Bracket set back 5/8"	1-1/2	15.5	CL-26	(2) 1/2"	(4) 21/32"	(1) 1/2"	29.94 (66.0)	561LVB (54151FN)
 1-1/2" Deep; Plaster ears	1-1/2	15.5	CL-26	(2) 1/2"	(4) 21/32"	(1) 1/2"	28.12 (62.0)	561LXE (54151NE)
 2-1/8" Deep	2-1/8	21.5	CL-26	(2) 1/2"	(4) 21/32"	(1) 1/2"	31.75 (70.0)	561LD (54171N)

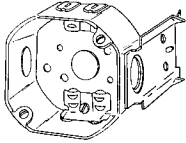
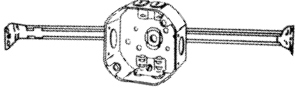
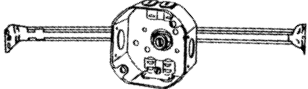
① 3-1/2" Cover Hole Centerline.

Outlet and Switch Boxes

4" Octagon Boxes

With Nonmetallic Sheathed Cable Clamps

NEC:
Listed for Ordinary Locations

	Depth (Inches)	Wiring Cubic Inch Capacity	Clamp Type	Knockout Description			Weight per 100 kg (lb)	Catalog Number ① (Universal No.)
				Sides	Ends	Bottom		
 <p>2-1/8" Deep; JB Bracket set back 1"; Gauging notches set back 1-3/8" & 1-1/2"</p>	2-1/8	21.5	CL-26	(2) 1/2"	(4) 21/32"	(1) 1/2"	38.10 (84.0)	561LDJB (54171JN)
 <p>1-1/2" Deep; 561L box on SX18 clip bar hanger; Adjusts from 11-1/2" to 18-1/2"</p>	1-1/2	15.5	CL-26	(2) 1/2"	(4) 21/32"	—	43.54 (96.0)	SX18-561L ②③
 <p>1-1/2" Deep; 561L box on SX115 stud bar hanger; Adjusts from 11-1/2" to 18-1/2"</p>	1-1/2	15.5	CL-26	(2) 1/2"	(4) 21/32"	—	44.91 (99.0)	SX115-561L ③

- ① 3-1/2" Cover Hole Centerline.
- ② Not UL Listed.
- ③ Not fan box rated.

Outlet and Switch Boxes

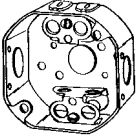
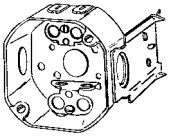
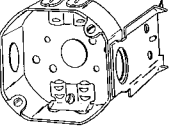
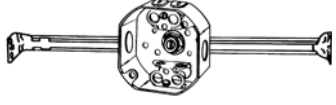
4" Octagon Boxes

With Armored Cable Clamps

NEC:
Listed for Ordinary Locations

Appleton OZGEDNEY

COMMERCIAL AND INDUSTRIAL FITTINGS: OUTLET BOXES, SWITCH BOXES AND COVERS

	Depth (Inches)	Wiring Cubic Inch Capacity	Clamp Type	Knockout Description			Weight per 100 kg (lb)	Catalog Number ① (Universal No.)
				Sides	Ends	Bottom		
 1-1/2" Deep Two nail holes each end	1-1/2	15.5	CL-25	(2) 1/2"	(4) 21/32" (4) 21/32"	(1) 1/2"	27.67 (61.0)	551L (54151X)
 1-1/2" Deep JB Bracket set flush; Gauging Notches 3/8" & 1/2"	1-1/2	15.5	CL-25	(2) 1/2"	(4) 21/32" (4) 21/32"	(1) 1/2"	33.57 (74.0)	551LJB
 2-1/8" Deep JB Bracket set back 1"; Gauging Notches 3/8" & 1/2"	2-1/8	21.5	CL-25	(2) 1/2"	(4) 21/32" (4) 21/32"	(1) 1/2"	38.10 (84.0)	551LDJB
 1-1/2" Deep 551L box on SX115 stud bar hanger; Adjusts from 11-1/2" to 18-1/2"	1-1/2	15.5	CL-25	(2) 1/2"	(4) 21/32" (4) 21/32"	—	46.72 (103.0)	SX115-551L ②



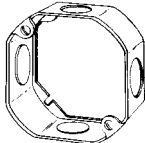
① 3-1/2" Cover Hole Centerline.
 ② Not fan box rated.

Outlet and Switch Boxes

4" Octagon Box Extension Rings

With Knockouts

NEC:
Listed for Ordinary Locations

	Depth (Inches)	Wiring Cubic Inch Capacity	Clamp Type	Knockout Description			Weight per 100 kg (lb)	Catalog Number ① (Universal No.)
				Sides	Ends	Bottom		
 1-1/2" Deep	1-1/2	15.5	—	(4) 1/2"	—	—	16.78 (37.0)	4OE-1/2 (551511/2)
 1-1/2" Deep	1-1/2	15.5	—	(2) 1/2" (2) 3/4"	—	—	17.69 (39.0)	4OE-3/4 (551513/4)
 1-1/2" Deep	1-1/2	15.5	—	(2) 1/2"	—	—	44.91 (99.0)	4OE-SPL (55151-SPL)




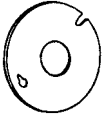


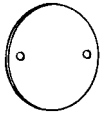
① 3-1/2" Cover Hole Centerline.

Outlet and Switch Boxes

4" Octagon and Round Covers

For 4" Octagon and Round Boxes

NEC:
Listed for Ordinary Locations

	Depth (Inches)	Wiring Cubic Inch Capacity	Knockout Description	Weight per 100 kg (lb)	Catalog Number ^① (Universal No.)
 1/2" Raised	1/2" Raised	3.5	Ears 2-3/4" C to C	8.16 (18.0)	8409A (54C31/2)
 5/8" Raised	5/8" Raised	4.5	Ears 2-3/4" C to C	9.07 (20.0)	8409 (54C33/4)
 Flat	Flat	3.5	Blank	11.79 (26.0)	8403 (5401)
 Flat	Flat	0.0	1/2" Knockout	11.79 (26.0)	8413 (54C6)
 Flat	Flat	0.0	One Single Flush Receptacle 1-13/32" D	9.53 (21.0)	8419LR (54-S)
 Flat	Flat	0.0	Duplex Receptacle	8.62 (19.0)	8420LR (54-D)
 Beveled	Beveled (White)	0.0	Blank	11.79 (26.0)	WCRB4W

^① 3-1/2" Cover Hole Centerline.