

# Pin & Sleeve Devices International Watertight & Splashproof Devices Ordering Information

## International Product Offering

				Watertight (IP67 Suitability)						Splashproof (IP44 Suitability)					
Poles & Wires	Recep./ Conn.	Plug/ Inlet	Voltage/ Color Coding	Surface Receptacle	Receptacle	Plug	Connector	Inlet	Non-Metallic Back Box	Surface Receptacle	Receptacle	Plug	Connector	Inlet	Non-Metallic Back Box
<b>16 Amps</b>															
2P3W			110/120	51925	51925	51955	51985		52029	51920	51920	51940	51980	51970*	52029
2P3W			220/240	51126	51126	52046	52086		52029	52022	52022	52042	52082	52172*	52029
2P3W			380/415							52222	52222	52242	52282	52272*	52029
3P4W			220/240							52023	52023	52043	52083	52073*	52229
3P4W			380/415	52227	52227	52247	52287		52229	52223	52223	52243	52283	52173*	52229
3P4W			440							52310	52310	52311	52312		52229
3P4W			500							52320	52320	52321	52322		52229
4P5W			220/240							52024	52024*	52044	52084	52074*	52229
4P5W			220/380 240/415	51131	51131	51161	51181		52229	52224	52224	52244	52284	52174	52229
<b>32 Amps</b>															
2P3W			110/120	51926	51926	51946	51986							51972*	
2P3W			220/240	52726	52726	52746	52786			52722	52722	52742	52782	52872*	
2P3W			380/415							52922	52922	52942	52982	52972*	
3P4W			220/240							52723	52723	52743	52783	52773*	
3P4W			380/415	52927	52927	52947	52987			52923	52923	52943	52983	52873*	
3P4W			440							52350	52350	52351	52352		
3P4W			500							52360	52360	52361	52362		
4P5W			220/240							52724	52724	52744	52784	52774*	
4P5W			220/380 240/415	52928	52928	52948	52988			52924	52924	52944	52984	52874*	
<b>63 Amps</b>															
2P3W			110/120							53522	53542**	53582			53889
2P3W			220/240	53636**	53626	53646	53686		53889	53722	53622**	53642	53682	53772*	53889
3P4W			220/240	53637**	53627	53647	53687		53889	53633	53623**	53643	53683		53889
3P4W			380/415	53837**	53827	53847	53887		53889	53723	53823**	53843	53883	53773*	53889
3P4W			500	53737**	53727	53747	53787		53889						53889
4P5W			220/240	53638**	53628	53648	53688		53889	53634	53624**	53644	53684		53889
4P5W			220/380 240/415	53838**	53828	53848	53888		53889	53724	53824**	53844	53884	53774*	53889
<b>125 Amps</b>															
3P4W			380/415	59102**	59112	59122	59132	59142							
4P5W			220/380 240/0/41	59103**	59113	59123	59133	59143							

\*Use with Back Box listed for surface mounting. Refer to chart on J-31.  
\*\*Complete unit sold with receptacle and surface mount box.



















Additional international configuration available — consult Factory Export Department.

# Pin & Sleeve Devices Special Voltages & Frequencies

Pass & Seymour



## Special Voltages and Frequencies

<b>IP44</b> Suitability				Splashproof				
								Surface Receptacle
Poles & Wires	Recep./ Conn.	Plug/ Inlet	Voltage/ Color-Coding					
<b>16 Amps</b>								
2P			24V				52421	
2P			42VDC					
3P			24V	52402*	52402			
3P4W			50-500V 100/300Hz					
<b>32 Amps</b>								
2P			24V					
2P			42V					
3P4W			50-500V 100/300Hz				52371	

\* Use with Back Box listed below for surface mounting.

Additional international configuration available—consult Factory Export Department.

Size	
<b>Back Box for IP67 &amp; IP44 Non-Metallic Inlets and Receptacles</b>	
16A: 2P3W	52079
16A: 3P4W, 4P5W	52279
63A: All	53879

Device Type	Adapter Plate Leviton, Crouse Hinds/Appleton	Device Type	Adapter Plate Hubbell
<b>Competitor Back Box Adapter Plate</b>			
20A 3 Wire	PSAP320CA	20A 3 Wire	PSAP320HBL
20A 4, 5 Wire	PSAP4520CA	20A 4 Wire	PSAP420HBL
All 30A	PSAP30CA	20A 5 Wire & All 30A	PSAP52030HBL
All 60A		All 60A	PSAP60HB

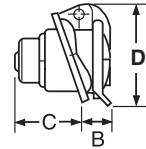
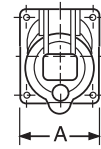
# Pin & Sleeve Devices Splashproof Dimensional Information

Pass & Seymour

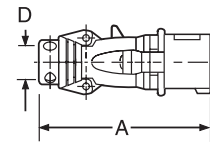


## 16/20 & 30/32 Amp Splashproof Devices/Dimensional Information

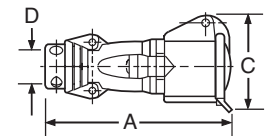
Amps	Wire Configurations	A	B	C	D	E	F
<b>Splashproof Receptacles</b>							
16/20	2 Pole, 3 Wire	2.50	1.57	1.60	3.10	2.05	2.36
	3 Pole, 4 Wire	2.90	1.57	1.73	3.46	2.36	2.75
	4 Pole, 5 Wire	2.90	1.73	1.73	3.66	2.36	2.75
30/32	2 Pole, 3 Wire	3.30	2.10	1.97	4.06	2.75	3.15
	3 Pole, 4 Wire	3.30	2.10	1.97	4.06	2.75	3.15
	4 Pole, 5 Wire	3.30	2.20	2.05	4.20	2.75	3.15
<b>Splashproof Plugs</b>							
16/20	2 Pole, 3 Wire	5.30	2.17		.31-.59		
	3 Pole, 4 Wire	5.50	2.36		.31-.59		
	4 Pole, 5 Wire	6.00	2.60		.39-.71		
30/32	2 Pole, 3 Wire	6.50	2.78		.39-.71		
	3 Pole, 4 Wire	6.50	2.78		.47-.87		
	4 Pole, 5 Wire	6.70	3.03		.47-.87		
<b>Splashproof Connectors</b>							
16/20	2 Pole, 3 Wire	5.79	2.15	2.91	.31-.59		
	3 Pole, 4 Wire	5.94	2.42	3.19	.31-.59		
	4 Pole, 5 Wire	6.77	2.73	3.54	.39-.71		
30/32	2 Pole, 3 Wire	6.97	2.80	3.66	.39-.71		
	3 Pole, 4 Wire	6.97	2.80	3.66	.47-.87		
	4 Pole, 5 Wire	7.20	3.05	3.94	.47-.87		
<b>Splashproof Inlets</b>							
16/20	2 Pole, 3 Wire	2.83	3.07			2.44	3.70
	3 Pole, 4 Wire	3.70	3.39			3.27	4.29
	4 Pole, 5 Wire	3.70	3.39			3.27	4.29
30/32	2 Pole, 3 Wire	3.98	4.37			3.54	5.86
	3 Pole, 4 Wire	3.98	4.37			3.54	5.86
	4 Pole, 5 Wire	3.98	4.25			3.54	5.86



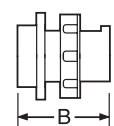
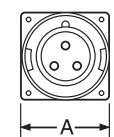
Receptacles



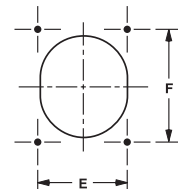
Plugs



Connectors



Inlets



Receptacle/Inlet Drilling Pattern

## 60/63 Amp Splashproof Devices/Dimensional Information

Amps	Wire Configurations	A	B	C	D	E	F
<b>Splashproof Receptacles</b>							
60/63	2 Pole, 3 Wire	4.20	3.50	2.76	5.08	3.03	3.35
	3 Pole, 4 Wire	4.20	3.50	2.76	5.08	3.03	3.35
	4 Pole, 5 Wire	4.20	3.50	2.76	5.08	3.03	3.35
<b>Splashproof Plugs</b>							
60/63	2 Pole, 3 Wire	10.00	4.02		.63-1.04		
	3 Pole, 4 Wire	10.00	4.02		.73-1.14		
	4 Pole, 5 Wire	10.00	4.02		.80-1.26		
<b>Splashproof Connectors</b>							
60/63	2 Pole, 3 Wire	10.75	3.78	4.67	.63-1.04		
	3 Pole, 4 Wire	10.75	3.78	4.67	.73-1.14		
	4 Pole, 5 Wire	10.75	3.78	4.67	.80-1.26		
<b>Splashproof Inlets</b>							
60/63	2 Pole, 3 Wire	4.50	4.25			3.03	3.35
	3 Pole, 4 Wire	4.50	4.25			3.03	3.35
	4 Pole, 5 Wire	4.50	4.25			3.03	3.35

All measurements shown in inches.

# Pin & Sleeve Devices

## Watertight & Splashproof Material & Performance

### Pin & Sleeve Product Specifications

	16/20 Amp	30/32 Amp	60/63 Amp	100/125 Amp
<b>Receptacles</b>				
Housing	Polyamide 6	Polyamide 6	Valox	Valox
Cover	Polyamide 66	Polyamide 66	Valox	Valox
Cover Spring	Stainless Steel	Stainless Steel	Stainless Steel	Stainless Steel
Sealing Gasket†	Neoprene	Neoprene	Neoprene	Neoprene
Mounting Gasket	Neoprene	Neoprene	Neoprene	Neoprene
Contact Carrier	Polyamide 6	Polyamide 6	Polyamide 6	Polyamide 6
Sleeves	Brass w/Nickel Plate*†	Brass w/Nickel Plate*†	Brass w/Nickel Plate	Brass w/Nickel Plate
Terminal Screws	Zinc-Plated Steel	Zinc-Plated Steel	Zinc-Plated Steel	Zinc-Plated Steel
<b>Inlets</b>				
Housing	Polyamide 6	Polyamide 6	Valox	Valox
Mounting Flange	Polyamide 6	Polyamide 6	Valox	Valox
Locking Ring*†	Polyamide 66	Polyamide 66	Valox	Valox
Sealing Gasket†	Neoprene	Neoprene	Neoprene	Neoprene
Mounting Gasket	Neoprene	Neoprene	Neoprene	Neoprene
Contact Carrier	Polyamide 6	Polyamide 6	Polyamide 6	Polyamide 6
Pins	Brass w/Nickel Plate*†	Brass w/Nickel Plate*†	Brass w/Nickel Plate	Brass w/Nickel Plate
Terminal Screws	Zinc-Plated Steel	Zinc-Plated Steel	Zinc-Plated Steel	Zinc-Plated Steel
<b>Plugs</b>				
Housing	Polyamide 6	Polyamide 6	Valox	Valox
Locking Ring*†	Polyamide 66	Polyamide 66	Valox	Valox
Sealing Gasket†	Neoprene	Neoprene	Neoprene	Neoprene
Housing Gasket	Neoprene	Neoprene	Neoprene	Neoprene
Back Body	Polyamide 6	Polyamide 6	Valox	Valox
Contact Carrier	Polyamide 6	Polyamide 6	Polyamide 6	Polyamide 6
Pins	Brass w/Nickel Plate*†	Brass w/Nickel Plate*†	Brass w/Nickel Plate	Brass w/Nickel Plate
Terminal Screws	Zinc-Plated Steel	Zinc-Plated Steel	Zinc-Plated Steel	Zinc-Plated Steel
Cord Grip	Polyamide 6	Polyamide 6	Polyamide 66	Polyamide 66
Grommet	Natural Rubber	Natural Rubber	Natural Rubber	Natural Rubber
Cord Grip Screws	Stainless Steel	Stainless Steel	Stainless Steel	Stainless Steel
Assembly Screws	Stainless Steel	Stainless Steel	Stainless Steel	Stainless Steel
<b>Connectors</b>				
Housing	Polyamide 6	Polyamide 6	Valox	Valox
Cover	Polyamide 66	Polyamide 66	Valox	Valox
Cover Spring	Stainless Steel	Stainless Steel	Stainless Steel	Stainless Steel
Sealing Gasket†	Neoprene	Neoprene	Neoprene	Neoprene
Housing Gasket	Neoprene	Neoprene	Neoprene	Neoprene
Back Body	Polyamide 6	Polyamide 6	Valox	Valox
Contact Carrier	Polyamide 6	Polyamide 6	Polyamide 6	Polyamide 6
Sleeves	Brass w/Nickel Plate*†	Brass w/Nickel Plate*†	Brass w/Nickel Plate	Brass w/Nickel Plate
Terminal Screws	Zinc-Plated Steel	Zinc-Plated Steel	Zinc-Plated Steel	Zinc-Plated Steel
Cord Grip	Polyamide 6	Polyamide 6	Polyamide 66	Polyamide 66
Grommet	Natural Rubber	Natural Rubber	Natural Rubber	Natural Rubber
Cord Grip Screws	Stainless Steel	Stainless Steel	Stainless Steel	Stainless Steel
Assembly Screws	Stainless Steel	Stainless Steel	Stainless Steel	Stainless Steel
<b>Metallic Back Box</b>				
Housing	Cast Aluminum			
Hub	Cast Iron			
<b>Non-Metallic Back Box</b>				
Housing	Polyamide 6			
Hub				

† Does not apply to splashproof.

\* 16/20A and 30/32A sleeves and pins on splashproof products are brass only. Splashproof inlets and plugs do not have locking rings.

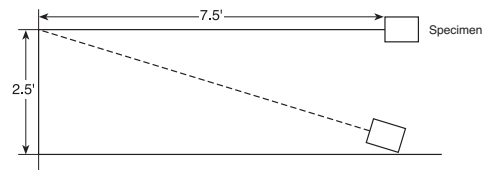
Consult factory for additional details.

### Performance

#### Electrical:

Dielectric Voltage Withstand	3000V maximum
Maximum Working Voltage	600 RMS
Current Interrupting	Certified for current interrupting at full-rated current
Temperature Rise	Maximum 30°C temperature rise at full-rated current after 50 cycles of 150% overload (at 0.75 to 0.80 power factor)
Endurance	20 amp: 5000 cycles with full-rated current and voltage  30, 60, 100 amp: 2000 cycles with full-rated current and voltage applied on every other cycle

#### Mechanical:



Impact Resistance Device dropped 8 times from a height of 2.5 feet with 7.5 feet of cord attached (per CSA 182.1)

#### Cord Grip Retention

	Force, Lbs.**	Torque, Ft.lbs.**
20A	30	0.4
30A	75	0.5
60A	150	1.0
100A	150	1.0

\*\*Applied to minimum recommended cable size.

Cord Accommodation	Round portable service cords  Diameters commensurate with the device rating as defined in UL62, CSA C22.2, No. 49, and the harmonized (HAR) European Standard
Terminal Identification	Identified in accordance with North American convention, UL1682, and IEC 309-1, 309-2
Product Identification	Identification and ratings are labeled on the device housing

#### Environmental:

Moisture Resistance	Per IEC 309-1
Flammability	Contact with live parts: V2 or V0 Enclosure: HB or better per UL94
Operating Temperature	+80°C maximum continuous; -50°C minimum without impact

# Pin & Sleeve Devices Technical Specifications

Pass & Seymour



## Watertight Pin & Sleeve Plugs

20, 30, 60 & 100A

### Typical Specifications

Manufacturer's Identification: Pass & Seymour/Legrand PS460P7-W

Description: Plug, Power Supply

Type: 3 Pole, 4 Wire Grounding

Rating: 60A, 3 Phase 480VAC

Configuration: IEC 309-2, Clock Position 7, Watertight (IP67)

3rd Party Compliance: UL Listed to UL Standard 1682; CSA Certified to CSA 22.2 No. 182.2; UL Classified to IEC 309-1 and IEC 309-2

## Watertight Pin & Sleeve Connectors

20, 30, 60 & 100A

### Typical Specifications

Manufacturer's Identification: Pass & Seymour/Legrand PS460C7-W

Description: Connector, Power Supply

Type: 3 Pole, 4 Wire Grounding

Rating: 60A, 3 Phase 480VAC

Configuration: IEC 309-2, Clock Position 7, Watertight (IP67)

3rd Party Compliance: UL Listed to UL Standard 1682; CSA Certified to CSA 22.2 No. 182.2; UL Classified to IEC 309-1 and IEC 309-2

## Splashproof Pin & Sleeve Plugs

20, 30 & 60A

### Typical Specifications

Manufacturer's Identification: Pass & Seymour/Legrand PS460P7-S

Description: Plug, Power Supply

Type: 3 Pole, 4 Wire Grounding

Rating: 60A, 3 Phase 480VAC

Configuration: IEC 309-2, Clock Position 7, Splashproof (IP44)

3rd Party Compliance: UL Listed to UL Standard 1682; CSA Certified to CSA 22.2 No. 182.2; UL Classified to IEC 309-1 and IEC 309-2

## Splashproof Pin & Sleeve Connectors

20, 30 & 60A

### Typical Specifications

Manufacturer's Identification: Pass & Seymour/Legrand PS460C7-S

Description: Connector, Power Supply

Type: 3 Pole, 4 Wire Grounding

Rating: 60A, 3 Phase 480VAC

Configuration: IEC 309-2, Clock Position 7, Splashproof (IP44)

3rd Party Compliance: UL Listed to UL Standard 1682; CSA Certified to CSA 22.2 No. 182.2; UL Classified to IEC 309-1 and IEC 309-2

### IP Suitability Rating

IP Suitability Ratings are an international system for classifying the degree of protection provided by enclosures of electrical equipment. The higher the number, the greater the degree of protection; they apply ONLY to properly installed equipment. The numerals stand for the following:

1. First Number: Degree of protection for persons against access to hazardous parts inside the enclosure and/or against solid bodies.
2. Second Number: Degree of protection of equipment inside enclosures against damage from the ingress of water.

IEC Enclosure Classification Designation		
Code Letters	First Number	Second Number
Ingress Protection	Against Ingress of Solid Bodies	Against Ingress of Water with Harmful Effects
IP	0 - Nonprotected 1 - $\geq 50$ mm diameter 2 - $\geq 12.5$ mm diameter 3 - $\geq 2.5$ mm diameter 4 - $\geq 1.0$ mm 5 - Dust-protected 6 - Dusttight	0 - Nonprotected 1 - Vertically dripping 2 - Dripping (15° Tilted) 3 - Spraying 4 - Splashing 5 - Jetting 6 - Power jetting 7 - Temporary immersion 8 - Continuous immersion

**Note:**  $\geq$  denotes greater than or equal to. Dimensions in millimeters (mm).

**Example: IP44**=Ingress Protection; Solid bodies  $\geq 1.0$  mm; Splashing

**IP44**  
Suitability

### Conversion Chart

Fractions to Decimals to Millimeters

Inches Fraction	Decimal	mm	Inches Fraction	Decimal	mm	Inches Fraction	Decimal	mm	Inches Fraction	Decimal	mm
1/64	0.0156	0.3969	17/64	0.2656	6.7469	33/64	0.5156	13.0969	49/64	0.7656	19.4469
1/32	0.0312	0.7938	9/32	0.2812	7.1438	17/32	0.5312	13.4938	25/32	0.7812	19.8437
3/64	0.0468	1.1906	19/64	0.2968	7.5406	35/64	0.5468	13.8906	51/64	0.7968	20.2406
1/16	0.0625	1.5875	5/16	0.3125	7.9375	9/16	0.5625	14.2875	13/16	0.8125	20.6375
5/64	0.0781	1.9844	21/64	0.3281	8.3344	37/64	0.5781	14.6844	53/64	0.8281	21.0344
3/32	0.0937	2.3812	11/32	0.3437	8.7312	19/32	0.5937	15.0812	27/32	0.8437	21.4312
7/64	0.1093	2.7781	23/64	0.3593	9.1281	39/64	0.6093	15.4781	55/64	0.8593	21.8281
1/8	0.1250	3.1750	3/8	0.3750	9.5250	5/8	0.6250	15.8750	7/8	0.8750	22.2250
9/64	0.1406	3.5719	25/64	0.3906	9.9219	41/64	0.6406	16.2719	57/64	0.8906	22.6219
5/32	0.1562	3.9688	13/32	0.4062	10.3188	21/32	0.6562	16.6688	29/32	0.9062	23.0188
11/64	0.1718	4.3656	27/64	0.4218	10.7156	43/64	0.6718	17.0656	59/64	0.9218	23.4156
3/16	0.1875	4.7625	7/16	0.4375	11.1125	11/16	0.6875	17.4625	15/16	0.9375	23.8125
13/64	0.2031	5.1594	29/64	0.4531	11.5094	45/64	0.7031	17.8594	61/64	0.9531	24.2094
7/32	0.2187	5.5562	15/32	0.4687	11.9062	23/32	0.7187	18.2562	31/32	0.9687	24.6062
15/64	0.2343	5.9531	31/64	0.4843	12.3031	47/64	0.7343	18.6531	63/64	0.9843	25.0031
1/4	0.2500	6.3500	1/2	0.5000	12.7000	3/4	0.7500	19.0500	1	1.0000	25.4000