

## R20, Halogen Reflectors

| Watts | Base | Order N° | Code Abbreviation | Volts | Master Carton/ Inner Pack | Package Type | Bream Spread | Filament | Avg.. Rated Hours | Lumens | MOL |
|-------|------|----------|-------------------|-------|---------------------------|--------------|--------------|----------|-------------------|--------|-----|
| 50    | Std. | 36810    | 50R20/H/FL        | 120   | 36/6                      | Box          | 55°          | CC8      | 2500              | 550    | 4"  |

## R30, Halogen Reflectors

| Watts | Base | Order N° | Code Abbreviation | Volts | Master Carton/ Inner Pack | Package Type | Bream Spread | Filament | Avg.. Rated Hours | Lumens | MOL    |
|-------|------|----------|-------------------|-------|---------------------------|--------------|--------------|----------|-------------------|--------|--------|
| 60    | Std. | 36303    | 60R30/H/FL        | 120   | 36/6                      | Box          | 60°          | CC8      | 2500              | 750    | 5 3/8" |
| 75    | Std. | 36304    | 75R30/H/FL        | 120   | 36/6                      | Box          | 60°          | CC8      | 2500              | 1020   | 5 3/8" |

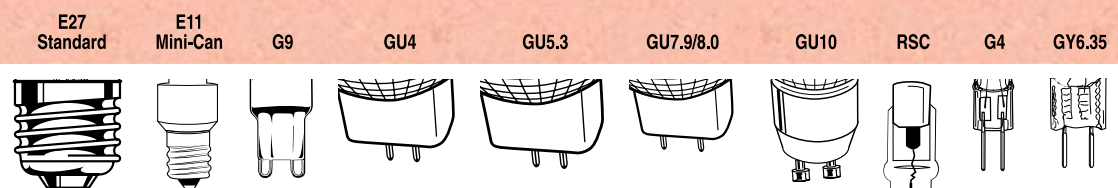
## PAR30, Halogen, Encapsulated

| Watts | Base | Order N° | Code Abbreviation     | Volts | Master Carton/ Inner Pack | Package Type | Candle Power | Bream Spread | Filament | Avg. Rated Hours | Lumens | MOL      |
|-------|------|----------|-----------------------|-------|---------------------------|--------------|--------------|--------------|----------|------------------|--------|----------|
| 50    | Std. | 05423    | 50PAR30/H/FL          | 120   | 24/6                      | Box          | 1350         | 35°          | CC8      | 2000             | 660    | 3 5/8"   |
| 50    | Std. | 05426    | 50PAR30/H/FL/LN       | 120   | 24/6                      | Box          | 1350         | 35°          | CC8      | 2000             | 660    | 4 11/16" |
|       |      |          | <b>Long Neck</b>      |       |                           |              |              |              |          |                  |        |          |
| 50    | Std. | 05210    | 50PAR30/H/LN/F/FL     | 120   | 24/6                      | Box          | 1350         | 50°          | CC8      | 2500             | 660    | 4 3/4"   |
| 50    | Std. | 05425    | 50PAR30/H/SP          | 120   | 24/6                      | Box          | 5000         | 10°          | CC8      | 2000             | 660    | 3 5/8"   |
| 50    | Std. | 05428    | 50PAR30/H/SP/LN       | 120   | 24/6                      | Box          | 5000         | 10°          | CC8      | 2000             | 660    | 4 11/16" |
| 75    | Std. | 05435    | 75PAR30/H/FL          | 120   | 24/6                      | Box          | 2400         | 35°          | CC8      | 2000             | 1100   | 3 5/8"   |
| 75    | Std. | 05427    | 75PAR30/H/FL/LN       | 120   | 24/6                      | Box          | 2400         | 35°          | CC8      | 2000             | 1100   | 4 11/16" |
|       |      |          | <b>Long Neck</b>      |       |                           |              |              |              |          |                  |        |          |
| 75    | Std. | 36914    | 75PAR30/H/FL/LN/130/6 | 130   | 24/6                      | Box          | 3200         | 35°          | CC8      | 2500             | 1100   | 4 11/16" |
|       |      |          | <b>Long Neck</b>      |       |                           |              |              |              |          |                  |        |          |
| 75    | Std. | 05211    | 75PAR30/H/LN/FL       | 120   | 24/6                      | Box          | 3200         | 48°          | CC8      | 2500             | 990    | 4 3/4"   |
| 75    | Std. | 05437    | 75PAR30/H/SP          | 120   | 24/6                      | Box          | 8000         | 10°          | CC8      | 2000             | 1100   | 3 5/8"   |
| 75    | Std. | 05429    | 75PAR30/H/SP/LN       | 120   | 24/6                      | Box          | 8000         | 10°          | CC8      | 2000             | 1100   | 4 11/16" |

## PAR38, Halogen, Encapsulated

| Watts | Base | Order N° | Code Abbreviation  | Volts | Master Carton/ Inner Pack | Package Type | Candle Power | Bream Spread | Filament | Avg. Rated Hours | Lumens | MOL     |
|-------|------|----------|--------------------|-------|---------------------------|--------------|--------------|--------------|----------|------------------|--------|---------|
| 45    | Std. | 05470    | 45PAR38/H/FL       | 120   | 12                        | Box          | 1700         | 30°          | CC8      | 2000             | 520    | 5 3/16" |
| 45    | Std. | 05213    | 45PAR38/H/F/FL     | 120   | 12                        | Box          | 1700         | 43°          | CC8      | 2500             | 470    | 5 1/4"  |
| 75    | Std. | 05475    | 75PAR38/H/FL       | 120   | 12                        | Box          | 2400         | 30°          | CC8      | 2000             | 1100   | 5 3/16" |
| 75    | Std. | 36916    | 75PAR38/H/FL/130/6 | 130   | 12/6                      | Box          | 3300         | 30°          | CC8      | 2500             | 1040   | 5 3/16" |
| 90    | Std. | 05484    | 90PAR38/H/FL       | 120   | 12                        | Box          | 4000         | 30°          | CC8      | 2000             | 1270   | 5 3/16" |
| 90    | Std. | 36917    | 90PAR38/H/FL/130/6 | 130   | 12/6                      | Box          | 3750         | 30°          | CC8      | 2500             | 1270   | 5 3/16" |
| 90    | Std. | 05487    | 90PAR38/H/SP       | 120   | 12                        | Box          | 14500        | 10°          | CC8      | 2000             | 1250   | 5 3/16" |
| 90    | Std. | 05214    | 90PAR38/H/F/FL     | 120   | 12                        | Box          | 3750         | 48°          | CC8      | 2000             | 1200   | 5 1/4"  |
|       |      |          | <b>Frost</b>       |       |                           |              |              |              |          |                  |        |         |

## Halogen Base Types



R20



PAR30  
Spot Flood



PAR30  
Longneck  
Spot Flood



PAR38  
Spot Flood



## R20, Halogen Reflectors

| Watts | Base | Order N° | Code Abbreviation | Volts | Master Carton/ Inner Pack | Package Type | Bream Spread | Filament | Avg.. Rated Hours | Lumens | MOL |
|-------|------|----------|-------------------|-------|---------------------------|--------------|--------------|----------|-------------------|--------|-----|
| 50    | Std. | 36810    | 50R20/H/FL        | 120   | 36/6                      | Box          | 55°          | CC8      | 2500              | 550    | 4"  |

## R30, Halogen Reflectors

| Watts | Base | Order N° | Code Abbreviation | Volts | Master Carton/ Inner Pack | Package Type | Bream Spread | Filament | Avg.. Rated Hours | Lumens | MOL    |
|-------|------|----------|-------------------|-------|---------------------------|--------------|--------------|----------|-------------------|--------|--------|
| 60    | Std. | 36303    | 60R30/H/FL        | 120   | 36/6                      | Box          | 60°          | CC8      | 2500              | 750    | 5 3/8" |
| 75    | Std. | 36304    | 75R30/H/FL        | 120   | 36/6                      | Box          | 60°          | CC8      | 2500              | 1020   | 5 3/8" |




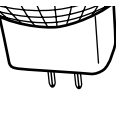

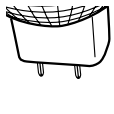
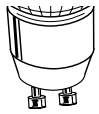
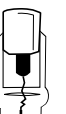
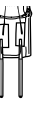

## PAR30, Halogen, Encapsulated

| Watts | Base | Order N° | Code Abbreviation     | Volts | Master Carton/ Inner Pack | Package Type | Candle Power | Bream Spread | Filament | Avg. Rated Hours | Lumens | MOL      |
|-------|------|----------|-----------------------|-------|---------------------------|--------------|--------------|--------------|----------|------------------|--------|----------|
| 50    | Std. | 05423    | 50PAR30/H/FL          | 120   | 24/6                      | Box          | 1350         | 35°          | CC8      | 2000             | 660    | 3 5/8"   |
| 50    | Std. | 05426    | 50PAR30/H/FL/LN       | 120   | 24/6                      | Box          | 1350         | 35°          | CC8      | 2000             | 660    | 4 11/16" |
|       |      |          | <b>Long Neck</b>      |       |                           |              |              |              |          |                  |        |          |
| 50    | Std. | 05210    | 50PAR30/H/LN/F/FL     | 120   | 24/6                      | Box          | 1350         | 50°          | CC8      | 2500             | 660    | 4 3/4"   |
| 50    | Std. | 05425    | 50PAR30/H/SP          | 120   | 24/6                      | Box          | 5000         | 10°          | CC8      | 2000             | 660    | 3 5/8"   |
| 50    | Std. | 05428    | 50PAR30/H/SP/LN       | 120   | 24/6                      | Box          | 5000         | 10°          | CC8      | 2000             | 660    | 4 11/16" |
| 75    | Std. | 05435    | 75PAR30/H/FL          | 120   | 24/6                      | Box          | 2400         | 35°          | CC8      | 2000             | 1100   | 3 5/8"   |
| 75    | Std. | 05427    | 75PAR30/H/FL/LN       | 120   | 24/6                      | Box          | 2400         | 35°          | CC8      | 2000             | 1100   | 4 11/16" |
|       |      |          | <b>Long Neck</b>      |       |                           |              |              |              |          |                  |        |          |
| 75    | Std. | 36914    | 75PAR30/H/FL/LN/130/6 | 130   | 24/6                      | Box          | 3200         | 35°          | CC8      | 2500             | 1100   | 4 11/16" |
|       |      |          | <b>Long Neck</b>      |       |                           |              |              |              |          |                  |        |          |
| 75    | Std. | 05211    | 75PAR30/H/LN/FL       | 120   | 24/6                      | Box          | 3200         | 48°          | CC8      | 2500             | 990    | 4 3/4"   |
| 75    | Std. | 05437    | 75PAR30/H/SP          | 120   | 24/6                      | Box          | 8000         | 10°          | CC8      | 2000             | 1100   | 3 5/8"   |
| 75    | Std. | 05429    | 75PAR30/H/SP/LN       | 120   | 24/6                      | Box          | 8000         | 10°          | CC8      | 2000             | 1100   | 4 11/16" |

## PAR38, Halogen, Encapsulated

| Watts | Base | Order N° | Code Abbreviation  | Volts | Master Carton/ Inner Pack | Package Type | Candle Power | Bream Spread | Filament | Avg. Rated Hours | Lumens | MOL     |
|-------|------|----------|--------------------|-------|---------------------------|--------------|--------------|--------------|----------|------------------|--------|---------|
| 45    | Std. | 05470    | 45PAR38/H/FL       | 120   | 12                        | Box          | 1700         | 30°          | CC8      | 2000             | 520    | 5 3/16" |
| 45    | Std. | 05213    | 45PAR38/H/F/FL     | 120   | 12                        | Box          | 1700         | 43°          | CC8      | 2500             | 470    | 5 1/4"  |
| 75    | Std. | 05475    | 75PAR38/H/FL       | 120   | 12                        | Box          | 2400         | 30°          | CC8      | 2000             | 1100   | 5 3/16" |
| 75    | Std. | 36916    | 75PAR38/H/FL/130/6 | 130   | 12/6                      | Box          | 3300         | 30°          | CC8      | 2500             | 1040   | 5 3/16" |
| 90    | Std. | 05484    | 90PAR38/H/FL       | 120   | 12                        | Box          | 4000         | 30°          | CC8      | 2000             | 1270   | 5 3/16" |
| 90    | Std. | 36917    | 90PAR38/H/FL/130/6 | 130   | 12/6                      | Box          | 3750         | 30°          | CC8      | 2500             | 1270   | 5 3/16" |
| 90    | Std. | 05487    | 90PAR38/H/SP       | 120   | 12                        | Box          | 14500        | 10°          | CC8      | 2000             | 1250   | 5 3/16" |
| 90    | Std. | 05214    | 90PAR38/H/F/FL     | 120   | 12                        | Box          | 3750         | 48°          | CC8      | 2000             | 1200   | 5 1/4"  |
|       |      |          | <b>Frost</b>       |       |                           |              |              |              |          |                  |        |         |

## Halogen Base Types

| E27 Standard  | E11 Mini-Can  | G9  | GU4   | GU5.3   | GU7.9/8.0  | GU10  | RSC   | G4  | GY6.35  |
|---|---|---|---|---|--|---|---|---|---|
|  |  |  |  |  |  |  |  |  |  |



R20



PAR30  
Spot Flood



PAR30  
Longneck  
Spot Flood



PAR38  
Spot Flood

