

# Capacity of Steel Boxes and Covers

NEC/CEC:  
Listed for Ordinary Locations

314.16 Number of Conductors in Outlet, Device, and Junction Boxes, and Conduit Bodies. Boxes and conduit bodies shall be of sufficient size to provide free space for all enclosed conductors. In no case shall the volume of the box, as calculated in 314.16(A), be less than the fill calculation as calculated in 314.16(B). The minimum volume for conduit bodies shall be as calculated in 314.16(C).

The provisions of this section shall not apply to terminal housings supplied with motors.

FPN: For volume requirements of motor terminal housings, see 430.12.

Boxes and conduit bodies enclosing conductors 4 AWG or larger shall also comply with the provisions of 314.28.

(A) Box Volume Calculations. The volume of a wiring enclosure (box) shall be the total volume of the assembled sections and, where used, the space provided by plaster rings, domed covers, extension rings, and so forth, that are marked with their volume or are made from boxes the dimensions of which are listed in Table 314.16(A).

(1) Standard Boxes. The volumes of standard boxes that are not marked with their volume shall be as given in Table 314.16(A).

(2) Other Boxes. Boxes 1650 cm<sup>3</sup> (100 in.<sup>3</sup>) or less, other than those described in Table 314.16(A), and Nonmetallic boxes shall be durably and legibly marked by the manufacturer with their volume. Boxes described in Table 314.16(A) that have a volume larger than is designated in the table shall be permitted to have their volume marked as required by this section.

(B) Box Fill Calculations. The volumes in paragraphs 314.16(B)

(1) through (B) (5), as applicable, shall be added together. No allowance shall be required for small fittings such as locknuts and bushings.

Table 314.16(A) Metal Boxes

Box Trade Size mm (in)		Minimum Volume cm <sup>3</sup> (in. <sup>3</sup> )	Maximum Number of Conductors ①						
			18	16	14	12	10	8	6
100x32 (4x1¼)	round/ octagon	205 (12.5)	8	7	6	5	5	5	2
100x38 (4x1½)	round/ octagon	254 (15.5)	10	8	7	6	6	5	3
100x54 (4x2)	round/ octagon	353 (21.5)	14	12	10	9	8	7	4
100x32 (4x1¼)	square	295 (18)	12	10	9	8	7	6	3
100x38 (4x1½)	square	344 (21)	14	12	10	9	8	7	4
100x54 (4x2)	square	497 (30.3)	20	17	15	13	12	10	6
120x32 (4x1¼)	square	418 (25.5)	17	14	12	11	10	8	5
120x38 (4x1½)	square	484 (29.5)	19	16	14	13	11	9	5
120x54 (4x2)	square	689 (42)	28	24	21	18	16	14	8
75x50x38 (3x2x1½)	device	123 (7.5)	5	4	3	3	3	2	1
75x50x50 (3x2x2)	device	164 (10)	6	5	5	4	4	3	2
75x50x57 (3x2x2¼)	device	172 (10.5)	7	6	5	4	4	3	2
75x50x65 (3x2x2½)	device	205 (12.5)	8	7	6	5	5	4	2
75x50x70 (3x2x2¾)	device	230 (14)	9	8	7	6	5	4	2
75x50x90 (3x2x3½)	device	295 (18)	12	10	9	8	7	6	3
100x54x38 (4x2x1½)	device	169 (10.3)	6	5	5	4	4	3	2
100x54x48 (4x2x1)	device	213 (13)	8	7	6	5	5	4	2
100x54x54 (4x2x2)	device	238 (14.5)	9	8	7	6	5	4	2
95x50x65 (3¾x2x2½)	masonry box/gang	230 (14)	9	8	7	6	5	4	2
95x50x90 (3¾x2x3½)	masonry box/gang	344 (21)	14	12	10	9	8	7	4
min. 44.5 depth	FS - single cover/ gang (1¾)	221 (13.5)	9	7	6	6	5	4	2
min. 60.3 depth	FD - single cover/ gang (2)	295 (18)	12	10	9	8	7	6	3
min. 44.5 depth	FS - multi. cover/ gang (1¾)	295 (18)	12	10	9	8	7	6	3
min. 60.3 depth	FD - multi. cover/ gang (2)	395 (24)	16	13	12	10	9	8	4

① Where no volume allowances are required by 314.16(B)(2) through (B)(5).  
Reproduced with permission NFPA. – All National Electrical Code  
references are from the 2008 edition.

(1) Conductor Fill. Each conductor that originates outside the box and terminates or is spliced within the box shall be counted once, and each conductor that passes through the box without splice or termination shall be counted once. A looped, unbroken conductor not less than twice the minimum length required for free conductors in 300.14 shall be counted twice. The conductor fill shall be calculated using Table 314.16(B). A conductor, no part of which leaves the box, shall not be counted.

Exception: An equipment grounding conductor or conductors or not over four fixture wires smaller than 14 AWG, or both, shall be permitted to be omitted from the calculations where they enter a box from a domed luminaire (fixture) or similar canopy and terminate within that box.

(2) Clamp Fill. Where one or more internal cable clamps, whether factory or field supplied, are present in the box, a single volume allowance in accordance with Table 314.16(B) shall be made based on the largest conductor present in the box. No allowance shall be required for a cable connector with its clamping mechanism outside the box.

(3) Support Fittings Fill. Where one or more luminaire (fixture) studs or hickies are present in the box, a single volume allowance in accordance with Table 314.16(B) shall be made for each type of fitting based on the largest conductor present in the box.

Table 314.16(B) Volume Allowance Required per Conductor

Size of Conductor (AWG)	Free Space Within Box for Each Conductor cm <sup>3</sup> (in. <sup>3</sup> )
18	24.6 (1.50)
16	28.7 (1.75)
14	32.8 (2.00)
12	36.9 (2.25)
10	41 (2.50)
8	49.2 (3.00)
6	81.9 (5.00)

(4) Device or Equipment Fill. For each yoke or strap containing one or more devices or equipment, a double volume allowance in accordance with Table 314.16(B) shall be made for each yoke or strap based on the largest conductor connected to a device(s) or equipment supported by that yoke or strap.

(5) Equipment Grounding Conductor Fill. Where one or more equipment grounding conductors or equipment bonding jumpers enter a box, a single volume allowance in accordance with Table 314.16(B) shall be made based on the largest equipment grounding conductor or equipment bonding jumper present in the box. Where an additional set of equipment grounding conductors, as permitted by 250.146(D), is present in the box, an additional volume allowance shall be made based on the largest equipment grounding conductor in the additional set.

406.8 Receptacles in Damp or Wet Locations.

(B) Wet Locations.

(1) 15- and 20-Ampere Receptacles in a Wet Location. 15- and 20-Ampere, 125- and 250-Volt receptacles installed in a wet location shall have an enclosure that is weatherproof whether or not the attachment plug cap is inserted.

(2) Other Receptacles. All other receptacles installed in a wet location shall comply with (B)(2)(a) or (B)(2)(b).

(a) A receptacle installed in a wet location, where the product intended to be plugged into it is not attended while in use, shall have an enclosure that is weatherproof with the attachment plug cap inserted or removed.

(b) A receptacle installed in a wet location where the product intended to be plugged into it will be attended while in use (e.g., portable tools) shall have an enclosure that is weatherproof when the attachment plug is removed.

# Outlet and Switch Boxes

## Material, Finish, Knockouts, Fire-Rated Assemblies, Compliances, Groundskeeper Raised Ground Boss

**NEC/CEC:**  
*Listed for Ordinary Locations*

---

### Material/Finish

- AISI/SAE 1008
- Pre-galvanized G60, 183.09 g/sq m (0.60 oz/sq ft)
- Thickness: 0.0625" minimum

### Concentric and Eccentric Knockouts

- Boxes with concentric or eccentric knockouts are suitable for bonding without any additional bonding means where used in circuits above or below 250 V. Unless otherwise noted all concentric or eccentric knockouts are 1/2" – 3/4" combinations.

### Use in Fire-Rated Assemblies

- Single and double gang metallic outlet and switch boxes are acceptable for use in two-hour fire rated walls. For additional information refer to the UL guide card information for metallic outlet boxes, QCIT.

### Groundskeeper Raised Ground Boss

- Groundskeeper raised ground feature on boss inside box provides one or two #10-32 tapped hole, allowing a 3/8" long green ground screw to be threaded into box without contacting mounting surface. Other boxes provided with flat ground tapped hole, except Plenum Boxes.

### NEC/CEC Compliances and Certifications

- UL Standard: 514A, 514B, 514D
- UL Listed: E2527, E14817
- NEMA: FB-1, OS-1

# Outlet and Switch Boxes

## Styles of Clamps and Brackets

NEC/CEC:  
Listed for Ordinary Locations

### Clamps ①



CL-9  
For nonmetallic cable




CL-20  
For nonmetallic cable



CL-24  
For nonmetallic cable



CL-26  
For nonmetallic cable



CL-13  
For armored cable (AC), metal clad cable (MCI, MCI-A, MCC) and flexible metal conduit




CL-25  
For armored cable and flexible metal conduit

### Brackets ①



JB



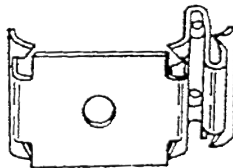
Plain NL



Stud NL



Snap-in metal stud



MSC-OBN  
Outlet box metal stud clip  
for individual sale ②



892  
LOX BOX™ switch box supports  
for individual sale ②

① Products available as installed parts only.

② Products available as individual parts. Order by product catalog number.

# Outlet and Switch Boxes

## Styles of Clamps and Brackets

NEC/CEC:  
Listed for Ordinary Locations

### Brackets ①



Plain, Offset Side Combination



Barbed-Hook, Vertical



Plain, Vertical



Vertical with Stud



Plain, Vertical



Plain, Vertical Angle



Offset, Vertical



Plain, Vertical

Appleton OZGEDNEY

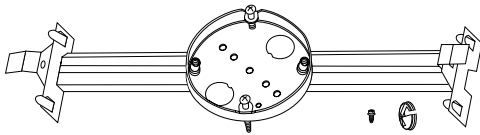
COMMERCIAL AND INDUSTRIAL FITTINGS: OUTLET BOXES, SWITCH BOXES AND COVERS

① Products available as installed parts only.

# Outlet and Switch Boxes

## 4" Round Ceiling Fan Box With and Without Support Bar Hanger

NEC/CEC:  
Listed for Ordinary Locations







	Depth (Inches)	Clamp Type	Bracket, Offset or Expansion	Knockouts (Inches)	dm <sup>3</sup> (in <sup>3</sup> )	Catalog Number
<b>4" Round - with Support Bar Hangers ①</b>						
	1/2	—	NBH, 16" to 24"	(2) 1/2	0.095 (5.8)	<b>FFS-4CL-NBH</b>

① NBH is for new construction. Complies with NEC 442.18 for up to 16 kg (35 lbs) of ceiling fan load or 32 kg (70 lbs) of fixture load.

# Outlet and Switch Boxes

## 4" Octagon Ceiling Fan Boxes With and Without Support Bar Hangers

NEC/CEC:  
Listed for Ordinary Locations






	Depth (Inches)	Clamp Type	Bracket, Offset or Expansion	Knockouts (Inches)	dm <sup>2</sup> (in <sup>2</sup> )	Catalog Number
<b>4" Octagon - without Support Bar Hangers</b>						
	1-1/2	AC/MC, NM	-	(3) 1/2	0.25 (15.5)	FFS-561L
	2-1/8	AC/MC, NM	-	(3) 1/2	0.35 (21.5)	FFS-561LD
	2-1/8	AC/MC, NM	FB, 1/2"	(2) 1/2	0.35 (21.5)	FFS-561LD-VB-NW
<b>4" Octagon - with Support Bar Hangers ①</b>						
	1/2	-	NBH, 16" to 24"	(2) 1/2	0.095 (5.8)	FFS-561L-NBH
	2-1/8	AC/MC, NM	NBH, 16" to 24"	(3) 1/2	0.35 (21.5)	FFS-561LD-NBH
	2-1/8	AC/MC, NM	OBH, 16" to 24"	(3) 1/2	0.35 (21.5)	FFS-561LD-OBH

① NBH is for new construction. Complies with NEC 442.18 for up to 16 kg (35 lbs) of ceiling fan load or 32 kg (70 lbs) of fixture load.

# Outlet and Switch Boxes

## Round Boxes and Covers

NEC/CEC:  
Listed for Ordinary Locations

	Depth (Inches)	Wiring Cubic Inch Capacity	Clamp Type	Knockout Description			Weight per 100 kg (lb)	Catalog Number
				Sides	Ends	Bottom		
<b>3-1/4" Round Boxes - with Nonmetallic Sheathed Cable Clamps ①</b>								
 1/2" Deep	1/2	4.5	CL-9	—	—	(3) 1/2" (4) 21/32"	13.15 (29.0)	<b>510LC</b> (36115)
 1/2" Deep	1/2	4.5	—	—	—	(3) 1/2" (4) 21/32"	21.77 (48.0)	<b>510L</b> ①
<b>3-1/4" Round Covers - For 3-1/4" Octagon and Round Boxes ②</b>								
	Flat	0.0	—		Blank		7.71 (17.0)	<b>8301A</b> (24C1)
	Flat	0.0	—		1/2" KO		7.71 (17.0)	<b>8320</b> (24C6)
<b>4" Round Box - with Knockouts in Bottom ③</b>								
 1/2" Deep	1/2	6.0	—	—	—	(5) 1/2"	16.33 (36.0)	<b>4CL</b> (56111)

① Not UL Listed.






② 2-3/4" Cover Hole Centerline.

③ 3-1/2" Cover Hole Centerline.

# Outlet and Switch Boxes

## 3-1/4" Octagon Boxes and Extension Ring

NEC/CEC:  
Listed for Ordinary Locations

	Depth (Inches)	Wiring Cubic Inch Capacity	Clamp Type	Knockout Description			Weight per 100 kg (lb)	Catalog Number ① (Universal No.)
				Sides	Ends	Bottom		
<b>3-1/4" Octagon Boxes - with Knockouts</b>								
 <b>30-1/2</b> 1-1/2" Deep	1-1/2	10.5	—	(4) 1/2"	—	(1) 1/2"	17.24 (38.0)	<b>30-1/2</b> (24151-1/2)
<b>3-1/4" Octagon Boxes - with Nonmetallic Sheathed Cable Clamps</b>								
 <b>560L</b> 1-1/2" Deep; Two nail holes each end	1-1/2	11.9	CL-26	(2) 1/2"	(4) 21/32"	(1) 1/2"	21.77 (48.0)	<b>560L</b> (24151-N)
 <b>560LXE</b> 1-1/2" Deep; Plaster Ears	1-1/2	11.9	CL-26	(2) 1/2"	(4) 21/32"	(1) 1/2"	23.13 (51.0)	<b>560LXE</b> (24151-NE)
 <b>560LVB</b> 1-1/2" Deep; Plain Vertical Bracket; Set back 5/8"	1-1/2	11.9	CL-26	(1) 1/2"	(4) 21/32"	(1) 1/2"	25.40 (56.0)	<b>560LVB</b> (24151NF)
<b>3-1/4" Octagon Box Extension Ring - with Knockouts</b>								
 <b>30E-1/2</b> 1-1/2" Deep	1-1/2	10.5	—	(4) 1/2"	—	—	15.42 (34.0)	<b>30E-1/2</b> (25151-1/2)

① 2-3/4" Cover Hole Centerline.

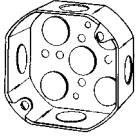
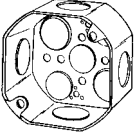
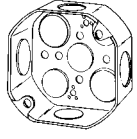
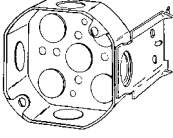
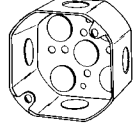
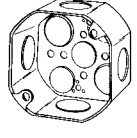


# Outlet and Switch Boxes

## 4" Octagon Boxes

With Knockouts

NEC/CEC:  
Listed for Ordinary Locations

	Depth (Inches)	Wiring Cubic Inch Capacity	Knockout Description			Weight per 100 kg (lb)	Catalog Number ① (Universal No.)
			Sides	Ends	Bottom		
 <b>1-1/2" Deep</b>	1-1/2	15.5	(4) 1/2"	—	(5) 1/2"	23.59 (52.0)	<b>40-1/2</b> (54151-1/2)
 <b>1-1/2" Deep</b>	1-1/2	15.5	(4) 3/4"	—	(3) 1/2" (2) 3/4"	23.59 (52.0)	<b>40-3/4</b> (54151-3/4)
 <b>1-1/2" Deep</b>	1-1/2	15.5	(2) 1/2" (2) 3/4"	—	(3) 1/2" (2) 3/4"	23.59 (52.0)	<b>40-SPL</b> (54151SPL)
 <b>1-1/2" Deep;</b> <b>JB Bracket set flush</b> <b>Gauging notches 3/8" &amp; 1/2"</b>	1-1/2	15.5	(4) 1/2"	—	(5) 1/2"	30.84 (68.0)	<b>40JB-1/2</b> (54151J-1/2)
 <b>2-1/8" Deep</b>	2-1/8	21.5	(4) 1/2"	—	(5) 1/2"	29.94 (66.0)	<b>40D-1/2</b> (54171-1/2)
 <b>2-1/8" Deep</b>	2-1/8	21.5	(4) 3/4"	—	(3) 1/2" (2) 3/4"	29.94 (66.0)	<b>40D-3/4</b> (54171-3/4)

① 3-1/2" Cover Hole Centerline.

# Outlet and Switch Boxes

## 4" Octagon Boxes

With Knockouts

NEC/CEC:  
Listed for Ordinary Locations

	Depth (Inches)	Wiring Cubic Inch Capacity	Knockout Description			Weight per 100 kg (lb)	Catalog Number ① (Universal No.)
			Sides	Ends	Bottom		
 <b>2-1/8" Deep</b>	2-1/8	21.5	(2) 1/2" (2) 3/4"	—	(3) 1/2" (2) 3/4"	30.84 (68.0)	<b>4OD-SPL</b> (54171SPL)
 <b>1-1/2" Deep; Vertical bracket with stud; Set back 5/8"</b>	1-1/2	15.5	(3) 1/2"	—	(5) 1/2"	28.12 (62.0)	<b>4OVB-1/2</b> (54151F-1/2)
 <b>1-1/2" Deep; 40-1/2 box on SX115; Stud bar hanger; Adjusts from 11-1/2" to 18-1/2"</b>	1-1/2	15.5	(4) 1/2"	—	(4) 1/2"	41.73 (92.0)	<b>SX115-40-1/2 ②</b>

① 3-1/2" Cover Hole Centerline.

② Not fan box rated.

# Outlet and Switch Boxes

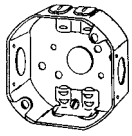
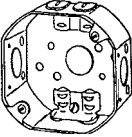
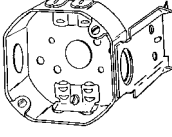
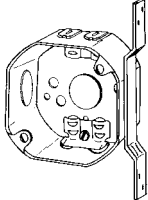
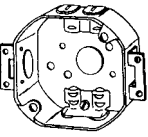
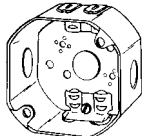
## 4" Octagon Boxes

With Nonmetallic Sheathed Cable Clamps

NEC/CEC:  
Listed for Ordinary Locations

Appleton OZGEDNEY

COMMERCIAL AND INDUSTRIAL FITTINGS: OUTLET BOXES, SWITCH BOXES AND COVERS

	Depth (Inches)	Wiring Cubic Inch Capacity	Clamp Type	Knockout Description			Weight per 100 kg (lb)	Catalog Number ① (Universal No.)
				Sides	Ends	Bottom		
 <b>1-1/2" Deep</b>	1-1/2	15.5	CL-26	(2) 1/2"	(4) 21/32"	(1) 1/2"	25.85 (57.0)	<b>561L</b> (54151)
 <b>1-1/2" Deep; Four nail holes each end</b>	1-1/2	15.5	CL-26	(2) 1/2"	(4) 21/32"	(1) 1/2"	25.85 (57.0)	<b>561N</b> (54151N)
 <b>1-1/2" Deep; JB Bracket set flush; Gauging notches 3/8" &amp; 1/2"</b>	1-1/2	15.5	CL-26	(2) 1/2"	(4) 21/32"	(1) 1/2"	33.57 (74.0)	<b>561LJB</b> (54151JN)
 <b>1-1/2" Deep; Bracket set back 5/8"</b>	1-1/2	15.5	CL-26	(2) 1/2"	(4) 21/32"	(1) 1/2"	29.94 (66.0)	<b>561LVB</b> (54151FN)
 <b>1-1/2" Deep; Plaster ears</b>	1-1/2	15.5	CL-26	(2) 1/2"	(4) 21/32"	(1) 1/2"	28.12 (62.0)	<b>561LXE</b> (54151NE)
 <b>2-1/8" Deep</b>	2-1/8	21.5	CL-26	(2) 1/2"	(4) 21/32"	(1) 1/2"	31.75 (70.0)	<b>561LD</b> (54171N)

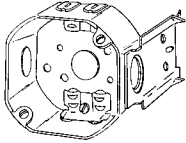
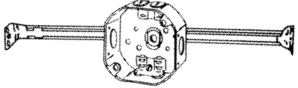
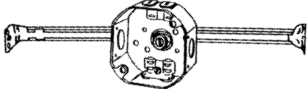
① 3-1/2" Cover Hole Centerline.

# Outlet and Switch Boxes

## 4" Octagon Boxes

With Nonmetallic Sheathed Cable Clamps

NEC/CEC:  
Listed for Ordinary Locations

	Depth (Inches)	Wiring Cubic Inch Capacity	Clamp Type	Knockout Description			Weight per 100 kg (lb)	Catalog Number ① (Universal No.)
				Sides	Ends	Bottom		
 <p><b>2-1/8" Deep;</b> JB Bracket set back 1"; Gauging notches set back 1-3/8" &amp; 1-1/2"</p>	2-1/8	21.5	CL-26	(2) 1/2"	(4) 21/32"	(1) 1/2"	38.10 (84.0)	<b>561LDJB</b> (54171JN)
 <p><b>1-1/2" Deep;</b> 561L box on SX18 clip bar hanger; Adjusts from 11-1/2" to 18-1/2"</p>	1-1/2	15.5	CL-26	(2) 1/2"	(4) 21/32"	—	43.54 (96.0)	<b>SX18-561L</b> ②③
 <p><b>1-1/2" Deep;</b> 561L box on SX115 stud bar hanger; Adjusts from 11-1/2" to 18-1/2"</p>	1-1/2	15.5	CL-26	(2) 1/2"	(4) 21/32"	—	44.91 (99.0)	<b>SX115-561L</b> ③


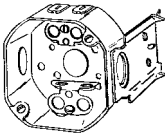
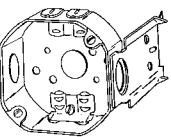
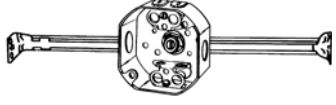
- ① 3-1/2" Cover Hole Centerline.
- ② Not UL Listed.
- ③ Not fan box rated.

# Outlet and Switch Boxes

## 4" Octagon Boxes

With Armored Cable Clamps

NEC/CEC:  
Listed for Ordinary Locations

	Depth (Inches)	Wiring Cubic Inch Capacity	Clamp Type	Knockout Description			Weight per 100 kg (lb)	Catalog Number ① (Universal No.)
				Sides	Ends	Bottom		
 <p><b>1-1/2" Deep</b> Two nail holes each end</p>	1-1/2	15.5	CL-25	(2) 1/2"	(4) 21/32" (4) 21/32"	(1) 1/2"	27.67 (61.0)	<b>551L</b> (54151X)
 <p><b>1-1/2" Deep</b> JB Bracket set flush; Gauging Notches 3/8" &amp; 1/2"</p>	1-1/2	15.5	CL-25	(2) 1/2"	(4) 21/32" (4) 21/32"	(1) 1/2"	33.57 (74.0)	<b>551LJB</b>
 <p><b>2-1/8" Deep</b> JB Bracket set back 1"; Gauging Notches 3/8" &amp; 1/2"</p>	2-1/8	21.5	CL-25	(2) 1/2"	(4) 21/32" (4) 21/32"	(1) 1/2"	38.10 (84.0)	<b>551LDJB</b>
 <p><b>1-1/2" Deep</b> 551L box on SX115 stud bar hanger; Adjusts from 11-1/2" to 18-1/2"</p>	1-1/2	15.5	CL-25	(2) 1/2"	(4) 21/32" (4) 21/32"	—	46.72 (103.0)	<b>SX115-551L ②</b>




① 3-1/2" Cover Hole Centerline.  
② Not fan box rated.

# Outlet and Switch Boxes

## 4" Octagon Box Extension Rings

With Knockouts

NEC/CEC:  
Listed for Ordinary Locations

	Depth (Inches)	Wiring Cubic Inch Capacity	Clamp Type	Knockout Description			Weight per 100 kg (lb)	Catalog Number ① (Universal No.)
				Sides	Ends	Bottom		
 <p><b>1-1/2" Deep</b></p>	1-1/2	15.5	—	(4) 1/2"	—	—	16.78 (37.0)	<b>4OE-1/2</b> (551511/2)
 <p><b>1-1/2" Deep</b></p>	1-1/2	15.5	—	(2) 1/2" (2) 3/4"	—	—	17.69 (39.0)	<b>4OE-3/4</b> (551513/4)
 <p><b>1-1/2" Deep</b></p>	1-1/2	15.5	—	(2) 1/2"	—	—	44.91 (99.0)	<b>4OE-SPL</b> (55151-SPL)

① 3-1/2" Cover Hole Centerline.

# Outlet and Switch Boxes

## 4" Octagon and Round Covers

For 4" Octagon and Round Boxes

NEC/CEC:  
Listed for Ordinary Locations

	Depth (Inches)	Wiring Cubic Inch Capacity	Knockout Description	Weight per 100 kg (lb)	Catalog Number <sup>①</sup> (Universal No.)
 1/2" Raised	1/2" Raised	3.5	Ears 2-3/4" C to C	8.16 (18.0)	<b>8409A</b> (54C31/2)
 5/8" Raised	5/8" Raised	4.5	Ears 2-3/4" C to C	9.07 (20.0)	<b>8409</b> (54C33/4)
 Flat	Flat	3.5	Blank	11.79 (26.0)	<b>8403</b> (5401)
 Flat	Flat	0.0	1/2" Knockout	11.79 (26.0)	<b>8413</b> (54C6)
 Flat	Flat	0.0	One Single Flush Receptacle 1-13/32" D	9.53 (21.0)	<b>8419LR</b> (54-S)
 Flat	Flat	0.0	Duplex Receptacle	8.62 (19.0)	<b>8420LR</b> (54-D)
 Beveled	Beveled (White)	0.0	Blank	11.79 (26.0)	<b>WCRB4W</b>

<sup>①</sup> 3-1/2" Cover Hole Centerline.

# Outlet and Switch Boxes

## 4" Square Boxes - 1-1/2" Deep

With Knockouts

NEC/CEC:  
Listed for Ordinary Locations

	Depth (Inches)	Wiring Cubic Inch Capacity	Knockout Description			Weight per 100 kg (lb)	Catalog Number (Universal No.)
			Sides	Ends	Bottom		
 <b>1-1/4" Deep, Drawn</b>	1-1/4	18.0	(10) 1/2"	—	(5) 1/2"	27.67 (61.0)	<b>4SL-1/2</b> (52141-1/2)
 <b>1-1/2" Deep, Welded</b>	1-1/2	21.0	(12) 1/2"	—	(4) 1/2"	33.11 (73.0)	<b>4S-1/2</b> (52151-1/2)
 <b>1-1/2" Deep, Welded</b>	1-1/2	21.0	(12) 1/2"	—	(4) 1/2"	33.11 (73.0)	<b>4S-1/2RD</b> ①
 <b>1-1/2" Deep, Drawn</b>	1-1/2	21.0	(12) 1/2"	—	(5) 1/2"	33.11 (73.0)	<b>4S1/2-DR</b> (52151-1/2)
 <b>1-1/2" Deep, Welded</b>	1-1/2	21.0	(8) 3/4"	—	(2) 1/2" (2) 3/4"	30.39 (67.0)	<b>4S-3/4</b> (52151-3/4)
 <b>1-1/2" Deep, Drawn</b>	1-1/2	21.0	(8) 3/4"	—	(2) 1/2" (2) 3/4"	30.39 (67.0)	<b>4S3/4-DR</b> (52151-3/4)

① For fire alarm circuits. Red powder coat finish.



# Outlet and Switch Boxes

## 4" Square Boxes - 1-1/2" Deep

With Knockouts

NEC/CEC:  
Listed for Ordinary Locations

	Depth (Inches)	Wiring Cubic Inch Capacity	Knockout Description			Weight per 100 kg (lb)	Catalog Number (Universal No.)
			Sides	Ends	Bottom		
 1-1/2" Deep, Welded	1-1/2	21.0	(8) 1/2" (4) Eccentric KO	—	(2) 1/2" (2) Eccentric KO	32.66 (72.0)	<b>4SEK</b>
 1-1/2" Deep, Welded	1-1/2	21.0	(8) 1/2" (4) Eccentric KO	—	(2) 1/2" (2) Eccentric KO	32.66 (72.0)	<b>4SEKP</b> ①
 1-1/2" Deep, Welded	1-1/2	21.0	(8) 1/2" (4) 3/4"	—	(2) 1/2" (2) 3/4"	33.11 (73.0)	<b>4S-SPL</b> (52151-SPL)
 1-1/2" Deep, Drawn	1-1/2	21.0	(8) 1/2" (4) 3/4"	—	(2) 1/2" (2) 3/4"	33.11 (73.0)	<b>4S-SPL-DR</b> (52151-SPL)
 1-1/2" Deep, Drawn	1-1/2	21.0	(8) 1/2" (4) 3/4"	—	(3) 1/2" (2) 3/4"	33.11 (73.0)	<b>4S-SPL-DRRD</b> ②
 1-1/2" Deep, Drawn	1-1/2	21.0	(8) 1/2" (4) 3/4"	—	(3) 1/2" (2) 1/2"	33.11 (73.0)	<b>4S-SPL-DRP</b> ①
 Plenum Box; 1-1/2" Deep, Drawn; Without any holes and with reset knockouts (Screws supplied with cover, Catalog number 8465P)	1-1/2	21.0	(8) 1/2" (4) 3/4"	—	(3) 1/2" (2) 3/4"	31.75 (70.0)	<b>4SP</b>

① Provided with green ground screw and 10" long No. 12 AWG solid, insulated green ground wire.

② For fire alarm circuits. Red powder coat finish.

# Outlet and Switch Boxes

## 4" Square Boxes - 1-1/2" Deep

With Knockouts

NEC/CEC:  
Listed for Ordinary Locations

	Depth (Inches)	Wiring Cubic Inch Capacity	Knockout Description			Weight per 100 kg (lb)	Catalog Number (Universal No.)
			Sides	Ends	Bottom		
 <p><b>1-1/2" Deep, Welded; Plain vertical bracket</b></p>	1-1/2	21.0	(6) 3/4"	—	(2) 1/2" (2) 3/4"	36.74 (81.0)	<b>4SVB3/4PL</b> (52151-V-3/4)
 <p><b>1-1/2" Deep, Welded; Plain vertical bracket</b></p>	1-1/2	21.0	(6) 1/2" (3) Eccentric KO	—	(2) 1/2" (2) Eccentric KO	36.74 (81.0)	<b>4SVB-EK-PL</b>
 <p><b>1-1/2" Deep, Welded; Plain vertical bracket</b></p>	1-1/2	21.0	(6) 1/2" (3) Eccentric KO	—	(2) 1/2" (2) Eccentric KO	36.74 (81.0)	<b>4SVB-EK-PLRD</b> ①
 <p><b>1-1/2" Deep, Welded; 1-3/8" offset vertical bracket</b></p>	1-1/2	21.0	(6) 1/2" (3) Eccentric KO	—	(2) 1/2" (2) Eccentric KO	40.37 (89.0)	<b>4SOB-EK</b>
 <p><b>1-1/2" Deep, Welded; Vertical bracket with barbed hooks</b></p>	1-1/2	21.0	(6) 1/2" (3) Eccentric KO	—	(2) 1/2" (2) Eccentric KO	37.19 (82.0)	<b>4SAB-EK</b>
 <p><b>1-1/2" Deep, Welded; Stud NL bracket set flush with front of box</b></p>	1-1/2	21.0	(6) 1/2" (3) Eccentric KO	—	(2) 1/2" (2) Eccentric KO	35.38 (78.0)	<b>4SB-EK</b> (52151-B-1/2)

① For fire alarm circuits. Red powder coat finish.

# Outlet and Switch Boxes

## 4" Square Boxes - 1-1/2" Deep

With Knockouts

NEC/CEC:

Listed for Ordinary Locations

	Depth (Inches)	Wiring Cubic Inch Capacity	Knockout Description			Weight per 100 kg (lb)	Catalog Number (Universal No.)
			Sides	Ends	Bottom		
	2-1/8	30.3	(8) 1/2" (4) Eccentric KO	—	(2) 1/2" (2) Eccentric KO	37.19 (82.0)	<b>4SD-EK</b>
  Red Box Option	2-1/8	30.3	(8) 1/2" (4) Eccentric KO	—	(2) 1/2" (2) Eccentric KO	37.19 (82.0)	<b>4SD-EKRD</b> ①
<b>2-1/8" Deep, Welded</b>							
 	2-1/8	30.3	(8) 1/2" (4) Eccentric KO	—	(2) 1/2" (2) Eccentric KO	37.19 (82.0)	<b>4SD-EKP</b> ②
<b>2-1/8" Deep, Welded</b>							
 	2-1/8	30.3	(8) 3/4"	—	(3) 1/2" (2) 3/4"	38.10 (84.0)	<b>4SD-3/4</b> (52171-3/4)
<b>2-1/8" Deep, Welded</b>							
 	2-1/8	30.3	(8) 1"	—	(3) 1/2" (2) 3/4"	38.10 (84.0)	<b>4SD-1</b> (52171-1)
<b>2-1/8" Deep, Welded</b>							
 	2-1/8	30.3	(6) 1/2" (3) Eccentric KO	—	(2) 1/2" (2) Eccentric KO	47.17 (104.0)	<b>4SDVB-EK-PL</b>
 	2-1/8	30.3	(6) 1/2" (3) Eccentric KO	—	(2) 1/2" (2) Eccentric KO	47.17 (104.0)	<b>4SDVB-EK-PLRD</b> ①
<b>2-1/8" Deep, Welded; Plain vertical bracket; Set flush with front of box</b>							

① For fire alarm circuits. Red powder coat finish.

② Provided with green ground screw and 10" long No. 12 AWG solid, insulated green ground wire.

# Outlet and Switch Boxes

## 4" Square Boxes - 2-1/8" Deep

With Knockouts

NEC/CEC:  
Listed for Ordinary Locations

	Depth (Inches)	Wiring Cubic Inch Capacity	Knockout Description			Weight per 100 kg (lb)	Catalog Number (Universal No.)
			Sides	Ends	Bottom		
 <p><b>2-1/8" Deep, Welded; Plain vertical bracket; Set flush with front of box</b></p>	2-1/8	30.3	(6) 1/2" (3) Eccentric KO	—	(2) 1/2" (2) Eccentric KO	47.17 (104.0)	<b>4SDVB-EK-PLP</b> ①
 <p><b>2-1/8" Deep, Welded</b></p>	2-1/8	30.3	(8) 1/2" (4) 3/4"	—	(3) 1/2" (2) 3/4"	38.56 (85.0)	<b>4SD-SPL</b> (52171-SPL)
 <p><b>2-1/8" Deep, Welded</b></p>	2-1/8	30.3	(8) 1/2" (4) 3/4"	—	(3) 1/2" (2) 3/4"	38.56 (85.0)	<b>4SD-SPLRD</b> ②
 <p><b>2-1/8" Deep, Welded</b></p>	2-1/8	30.3	(8) 1/2" (4) 3/4"	—	(3) 1/2" (2) 3/4"	38.56 (85.0)	<b>4SD-SPLP</b> ①
 <p><b>Plenum Box, 2-1/8" Deep, Drawn; Without any holes and with reset knockouts (Screws supplied with cover, catalog number 8465P)</b></p>	2-1/8	30.3	(8) 1/2" (4) 3/4"	—	(3) 1/2" (2) 3/4"	38.10 (84.0)	<b>4SPD</b>

① Provided with green ground screw and 10' long No. 12 AWG solid, insulated green ground wire.

② For fire alarm circuits. Red powder coat finish.






# Outlet and Switch Boxes

## 4" Square Boxes

With Nonmetallic Sheathed Cable Clamps

NEC/CEC:

Listed for Ordinary Locations

	Depth (Inches)	Wiring Cubic Inch Capacity	Type Clamp	Knockout Description			Weight per 100 kg (lb)	Catalog Number (Universal No.)
				Sides	Ends	Bottom		
 <p><b>1-1/2" Deep, Welded Nail holes</b></p>	1-1/2	21.0	CL-26	(4) 1/2" (2) Eccentric KO	(4) 2 1/32"	(1) 1/2"	33.57 (74.0)	<b>4SR-EK</b>
 <p><b>1-1/2" Deep, Welded; Stud NL Bracket set flush with front of box</b></p>	1-1/2	21.0	CL-26	(2) 1/2" (1) Eccentric KO	(4) 2 1/32"	(1) 1/2"	39.92 (88.0)	<b>4SRB-EK</b>
 <p><b>1-1/2" Deep, Welded; 1-3/8" offset vertical bracket; Set flush with front of box</b></p>	1-1/2	21.0	CL-26	(2) 1/2" (1) Eccentric KO	(4) 2 1/32"	(1) 1/2"	38.10 (84.0)	<b>4SRVB-EK-PL</b>
 <p><b>1-1/2" Deep, Welded; Plain vertical bracket</b></p>	1-1/2	21.0	CL-26	(2) 1/2"	(4) 2 1/32"	(1) 1/2"	38.10 (84.0)	<b>4SRVB-EK-PLP</b> ①
 <p><b>1-1/2" Deep, Welded; 1-3/8" offset vertical bracket; Set flush with front of box</b></p>	1-1/2	21.0	CL-26	(2) 1/2" (1) Eccentric KO	(4) 2 1/32"	(1) 1/2"	42.64 (94.0)	<b>4SROB-EK</b>




① Provided with green ground screw and 10" long No. 12 AWG solid, insulated green ground wire.

# Outlet and Switch Boxes

## 4" Square Boxes

With Nonmetallic Sheathed Cable Clamps

NEC/CEC:  
Listed for Ordinary Locations

	Depth (Inches)	Wiring Cubic Inch Capacity	Type Clamp	Knockout Description			Weight per 100 kg (lb)	Catalog Number (Universal No.)
				Sides	Ends	Bottom		
 <p><b>1-1/8" Deep, Welded; Vertical bracket with barbed hooks</b></p>	1-1/2	21.0	CL-26	(2) 1/2" (1) Eccentric KO	(4) 21/32"	(1) 1/2"	39.92 (88.0)	4SRAB-EK
 <p><b>2-1/8" Deep, Drawn Nail holes</b></p>	2-1/8	30.3	CL-26	(6) 1/2"	(4) 21/32"	(1) 1/2"	40.82 (90.0)	4SRD
 <p><b>2-1/8" Deep, Drawn; Plain vertical bracket flush with front of box</b></p>	2-1/8	30.3	CL-26	(3) 1/2"	(4) 21/32"	(1) 1/2"	45.36 (100.0)	4SRDVB-PL

# Outlet and Switch Boxes

## 4" Square Boxes

With Armored Cable (AC)/Metal Clad Cable (MCI, MCI-A, MCC)/ Flexible Metal Conduit Clamps

NEC/CEC:

Listed for Ordinary Locations

	Depth (Inches)	Wiring Cubic Inch Capacity	Type Clamp	Knockout Description			Weight per 100 kg (lb)	Catalog Number (Universal No.)
				Sides	Ends	Bottom		
 <b>1-1/2" Deep, Welded</b>	1-1/2	21.0	CL-13	(4) 1/2" (2) Eccentric KO	(4) 21/32"	(1) 1/2"	45.36 (100.0)	<b>4SX-EK</b> (52151VB)
 <b>1-1/2" Deep, Welded</b> With Green Ground Wire	1-1/2	21.0	CL-13	(4) 1/2" (2) Eccentric KO	(4) 21/32"	(1) 1/2"	45.36 (100.0)	<b>4SX-EKP</b> ①
 <b>1-1/2" Deep, Welded; Vertical bracket with barbed hooks</b>	1-1/2	21.0	CL-13	(2) 1/2" (1) Eccentric KO	(4) 21/32"	(1) 1/2"	45.36 (100.0)	<b>4SXAB-EK</b> (52151VB)
 <b>1-1/2" Deep, Welded; Plain vertical bracket</b>	1-1/2	21.0	CL-13	(2) 1/2" (1) Eccentric KO	(4) 21/32"	(1) 1/2"	51.71 (114.0)	<b>4SXVB-EK-PL</b>
 <b>1-1/2" Deep, Welded; Plain NL bracket set flush with front of box</b>	1-1/2	21.0	CL-13	(2) 1/2" (1) Eccentric KO	(4) 21/32"	(1) 1/2"	52.62 (116.0)	<b>4SXB-EK-PL</b>


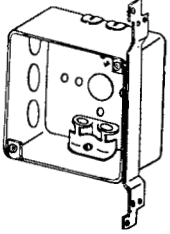
① Provided with green ground screw and 10" long No. 12 AWG solid, insulated green ground wire.

# Outlet and Switch Boxes

## 4" Square Boxes

With Armored Cable (AC)/Metal Clad Cable (MCI, MCI-A, MCC)/ Flexible Metal Conduit Clamps

NEC/CEC:  
Listed for Ordinary Locations

	Depth (Inches)	Wiring Cubic Inch Capacity	Type Clamp	Knockout Description			Weight per 100 kg (lb)	Catalog Number (Universal No.)
				Sides	Ends	Bottom		
 <p>2-1/8" Deep, Drawn</p>	2-1/8	30.3	CL-13	(6) 1/2"	(4) 21/32"	(1) 1/2"	45.36 (100.0)	4SXD
 <p>2-1/8" Deep, Drawn; Plain vertical bracket; Set flush with front of box</p>	2-1/8	30.3	CL-13	(3) 1/2"	(4) 21/32"	(1) 1/2"	51.71 (114.0)	4SXDVB-PL



# Outlet and Switch Boxes

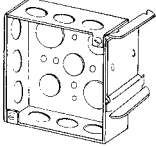
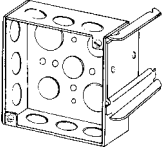
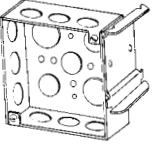
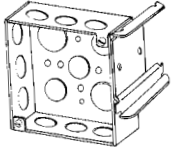
## 4" Square Boxes with Snap-In Brackets

For 2-1/2" and 3-5/8" Metal Studs

NEC/CEC:  
Listed for Ordinary Locations

Appleton OZGEDNEY

COMMERCIAL AND INDUSTRIAL FITTINGS: OUTLET BOXES, SWITCH BOXES AND COVERS


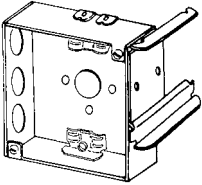
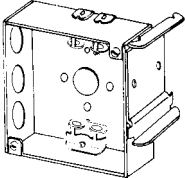

	Depth (Inches)	Wiring Cubic Inch Capacity	Stud Size (Inches)	Type Clamp	Knockout Description			Weight per 100 kg (lb)	Catalog Number (Universal No.)
					Sides	Ends	Bottom		
 1-1/2" Deep, Welded; For 2-1/2" metal stud	1-1/2	2-1/2	21.0	—	(9) 1/2"	—	(5) 1/2"	41.73 (92.0)	4S1/2-SB2-1/2
 1-1/2" Deep, Welded; For 3-5/8" metal stud	1-1/2	3-5/8	21.0	—	(9) 1/2"	—	(5) 1/2"	46.27 (102.0)	4S1/2-SB3-5/8
 1-1/2" Deep, Welded; For 2-1/2" metal stud	1-1/2	2-1/2	21.0	—	(6) 1/2" (3) 3/4"	—	(3) 1/2" (2) 3/4"	41.73 (92.0)	4S-SPL-SB2-1/2
 1-1/2" Deep, Welded; For 3-5/8" metal stud	1-1/2	3-5/8	21.0	—	(6) 1/2" (3) 3/4"	—	(3) 1/2" (2) 3/4"	46.27 (102.0)	4S-SPL-SB3-5/8

# Outlet and Switch Boxes

## 4" Square Boxes with Snap-In Brackets

For 2-1/2" and 3-5/8" Metal Studs

NEC/CEC:  
Listed for Ordinary Locations

	Depth (Inches)	Stud Size (Inches)	Wiring Cubic Inch Capacity	Type Clamp	Knockout Description			Weight per 100 kg (lb)	Catalog Number (Universal No.)
					Sides	Ends	Bottom		
<b>With Nonmetallic Sheathed Cable Clamps</b>									
	1-1/2	2-1/2	21.0	CL-26	(3) 1/2"	(4) 21/32"	(1) 1/2"	42.18 (93.0)	4SR-SB2-1/2
<b>1-1/2" Deep, Welded For 2-1/2" metal stud</b>									
	1-1/2	3-5/8	21.0	CL-26	(3) 1/2"	(4) 21/32"	(1) 1/2"	46.72 (103.0)	4SR-SB3-5/8
<b>1-1/2" Deep, Welded For 3-5/8" metal stud</b>									
<b>With Armored Cable (AC)/Metal Clad Cable (MCI, MCI-A, MCC) Clamps</b>									
	1-1/2	2-1/2	21.0	CL-13	(3) 1/2"	(4) 21/32"	(1) 1/2"	53.98 (119.0)	4SX-SB2-1/2
<b>1-1/2" Deep, Welded For 2-1/2" metal stud</b>									
	1-1/2	3-5/8	21.0	CL-13	(3) 1/2"	(4) 21/32"	(1) 1/2"	58.51 (129.0)	4SX-SB3-5/8
<b>1-1/2" Deep, Welded For 3-5/8" metal stud</b>									

# Outlet and Switch Boxes

## 4" Square Box Extension Rings and Thru-Ring

With Knockouts

NEC/CEC:

Listed for Ordinary Locations

	Depth (Inches)	Wiring Cubic Inch Capacity	Knockout Description			Weight per 100 kg (lb)	Catalog Number (Universal No.)
			Sides	Ends	Bottom		
 <p><b>Extension Ring</b> 1-1/2" Deep, Drawn Top: Two 8-32 screws Bottom: Two slide-on slots</p>	1-1/2	21.0	(12) 1/2"	—	—	19.96 (44.0)	<b>4SE-1/2</b>
 <p><b>Extension Ring</b> 1-1/2" Deep, Drawn Top: Two 8-32 screws Bottom: Two slide-on slots</p>	1-1/2	21.0	(8) 3/4"	—	—	19.96 (44.0)	<b>4SE-3/4</b> (53151-3/4)
 <p><b>Extension Ring</b> 1-1/2" Deep, Welded Top: Two 8-32 screws Bottom: Cutout for switch or handy box</p>	1-1/2	21.0	(8) 1/2" (4) 3/4"	—	—	29.03 (64.0)	<b>4SSBE-SPL</b>
<p>Red Box Option</p>  <p><b>Extension Ring</b> 1-1/2" Deep, Drawn Top: Two 8-32 screws Bottom: Two slide-on screws and two slide-on screws</p>	1-1/2	21.0	(8) 1/2" (4) 3/4"	—	—	29.03 (64.0)	<b>4SSBE-SPLRD</b> ①
 <p><b>Combo Extension-Thru-Ring</b> 1-1/2" Deep, Drawn Top: Two 8-32 screws Bottom: Two 8-32 screws and two slide-on screws</p>	1-1/2	21.0	(6) 1/2" (4) 3/4"	—	—	21.32 (47.0)	<b>4SES</b> (53151-1/2)
<p>Red Box Option</p>  <p><b>Combo Extension-Thru-Ring</b> 1-1/2" Deep, Drawn Top: Two 8-32 screws Bottom: Two 8-32 screws and two slide-on screws</p>	1-1/2	21.0	(6) 1/2" (4) 3/4"	—	—	21.32 (47.0)	<b>4SESRD</b> ①

① For fire alarm circuits. Red powder coat finish.

# Outlet and Switch Boxes

## 4" Square Covers

Raised Surface Covers

NEC/CEC:  
Listed for Ordinary Locations

	Depth (Inches)	Wiring Cubic Inch Capacity	Description	Weight per 100 kg (lb)	Catalog Number (Universal No.)
 <p><b>1/2" Raised</b></p>	1/2	7.0	Blank	20.41 (45.0)	8360
 <p><b>1/2" Raised</b></p>	1/2	7.0	One Toggle Switch	19.96 (44.0)	8361 (52-1T)
 <p><b>1/2" Raised</b></p>	1/2	7.0	One GFCI Device	15.88 (35.0)	8362
 <p><b>1/2" Raised</b> <b>1-13/32" Opening</b></p>	1/2	7.0	One Single Flush Receptacle 1-13/32" D	18.14 (40.0)	8363
 <p><b>1/2" Raised</b> <b>1-13/32" Openings</b></p>	1/2	7.0	Two Single Flush Receptacles 1-13/32" D	17.24 (38.0)	8364


**Appleton**  


COMMERCIAL AND INDUSTRIAL FITTINGS: OUTLET BOXES, SWITCH BOXES AND COVERS

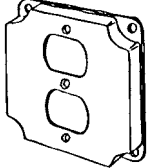
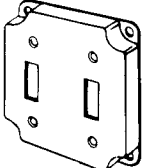
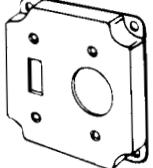
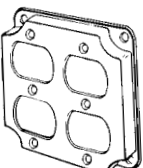
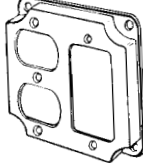
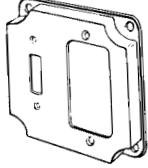
# Outlet and Switch Boxes

## 4" Square Covers

Raised Surface Covers

NEC/CEC:

Listed for Ordinary Locations

	Depth (Inches)	Wiring Cubic Inch Capacity	Description	Weight per 100 kg (lb)	Catalog Number (Universal No.)
 <p>1/2" Raised</p>	1/2	7.0	One Duplex Flush Receptacle ①	16.33 (36.0)	<b>8365N</b>
 <p>1/2" Raised</p>	1/2	7.0	Two Toggle Switches	19.05 (42.0)	<b>8367</b> (52-2T)
 <p>1/2" Raised 1-13/32" Opening</p>	1/2	7.0	One Toggle Switch, One Single Flush Receptacle 1-13/32" D	17.69 (39.0)	<b>8368</b>
 <p>1/2" Raised</p>	1/2	7.0	Two Duplex Flush Receptacles ①	14.97 (33.0)	<b>8371N</b>
 <p>1/2" Raised</p>	1/2	7.0	One Duplex Flush, One GFCI Device ①	14.51 (32.0)	<b>8373N</b>
 <p>1/2" Raised</p>	1/2	7.0	One Toggle Switch, One GFCI Device	17.24 (38.0)	<b>8374</b>




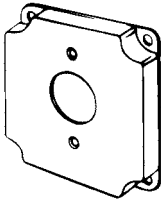
① Extra mounting screws and nuts provided.

# Outlet and Switch Boxes

## 4" Square Covers

Raised Surface Covers

NEC/CEC:  
Listed for Ordinary Locations

	Depth (Inches)	Wiring Cubic Inch Capacity	Description	Weight per 100 kg (lb)	Catalog Number (Universal No.)
 <p><b>1/2" Raised</b></p>	1/2	7.0	One Toggle Switch, One Duplex Flush ①	20.41 (45.0)	<b>8375N</b>
 <p><b>1/2" Raised 2-9/64" Opening</b></p>	1/2	7.0	30-50A Single Flush Receptacle 2-9/64" D	19.96 (44.0)	<b>8377</b>
 <p><b>1/2" Raised 2-1/2" Opening</b></p>	1/2	7.0	One Single Flush Receptacle 2-1/2" D	15.88 (35.0)	<b>8378</b>
 <p><b>1/2" Raised 1-19/32" Opening</b></p>	1/2	7.0	20A Twist Lock Receptacle 1-19/32" D	18.14 (40.0)	<b>8379</b> (52R54)

① Extra mounting screws and nuts provided.

# Outlet and Switch Boxes

## 4" Square Covers

Flat Covers and Single Device - Plaster Rings/Mud Rings

NEC/CEC:  
Listed for Ordinary Locations

	Depth (Inches)	Wiring Cubic Inch Capacity	Description	Weight per 100 kg (lb)	Catalog Number (Universal No.)
<b>Flat Covers</b>					
	Flat	—	Blank	14.51 (32.0)	<b>8465</b> (52C1)
<b>Blank</b>	Flat	—	Blank	14.51 (32.0)	<b>8465RD</b> ①
	Flat	—	1/2" KO	14.51 (32.0)	<b>8474</b> (52C6)
<b>1/2" KO</b>					
	Flat	—	Blank Plenum Box Cover Gasketed with Two Captive Screws	15.88 (35.0)	<b>8465P</b>
<b>Plenum box cover with gasket and screws</b>					
<b>Single Device</b>					
	1/4	1.5	Single Device	9.98 (22.0)	<b>8468WB</b> (52C36)
<b>1/4" Raised</b>					
	Flat	0.0	Single Device	9.53 (21.0)	<b>8468F</b> (52C-0)
<b>Flat</b>					

① For fire alarm circuits. Red powder coat finish.

# Outlet and Switch Boxes

## 4" Square Covers

Single Device - Plaster Rings/Mud Rings

NEC/CEC:  
Listed for Ordinary Locations

	Depth (Inches)	Wiring Cubic Inch Capacity	Description	Weight per 100 kg (lb)	Catalog Number (Universal No.)
 <b>1/4" Raised</b>	1/4	2.0	Single Device	10.43 (23.0)	<b>8468B</b> (52C62)
 <b>1/2" Raised</b>	1/2	3.5	Single Device - Drawn	12.70 (28.0)	<b>8468A</b> (52C13)
 <b>5/8" Raised</b>	5/8	4.5	Single Device - Drawn	12.70 (28.0)	<b>8468C</b> (52C14-5/8)
 <b>3/4" Raised</b>	3/4	5.5	Single Device - Drawn	14.51 (32.0)	<b>8468</b> (52C14)
 <b>1" Raised</b>	1	7.5	Single Device - Drawn	16.33 (36.0)	<b>8466A</b> (52C15)
 <b>1-1/4" Raised</b>	1-1/4	9.5	Single Device - Drawn	18.14 (40.0)	<b>8466</b> (52C16)

**Appleton** OZGEDNEY

COMMERCIAL AND INDUSTRIAL FITTINGS: OUTLET BOXES, SWITCH BOXES AND COVERS



# Outlet and Switch Boxes

## 4" Square Covers

Single Device - Ceiling Plaster Rings/Mud Rings

NEC/CEC:  
Listed for Ordinary Locations

	Depth (Inches)	Wiring Cubic Inch Capacity	Description	Weight per 100 kg (lb)	Catalog Number (Universal No.)
 <b>1/4" Raised</b>	1/4	1.5	Ears 2-3/4" C to C Open	9.98 (22.0)	<b>8461E</b> (52C3-1/4)
 <b>1/2" Raised</b>	1/2	3.5	Ears 2-3/4" C to C Open	10.89 (24.0)	<b>8461A</b> (52C3-1/2)
 <b>5/8" Raised</b>	5/8	4.5	Ears 2-3/4" C to C Open	11.79 (26.0)	<b>8461</b> (52C)
 <b>3/4" Raised</b>	3/4	5.0	Ears 2-3/4" C to C Open	12.70 (28.0)	<b>8461B</b> (52C3-3/4)
 <b>1" Raised</b>	1	7.0	Ears 2-3/4" C to C Open	24.49 (54.0)	<b>8461C</b> (52C3-1)
 <b>1-1/4" Raised</b>	1-1/4	9.0	Ears 2-3/4" C to C Open	33.11 (73.0)	<b>8461D</b> (52C3-1-1/4)

© Appleton OZGEDNEY







COMMERCIAL AND INDUSTRIAL FITTINGS: OUTLET BOXES, SWITCH BOXES AND COVERS

# Outlet and Switch Boxes

## 4" Square Covers

Double Device - Plaster Rings/Mud Rings

NEC/CEC:  
Listed for Ordinary Locations

	Depth (Inches)	Wiring Cubic Inch Capacity	Description	Weight per 100 kg (lb)	Catalog Number (Universal No.)
 Flat	Flat	0.0	Double Device	5.89 (13.0)	<b>8470F</b> (52C-00)
 1/4" Raised	1/4	3.5	Double Device	7.71 (17.0)	<b>8470WB</b> (52C37)
 1/4" Raised	1/4	3.0	Double Device	5.89 (13.0)	<b>8470B</b> (52C20)
 1/2" Raised	1/2	6.0	Double Device	9.07 (20.0)	<b>8470A</b> (52C17)
 5/8" Raised	5/8	8.0	Double Device	9.98 (22.0)	<b>8470C</b> (52C185/8)
 3/4" Raised	3/4	9.0	Double Device	10.89 (24.0)	<b>8470</b> (52C18)

**Appleton** OZGEDNEY



COMMERCIAL AND INDUSTRIAL FITTINGS: OUTLET BOXES, SWITCH BOXES AND COVERS

# Outlet and Switch Boxes

## 4" Square Covers

Double Device - Plaster Rings/Mud Rings

NEC/CEC:  
Listed for Ordinary Locations

	Depth (Inches)	Wiring Cubic Inch Capacity	Description	Weight per 100 kg (lb)	Catalog Number (Universal No.)
 1" Raised	1	12.0	Double Device	13.61 (30.0)	8469A (52C19)
 1-1/4" Raised	1-1/4	15.0	Double Device	18.14 (40.0)	8469B (52C21)

Appleton OZGEDNEY

COMMERCIAL AND INDUSTRIAL FITTINGS: OUTLET BOXES, SWITCH BOXES AND COVERS



# Outlet and Switch Boxes

## 4" Square Tile Covers

Single Device - Plaster Rings/Mud Rings

NEC/CEC:  
Listed for Ordinary Locations

	Depth (Inches)	Wiring Cubic Inch Capacity	Description	Weight per 100 kg (lb)	Catalog Number (Universal No.)
 Flat	1/2	3.5	Single Device	13.61 (30.0)	<b>846-50</b> (52C49-1/2)
 1/4" Raised	3/4	5.8	Single Device	15.88 (35.0)	<b>846-75</b> (52C49-3/4)
 1/4" Raised	1	7.5	Single Device	18.14 (40.0)	<b>846-100</b> (52C49-1)
 1/2" Raised	1-1/4	9.3	Single Device	20.87 (46.0)	<b>846-125</b> (52C49-1-1/4)
 5/8" Raised	1-1/2	11	Single Device	23.59 (52.0)	<b>846-150</b> (52C50-1-1/2)
 3/4" Raised	2	14.8	Single Device	29.03 (64.0)	<b>846-200</b> (52C51-2)

# Outlet and Switch Boxes

## 4" Square Tile Covers

Double Device - Plaster Rings/Mud Rings

NEC/CEC:  
Listed for Ordinary Locations

	Depth (Inches)	Wiring Cubic Inch Capacity	Description	Weight per 100 kg (lb)	Catalog Number (Universal No.)
 <b>1/2" Raised</b>	1/2	3.5	Single Device	13.61 (30.0)	<b>847-50</b> (52C52-1/2)
 <b>3/4" Raised</b>	3/4	5.8	Single Device	15.88 (35.0)	<b>847-75</b> (52C52-3/4)
 <b>1" Raised</b>	1	7.5	Single Device	18.14 (40.0)	<b>847-100</b> (52C5-1)
 <b>1-1/4" Raised</b>	1-1/4	9.3	Single Device	20.87 (46.0)	<b>847-125</b> (52C52-1-1/4)
 <b>1-1/2" Raised</b>	1-1/2	11	Single Device	23.59 (52.0)	<b>847-150</b> (52C53-1-1/2)
 <b>2" Raised</b>	2	14.8	Single Device	29.03 (64.0)	<b>847-200</b> (52C54-2)

Appleton OZGEDNEY







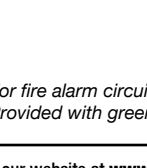
COMMERCIAL AND INDUSTRIAL FITTINGS: OUTLET BOXES, SWITCH BOXES AND COVERS

# Outlet and Switch Boxes

## 4-11/16" Square Boxes

With Knockouts

NEC/CEC:  
Listed for Ordinary Locations

	Depth (Inches)	Wiring Cubic Inch Capacity	Knockout Description			Weight per 100 kg (lb)	Catalog Number (Universal No.)
			Sides	Ends	Bottom		
 <p><b>1-1/2" Deep, Welded</b></p>	1-1/2	29.5	(8) 3/4"	—	(2) 1/2" (2) 3/4"	39.46 (87.0)	<b>4SJ-3/4</b> (72151-3/4)
 <p><b>1-1/2" Deep, Welded</b></p>	1-1/2	29.5	(10) Eccentric KO	—	(1) 1/2" (1) 3/4" (2) Eccentric KO	39.92 (88.0)	<b>4SJ-EK</b> (72151-SPL)
 <p><b>1-1/2" Deep, Welded</b></p>	1-1/2	29.5	(10) Eccentric KO	—	(1) 1/2" (1) 3/4" (2) Eccentric KO	39.92 (88.0)	<b>4SJ-EKP</b> ②
 <p><b>2-1/8" Deep, Welded</b></p>	2-1/8	42.0	(10) 3/4"	—	(2) 1/2" (2) 3/4"	47.17 (104.0)	<b>4SJD-3/4</b> (72171-3/4)
 <p><b>2-1/8" Deep, Welded</b></p>	2-1/8	42.0	(12) Eccentric KO	—	(1) 1/2" (1) 3/4" (2) Eccentric KO	47.17 (104.0)	<b>4SJD-EK</b> (72171-SPL)
 <p><b>2-1/8" Deep, Welded</b></p>	2-1/8	42.0	(12) Eccentric KO	—	(1) 1/2" (1) 3/4" (2) Eccentric KO	47.17 (104.0)	<b>4SJD-EKRD</b> ①
 <p><b>2-1/8" Deep, Welded</b></p>	2-1/8	42.0	(12) Eccentric KO	—	(1) 1/2" (1) 3/4" (2) Eccentric KO	47.17 (104.0)	<b>4SJD-EKP</b> ②

① For fire alarm circuits. Red powder coat finish.

② Provided with green ground screw and 10" long No. 12 AWG solid, insulated green ground wire.

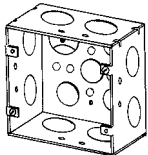
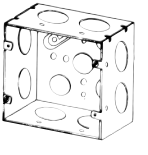
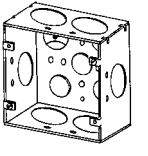
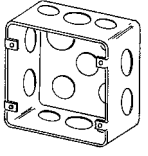
# Outlet and Switch Boxes

## 4-11/16" Square Boxes

With Knockouts

NEC/CEC:

Listed for Ordinary Locations

	Depth (Inches)	Wiring Cubic Inch Capacity	Knockout Description			Weight per 100 kg (lb)	Catalog Number (Universal No.)
			Sides	Ends	Bottom		
 <p><b>2-1/8 Deep, Welded</b></p>	2-1/8	42.0	(4) 3/4" (4) 1"	—	(2) 1/2" (2) 3/4"	48.99 (108.0)	<b>4SJD-3/4-1</b> (72171-3/4-1-SPL)
 <p><b>2-1/8 Deep, Welded</b></p>	2-1/8	42.0	(8) 1"	—	(2) 1/2" (2) 3/4"	43.99 (97.0)	<b>4SJD-1</b> (72171-1)
 <p><b>2-1/8 Deep, Welded</b></p>	2-1/8	42.0	(6) 1-1/4"	—	(2) 1/2" (2) 3/4"	48.08 (106.0)	<b>4SJD-1-1/4</b> (72171-1-1/4)
 <p><b>Plenum Box 2-1/8 Deep, Drawn</b> (Screws supplied with cover, catalog number 8487P)</p>	2-1/8	42.0	(4) 1/2" (6) 3/4"	—	(3) 1/2" (2) 3/4"	48.99 (108.0)	<b>4SPJD</b>

# Outlet and Switch Boxes

## 4-11/16" Square Boxes and Extension Rings

With Knockouts

NEC/CEC:  
Listed for Ordinary Locations

	Depth (Inches)	Wiring Cubic Inch Capacity	Knockout Description			Weight per 100 kg (lb)	Catalog Number (Universal No.)	
			Sides	Ends	Bottom			
<b>4-11/16" Square Boxes</b>								
	2-1/8	42.0	(9) Eccentric KO	—	(1) 1/2" (1) 3/4" (2) Eccentric KO	56.25 (124.0)	<b>4SJD-EK-VB</b>	
<b>2-1/8" Deep, Welded Offset vertical bracket flush with front of box</b>								
	2-1/8	42.0	(6) 1"	—	(2) 1/2" (2) 3/4"	56.25 (124.0)	<b>4SJD-1-VB</b>	
<b>2-1/8" Deep, Welded Offset vertical bracket flush with front of box</b>								
<b>4-11/16" Square Box Extension Rings</b>								
	2-1/8	42.0	(4) 1/2" (6) 3/4"	—	—	29.94 (66.0)	<b>4SJDE-1/2-3/4</b>	
<b>2-1/8" Deep, Drawn 8-32 tapped holes and slide-on screw slots in bottom</b>	Red Box Option	2-1/8	42.0	(4) 1/2" (6) 3/4"	—	—	29.94 (66.0)	<b>4SJDE-1/2-3/4RD</b> ①
	2-1/8	42.0	(8) 1"	—	—	29.94 (66.0)	<b>4SJDE-1</b>	
<b>2-1/8" Deep, Drawn 8-32 tapped holes and slide-on screw slots in bottom</b>								

① For fire alarm circuits. Red powder coat finish.



# Outlet and Switch Boxes

## 4-11/16" Square Covers

Raised Surface

NEC/CEC:  
Listed for Ordinary Locations

	Depth (Inches)	Wiring Cubic Inch Capacity	Description	Weight per 100 kg (lb)	Catalog Number (Universal No.)
 <b>1/2" Raised</b>	1/2	10.0	One GFCI Device	22.68 (50.0)	<b>8484</b>
 <b>1/2" Raised</b>	1/2	10.0	One Toggle Switch, One GFCI Device	22.68 (50.0)	<b>8484A</b>
 <b>1/2" Raised</b>	1/2	10.0	One Duplex Receptacle, One GFCI Device ①	20.41 (45.0)	<b>8484BN</b>
 <b>1/2" Raised</b>	1/2	10.0	One Toggle Switch	24.49 (54.0)	<b>8489</b>
 <b>1/2" Raised</b>	1/2	10.0	Two Toggle Switches	24.49 (54.0)	<b>8490</b>
 <b>1/2" Raised</b>	1/2	10.0	One Duplex Receptacle ①	22.68 (50.0)	<b>8491N</b>
 <b>1/2" Raised</b>	1/2	10.0	Blank	24.95 (55.0)	<b>8495</b>


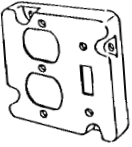




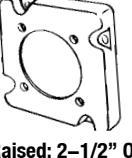
① Extra mounting screws and nuts provided.

# Outlet and Switch Boxes

## 4-11/16" Square Covers

Raised Surface

NEC/CEC:  
Listed for Ordinary Locations

	Depth (Inches)	Wiring Cubic Inch Capacity	Description	Weight per 100 kg (lb)	Catalog Number (Universal No.)
	1/2	10.0	Two Duplex Receptacles ①	20.41 (45.0)	8492N
<b>1/2" Raised</b>					
	1/2	10.0	One Toggle Switch, One Duplex Receptacle ①	22.68 (50.0)	8493N
<b>1/2" Raised</b>					
	1/2	10.0	Single Receptacle 1-13/32" D	24.49 (54.0)	8494
<b>1/2" Raised; 1-13/32" Opening</b>					
	1/2	10.0	Single Receptacle 1-19/32" D	24.49 (54.0)	8496
<b>1/2" Raised; 1-19/32" Opening</b>					
	1/2	10.0	Twist Lock Receptacle 1-3/4" D	23.13 (51.0)	8497
<b>1/2" Raised; 1-3/4" Opening</b>					
	1/2	10.0	Single Receptacle 2-5/32" D	24.49 (54.0)	8498
<b>1/2" Raised; 2-5/32" Opening</b>					
	1/2	10.0	Single Receptacle 2-1/2" D	24.49 (54.0)	8499
<b>1/2" Raised; 2-1/2" Opening</b>					

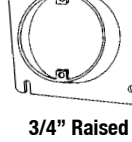
① Extra mounting screws and nuts provided.

# Outlet and Switch Boxes

## 4-11/16" Square Covers

Flat and Single - Ceiling Plaster Rings/Mud Rings

NEC/CEC:  
Listed for Ordinary Locations

	Depth (Inches)	Wiring Cubic Inch Capacity	Description	Weight per 100 kg (lb)	Catalog Number (Universal No.)
<b>Flat</b>					
	Flat	—	Blank	19.05 (42.0)	<b>8487</b> (72C1)
	Flat	—	Blank	19.05 (42.0)	<b>8487RD</b> ①
	Flat	—	One 1/2" Knockout	19.50 (43.0)	<b>8487K</b> (72C6)
	Flat	—	Blank Plenum Box Cover Gasketed with Four Captive Screws	21.77 (48.0)	<b>8487P</b>
<b>Single Device</b>					
	1/2	3.0	Ears 2-3/4" C to C	16.33 (36.0)	<b>8488A</b>
<b>1/2" Raised</b>					
	5/8	4.0	Ears 2-3/4" C to C	19.05 (42.0)	<b>8488B</b>
<b>5/8" Raised</b>					
	3/4	5.0	Ears 2-3/4" C to C	21.77 (48.0)	<b>8488C</b>
<b>3/4" Raised</b>					


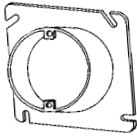
① For fire alarm circuits. Red powder coat finish.

# Outlet and Switch Boxes

## 4-11/16" Square Covers

Single Device - Ceiling Plaster Rings/Mud Rings

**NEC/CEC:**  
Listed for Ordinary Locations

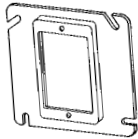
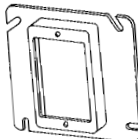
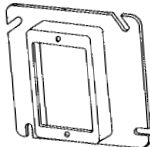
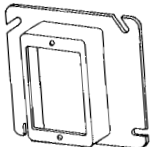
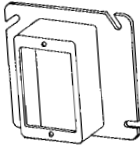
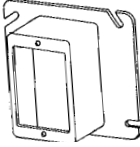
	Depth (Inches)	Wiring Cubic Inch Capacity	Description	Weight per 100 kg (lb)	Catalog Number (Universal No.)
 <p><b>1" Raised</b></p>	1	7.0	Ears 2-3/4 C to C	27.22 (60.0)	8488D
 <p><b>1-1/4" Raised</b></p>	1-1/4	9.0	Ears 2-3/4 C to C	32.66 (72.0)	8488E

# Outlet and Switch Boxes

## 4-11/16" Square Covers

Single Device - Plaster Rings/Mud Rings

NEC/CEC:  
Listed for Ordinary Locations

	Depth (Inches)	Wiring Cubic Inch Capacity	Description	Weight per 100 kg (lb)	Catalog Number (Universal No.)
 1/4" Raised	1/4	2.5	Single Device	15.42 (34.0)	8485B
 1/2" Raised	1/2	4.0	Single Device	17.24 (38.0)	8485A (72C13)
 5/8" Raised	5/8	4.8	Single Device	17.69 (39.0)	8485C
 3/4" Raised	3/4	5.5	Single Device	18.14 (40.0)	8485 (72C14)
 1" Raised	1	6.3	Single Device	20.41 (45.0)	8485D
 1-1/4" Raised	1-1/4	8.0	Single Device	22.68 (50.0)	8485E

# Outlet and Switch Boxes

## 4-11/16" Square Covers

Double Device - Plaster Rings/Mud Rings

NEC/CEC:  
Listed for Ordinary Locations

	Depth (Inches)	Wiring Cubic Inch Capacity	Description	Weight per 100 kg (lb)	Catalog Number (Universal No.)
 Flat	Flat	0.0	Double Devices	4.99 (11.0)	8486F
 1/4" Raised	1/4	2.8	Double Devices	5.44 (12.0)	8486B
 1/2" Raised	1/2	7.5	Double Devices	13.61 (30.0)	8486A (72C17)
 5/8" Raised	5/8	6.8	Double Devices	14.52 (32.0)	8486C
 3/4" Raised	3/4	8.5	Double Devices	16.33 (36.0)	8486
 1" Raised	1	11.3	Double Devices	18.14 (40.0)	8486D
 1-1/4" Raised	1-1/4	13.5	Double Devices	22.68 (50.0)	8486E

# Outlet and Switch Boxes

## 4-11/16" Square Tile Covers

Single Device and Double Device - Plaster Rings/Mud Rings

NEC/CEC:  
Listed for Ordinary Locations

	Depth (Inches)	Wiring Cubic Inch Capacity	Description	Weight per 100 kg (lb)	Catalog Number (Universal No.)
<b>Single Device</b>					
 1" Raised	1	6.8	Single Device	19.05 (42.0)	856-100
 1-1/4" Raised	1-1/4	9.5	Single Device	21.77 (48.0)	856-125
 1-1/2" Raised	1-1/2	11.3	Single Device	24.49 (54.0)	856-150
 2" Raised	2	15.0	Single Device	29.94 (66.0)	856-200
<b>Double Device</b>					
 1" Raised	1	12.5	Double Devices	18.14 (40.0)	857-100
 1-1/2" Raised	1-1/2	18.8	Double Devices	24.49 (54.0)	857-150
 2" Raised	2	24.5	Double Devices	31.75 (70.0)	857-200

Appleton OZGEDNEY


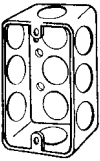
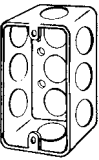



COMMERCIAL AND INDUSTRIAL FITTINGS: OUTLET BOXES, SWITCH BOXES AND COVERS

# Outlet and Switch Boxes

## Handy Boxes

3-3/4" x 1-1/2" and 4" x 2-1/8" with Knockouts

NEC/CEC:  
Listed for Ordinary Locations

	Depth (Inches)	Wiring Cubic Inch Capacity	Knockout Description			Weight per 100 kg (lb)	Catalog Number (Universal No.)
			Sides	Ends	Bottom		
<b>3-3/4" x 1-1/2" with Knockouts</b>							
	1-1/2	7.0	(6) 1/2"	(2) 1/2"	(3) 1/2"	15.42 (34.0)	<b>4SS</b>
<b>1-1/2" Deep, Drawn</b>							
<b>4" x 2-1/8" with Knockouts</b>							
	1-1/4	9.5	(6) 1/2"	(2) 1/2"	(3) 1/2"	17.69 (39.0)	<b>4CSL-1/2</b> (58361-1/2)
<b>1-1/4" Deep, Drawn</b>							
	1-1/2	10.3	(6) 1/2"	(2) 1/2"	(3) 1/2"	20.87 (46.0)	<b>4SSLS-1/2</b> (58351-1/2)
<b>1-1/2" Deep, Drawn</b>							
	1-7/8	13.0	(6) 1/2"	(2) 1/2"	(2) 1/2"	23.59 (52.0)	<b>4CS-1/2</b> ① (58361-1/2)
<b>1-7/8" Deep, Drawn</b>							
	1-7/8	13.0	(4) 3/4"	(2) 3/4"	(1) 3/4"	22.23 (49.0)	<b>4CS-3/4</b> (58361-3/4)
<b>1-7/8" Deep, Drawn</b>							
	1-7/8	13.0	(3) 1/2"	(2) 1/2"	(2) 1/2"	29.48 (65.0)	<b>4CSVB-1/2</b> (58361-V-1/2)
<b>1-7/8" Deep, Drawn; Plain vertical bracket; Set back 5/8"</b>							

① Add suffix **-C** for CSA Certification.



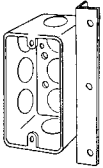
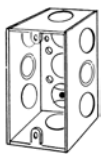
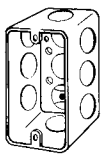
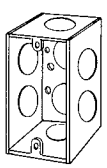
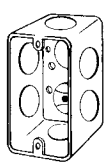
# Outlet and Switch Boxes

## Handy Boxes

4" x 2-1/8" with Knockouts

NEC/CEC:

Listed for Ordinary Locations

	Depth (Inches)	Wiring Cubic Inch Capacity	Knockout Description			Weight per 100 kg (lb)	Catalog Number (Universal No.)
			Sides	Ends	Bottom		
 <p><b>1-7/8" Deep, Drawn; Plain vertical angle; Bracket set back 5/8"</b></p>	1-7/8	13.0	(3) 1/2"	(2) 1/2"	(3) 1/2"	29.94 (66.0)	<b>4CSX-1/2PL</b> (58361-A-1/2)
 <p><b>2-1/8" Deep, Welded</b></p>	2-1/8	14.5	(4) 1/2" (2) Eccentric KO	(2) 1/2"	(2) 1/2"	24.49 (54.0)	<b>4SSL-EK</b> (58371-1/2)
 <p><b>2-1/8" Deep, Drawn</b></p>	2-1/8	14.5	(6) 1/2"	(2) 1/2"	(2) 1/2"	24.49 (54.0)	<b>4SSL1/2-DR</b> (58371-1/2)
 <p><b>2-1/8" Deep, Welded</b></p>	2-1/8	14.5	(4) 3/4"	(2) 3/4"	(2) 3/4"	24.49 (54.0)	<b>4SSL-3/4</b> (58371-3/4)
 <p><b>2-1/8" Deep, Drawn</b></p>	2-1/8	14.5	(4) 3/4"	(2) 3/4"	(1) 3/4"	24.49 (54.0)	<b>4SSL3/4-DR</b> (58371-3/4)

Appleton OZGEDNEY

COMMERCIAL AND INDUSTRIAL FITTINGS: OUTLET BOXES, SWITCH BOXES AND COVERS

# Outlet and Switch Boxes

## Handy Boxes and Extension Ring

4" x 2-1/8" with Knockouts

NEC/CEC:  
Listed for Ordinary Locations

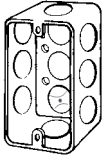
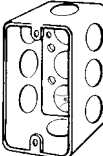
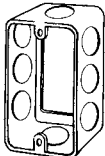
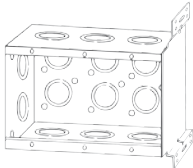
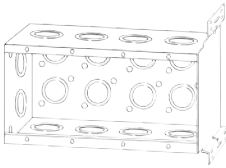
	Depth (Inches)	Wiring Cubic Inch Capacity	Knockout Description			Weight per 100 kg (lb)	Catalog Number (Universal No.)
			Sides	Ends	Bottom		
<b>4" x 2-1/8" - with Knockouts</b>							
 <b>2-1/8" Deep, Welded Plain vertical bracket set back 3/4"</b>	2-1/8	14.5	(2) 1/2" (1) Eccentric	(2) 1/2"	(2) 1/2"	33.57 (74.0)	<b>4SSLVB-EK</b> (58371-F1/2)
 <b>2-1/8" Deep, Welded Plain vertical angle bracket set back 5/8"</b>	2-1/8	14.5	(2) 1/2" (1) Eccentric	(2) 1/2"	(2) 1/2"	32.21 (71.0)	<b>4SSLX-EKPL</b>
 <b>2-1/2" Deep, Drawn</b>	2-1/2	18.3	(6) 1/2"	(2) 1/2"	(3) 1/2"	28.58 (63.0)	<b>4SSLD-1/2</b> (58351-1/2)
<b>Extension Ring for 4" x 2-1/8" Handy Box with Knockouts</b>							
 <b>1-1/2" Deep, Drawn</b>	1-1/2	10.3	(6) 1/2"	(2) 1/2"	— With Slide on	16.33 (36.0)	<b>4SSLE-1/2</b> (59351)
 <b>1-7/8" Deep, Drawn</b>	1-7/8	13.0	(6) 1/2"	(2) 1/2"	— With Slide on	21.77 (48.0)	<b>4CSE1/2</b> (59361-1/2)

# Outlet and Switch Boxes

## Handy Boxes and Extension Rings

With Knockouts

NEC/CEC:  
Listed for Ordinary Locations

	Depth (Inches)	Wiring Cubic Inch Capacity	Knockout Description			Weight per 100 kg (lb)	Catalog Number
			Sides	Ends	Bottom		
<b>4-1/8" x 2-3/8" with Knockouts</b>							
	1-3/4	15	(6) 1/2"	(2) 1/2"	(2) 1/2"	24.49 (54.0)	<b>180-1/2</b> (68361-1/2)
<b>1-3/4" Deep, Drawn</b>							
	2-1/4	18.3	(6) 1/2"	(2) 1/2"	(2) 1/2"	27.22 (60.0)	<b>181-1/2</b> (68371-1/2)
<b>2-1/4" Deep, Drawn</b>							
<b>Extension Ring for 4-1/8" x 2-3/8" Handy Box with Knockouts</b>							
	1-1/2	13.5	(6) 1/2"	(2) 1/2"	— With Slide on	17.69 (39.0)	<b>184E</b> (69351)
<b>1-1/2" Deep, Drawn</b>							
<b>4" Solid Gang with Knockouts</b>							
	2-1/2	46.5	(2) Concentric KO	(6) Concentric KO	(6) Concentric KO	67.59 (149.0)	<b>133APFB-1/2</b>
<b>2-1/2" Deep, Welded; Three Gang 5-7/16" Wide; Plain offset side combination bracket set back 1/2"</b>							
	2-1/2	67	(2) Concentric KO	(8) Concentric KO	(8) Concentric KO	78.02 (172.0)	<b>134APFB-1/2</b>
<b>2-1/2" Deep, Welded; Four Gang 7-3/8" Wide; Plain offset side combination bracket set back 1/2"</b>							

Appleton OZGEDNEY

COMMERCIAL AND INDUSTRIAL FITTINGS: OUTLET BOXES, SWITCH BOXES AND COVERS

# Outlet and Switch Boxes

## Handy Box Covers

For 3-3/4" x 1-1/2" and 4" x 2-1/8" Boxes

NEC/CEC:  
Listed for Ordinary Locations

	Description	Weight per 100 kg (lb)	Catalog Number (Universal No.)
<b>For 3-3/4" x 1-1/2" 4SS Box</b>			
	Blank	5.44 (12.0)	<b>2520</b> (48C1)
<b>For 4" x 2-1/8" Boxes</b>			
	Blank	4.99 (11.0)	<b>2540</b> (58C1)
	One 1/2" Knockout	8.16 (18.0)	<b>2555</b> (58C6)
	Single Receptacle 1-19/32" D	4.54 (10.0)	<b>2538</b> (58C4)
	Single Receptacle 1-13/32" D	4.54 (10.0)	<b>2539</b> (58C5)
	Duplex Receptacle	3.63 (8.0)	<b>2510</b> (58C7)
	One Toggle Switch	4.54 (10.0)	<b>2594</b> (58C30)

# Outlet and Switch Boxes

## Handy Box Covers

4-1/8" x 2-3/8" Boxes

NEC/CEC:  
Listed for Ordinary Locations

	Description	Weight per 100 kg (lb)	Catalog Number (Universal No.)
	Blank	5.89 (13.0)	<b>180A</b> (68C-1)
	One Toggle Switch	5.44 (12.0)	<b>180T</b> (68C-30)
	GFI Receptacle	4.08 (9.0)	<b>180G</b>
	Duplex Receptacle	4.08 (9.0)	<b>180W</b> (68C-7)
	Single Receptacle 1-13/32" D	4.54 (10.0)	<b>180X</b> (68C-5)

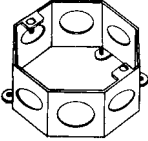
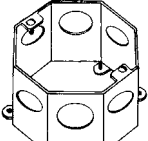
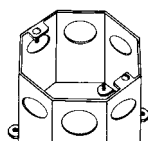
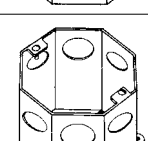
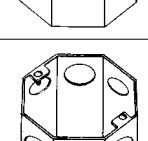


Appleton OZGEDNEY

COMMERCIAL AND INDUSTRIAL FITTINGS: OUTLET BOXES, SWITCH BOXES AND COVERS

# Outlet and Switch Boxes

## 4" Octagon Concrete Boxes and Back Plates

NEC/CEC:  
Listed for Ordinary Locations

	Depth (Inches)	Wiring Cubic Inch Capacity	Knockout Description			Weight per 100 kg (lb)	Catalog Number (Universal No.)
			Sides	Ends	Bottom		
<b>4" Octagon Concrete Boxes with 1/2" and 3/4" Single Row Knockouts ①</b>							
	2	25.0	(4) 1/2" (4) 3/4"	—	—	23.59 (52.0)	<b>OCR2</b> (54531)
	2-1/2	31.0	(4) 1/2" (4) 3/4"	—	—	31.75 (70.0)	<b>OCR2-1/2</b> (54541)
	3	37.0	(4) 1/2" (4) 3/4"	—	—	37.65 (83.0)	<b>OCR3</b> (54551)
	3-1/2	43.0	(4) 1/2" (4) 3/4"	—	—	45.36 (100.0)	<b>OCR3-1/2</b> (54561)
	4	49.0	(4) 1/2" (4) 3/4"	—	—	51.26 (113.0)	<b>OCR4</b> (54571)
<b>4" Octagon Back Plate, No Stud ②</b>							
	Flat	—	—	—	(3) 1/2" (2) 3/4"	13.61 (30.0)	<b>OCP</b> (54712)
<b>4" Octagon Back Plate, with 3/8" Fixture Stud ②</b>							
	Flat	—	—	—	(2) 1/2" (2) 3/4"	13.15 (29.0)	<b>OCP-3/8</b> (54717)

① Not rated for ceiling fan usage.

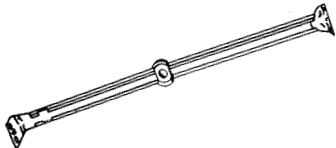



② Rings furnished with screws for back plates. Back plate mounting holes are designed to slide onto ring screws.

# Outlet and Switch Boxes

## Adjustable Bar Hangers

With Slide-on Clip and with Slide-on Stud

NEC/CEC:  
Listed for Ordinary Locations

	Description	Weight per 100 kg (lb)	Catalog Number
<b>With Slide-on Clip</b> ①			
	Use between 14", 16", 18" and 20" joists	15.42 (34.0)	<b>SX18</b>
	Use between 18", 20", 22", 24" and 26" joists OC	22.68 (50.0)	<b>SX26</b>
<b>With Slide-on Stud</b>			
	Use between 14", 16", 18" and 20" joists OC	19.05 (42.0)	<b>SX115</b>
	Use between 18", 20", 22", 24" and 26" joists OC	23.59 (52.0)	<b>SX160</b>

① Not rated for ceiling fan usage.

# Outlet and Switch Boxes

## 3" x 2" Square Corner Switch Boxes

With Knockouts

NEC/CEC:  
Listed for Ordinary Locations

	Depth (Inches)	Wiring Cubic Inch Capacity	Knockout Description			Weight per 100 kg (lb)	Catalog Number
			Sides	Ends	Bottom		
	1-1/2	7.5	—	(2) 1/2"	(1) 1/2"	18.14 (40.0)	94 ①
<b>1-1/2" Deep, Welded; Plaster ears</b>							
	2	10	(4) 1/2"	(2) 1/2"	(2) 1/2"	23.13 (51.0)	111 ①
<b>2" Deep, Gangable; Plaster ears</b>							
	2	10	(4) 1/2"	(2) 1/2"	(2) 1/2"	24.49 (54.0)	111HB ①
<b>2" Deep, Gangable; "Loxbox" support on each side; Plaster ears</b>							
	2	10	(4) 1/2"	(2) 1/2"	(2) 1/2"	21.32 (47.0)	111LE
<b>2" Deep, Gangable; Four nail holes, each side; side leveling bosses</b>							
	2-1/2	12.5	(4) 1/2"	(2) 1/2"	(1) 1/2"	26.31 (58.0)	222 ①
<b>2-1/2" Deep, Gangable; Plaster ears</b>							

① Plaster ears support GFCI and decorative cover plates.



# Outlet and Switch Boxes

## 3" x 2" Square Corner Switch Boxes

With Knockouts

NEC/CEC:  
Listed for Ordinary Locations

	Depth (Inches)	Wiring Cubic Inch Capacity	Knockout Description			Weight per 100 kg (lb)	Catalog Number
			Sides	Ends	Bottom		
 <p><b>2-1/2" Deep, Gangable Old work</b> -support clamps Plaster ears</p>	2-1/2	12.5	(4) 1/2"	(2) 1/2"	(1) 1/2"	30.84 (68.0)	<b>222-OW</b> ①
 <p><b>2-1/2" Deep, Gangable; Plaster ears</b></p>	2-1/2	12.5	(4) 3/4"	(2) 3/4"	(1) 1/2"	26.31 (58.0)	<b>225</b> ①
 <p><b>2-1/2" Deep, Gangable;</b> <b>Four nail holes, each side;</b> <b>Side leveling bosses</b></p>	2-1/2	12.5	(4) 1/2"	(2) 1/2"	(1) 1/2"	25.40 (56.0)	<b>222LE</b>
 <p><b>2-1/2" Deep, Gangable</b> <b>Stud NL bracket set back 1/2"</b></p>	2-1/2	12.5	(4) 1/2"	(2) 1/2"	(1) 1/2"	29.94 (66.0)	<b>222NL</b>
 <p><b>2-1/2" Deep, Gangable;</b> <b>Plain vertical bracket set back 3/4"</b></p>	2-1/2	12.5	(2) 1/2"	(2) 1/2"	(1) 1/2"	27.22 (60.0)	<b>222VB-PL</b>


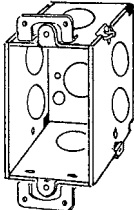
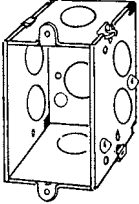
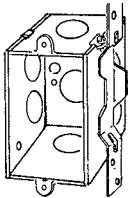
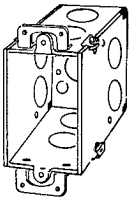
① Plaster ears support GFCI and decorative cover plates.

# Outlet and Switch Boxes

## 3" x 2" Square Corner Switch Boxes

With Knockouts

NEC/CEC:  
Listed for Ordinary Locations

	Depth (Inches)	Wiring Cubic Inch Capacity	Knockout Description			Weight per 100 kg (lb)	Catalog Number
			Sides	Ends	Bottom		
	2-3/4	14.0	(4) 1/2"	(2) 1/2"	(1) 1/2"	28.58 (63.0)	333 ①
<b>2-3/4" Deep, Gangable; Plaster ears</b>							
	2-3/4	14.0	(4) 3/4"	(2) 3/4"	(1) 1/2"	29.03 (64.0)	335 ①
<b>2-3/4" Deep, Gangable Plaster ears</b>							
	2-3/4	14.0	(4) 1/2"	(2) 1/2"	(1) 1/2"	27.22 (60.0)	333LE
<b>2-3/4" Deep, Gangable; Two nail holes each side; side leveling bosses</b>							
	2-3/4	14.0	(2) 1/2"	(2) 1/2"	(1) 1/2"	30.40 (67.0)	333VB
<b>2-3/4" Deep, Gangable; Plain vertical bracket set back 3/4"</b>							
	3-1/2	14.0	(4) 1/2"	(4) 1/2"	(1) 1/2"	34.93 (77.0)	333D ①
<b>3-1/2" Deep, Gangable; Plaster ears</b>							



① Plaster ears support GFCI and decorative cover plates.

# Outlet and Switch Boxes

## 3" x 2" Square Corner Switch Boxes

With Knockouts

NEC/CEC:  
Listed for Ordinary Locations

	Depth (Inches)	Wiring Cubic Inch Capacity	Knockout Description			Weight per 100 kg (lb)	Catalog Number
			Sides	Ends	Bottom		
 <p>3-1/2" Deep, Gangable; Plaster ears</p>	3-1/2	18.0	(4) 3/4"	(4) 3/4"	(1) 1/2"	35.38 (78.0)	336 ①
 <p>3-1/2" Deep, Gangable; Two nail holes each side</p>	3-1/2	18.0	(4) 1/2"	(4) 1/2"	(1) 1/2"	33.57 (74.0)	333D-LE


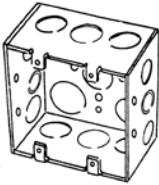
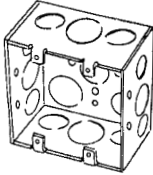

① Plaster ears support GFCI and decorative cover plates.

# Outlet and Switch Boxes

## 3-3/4" x 2" and 4" Square Corner Switch Boxes

With Knockouts

NEC/CEC:  
Listed for Ordinary Locations

	Depth (Inches)	Wiring Cubic Inch Capacity	Knockout Description			Weight per 100 kg (lb)	Catalog Number
			Sides	Ends	Bottom		
<b>3-3/4" x 2" Square Corner Switch Box</b>							
	1	6.5	—	(1) 1/2" (2) 2 1/32"	—	16.78 (37.0)	SB1
<b>1" Deep, Welded; Plain flat vertical bracket perfect for remodeling</b>							
<b>4" Square Corner Switch Boxes</b>							
	2 1/8	30.3	(4) 1/2" (2) Eccentric	(6) 1/2"	(5) 1/2"	39.92 (88.0)	132APEK
<b>2-1/8" Deep, Welded; Two gang</b>							
	2 1/8	30.3	(4) 1/2" (2) 3/4"	(4) 1/2" (2) 3/4"	(3) 1/2" (2) 3/4"	39.92 (88.0)	132AP-SPL
<b>2-1/8" Deep, Welded; Two gang</b>							
	2 1/8	30.3	(2) 1/2" (1) 3/4"	(2) 1/2" (4) 3/4"	(3) 1/2" (2) 3/4"	45.36 (100.0)	132APFB-SPL
<b>2-1/8" Deep, Welded; Two gang plain vertical bracket</b>							

# Outlet and Switch Boxes

## 3" x 2" Bevel Corner Switch Boxes 2-1/4" Deep

With Nonmetallic Sheathed Cable Clamps

NEC/CEC:

Listed for Ordinary Locations

	Depth (Inches)	Wiring Cubic Inch Capacity	Type Clamp	Knockout Description			Weight per 100 kg (lb)	Catalog Number
				Sides	Ends	Bottom		
 <p><b>2-1/4" Deep, Gangable; External nail brackets; Leveling bosses</b></p>	2-1/4	10.5	CL-20	—	(4) 21/32"	(1) 1/2"	23.59 (52.0)	<b>388LE-OR-44LE</b>
 <p><b>2-1/4" Deep, Gangable; external nail brackets; leveling bosses; Plaster ears</b></p>	2-1/4	10.5	CL-20	—	(4) 21/32"	(1) 1/2"	25.40 (56.0)	<b>388LR-OR-44LR</b> ①
 <p><b>2-1/4" Deep, Gangable; External nail brackets; Plaster ears</b></p>	2-1/4	10.5	CL-20	—	(4) 21/32"	(1) 1/2"	25.40 (56.0)	<b>388-OR-44</b> ①
 <p><b>2-1/4" Deep, Gangable; "Loxbox" support; welded on each side; Plaster ears</b></p>	2-1/4	10.5	CL-20	—	(4) 21/32"	(1) 1/2"	27.22 (60.0)	<b>388HB</b> ①
 <p><b>2-1/4" Deep, Gangable Plain vertical bracket set back 3/4"</b></p>	2-1/4	10.5	CL-20	—	(4) 21/32"	(1) 1/2"	29.03 (64.0)	<b>388VB-OR-44VB</b>

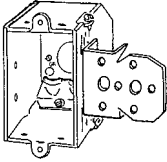

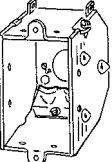
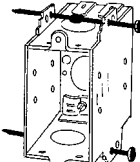

① Plaster ears support GFCI and decorative cover plates.

# Outlet and Switch Boxes

## 3" x 2" Bevel Corner Switch Boxes 2-1/4" Deep

With Nonmetallic Sheathed Cable Clamps

**NEC/CEC:**  
Listed for Ordinary Locations

	Depth (Inches)	Wiring Cubic Inch Capacity	Type Clamp	Knockout Description			Weight per 100 kg (lb)	Catalog Number
				Sides	Ends	Bottom		
 <p><b>2-1/4" Deep, Gangable; Stud NL bracket; Set back 1/4"</b></p>	2-1/4	10.5	CL-20	—	(4) 21/32"	(1) 1/2"	28.12 (62.0)	<b>388DW</b>
 <p><b>2-1/4" Deep, Gangable; Stud NL bracket; Set back 1/2"</b></p>	2-1/4	10.5	CL-20	—	(4) 21/32"	(1) 1/2"	28.12 (62.0)	<b>388NL-OR-44NL</b>
 <p><b>2-1/4" Deep, Gangable, Welded; External nail brackets; Leveling bosses</b></p>	2-1/4	10.5	CL-20	—	(4) 21/32"	(1) 1/2"	23.59 (52.0)	<b>388LES</b>
 <p><b>2-1/4" Deep, Welded; Two 16 penny nails in external brackets leveling bosses</b></p>	2-1/4	10.5	CL-20	—	(4) 21/32"	(1) 1/2"	25.40 (56.0)	<b>388LESN</b>
 <p><b>2-1/4" Deep, Welded; Plain vertical bracket set back 3/4"</b></p>	2-1/4	21.0	CL-20	—	(8) 21/32"	(2) 1/2"	38.10 (84.0)	<b>388VB-PL2G</b>


**Appleton**  

**OZGEDNEY**

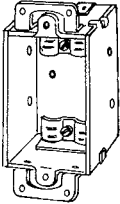
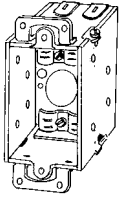
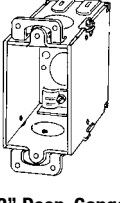
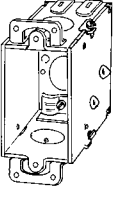
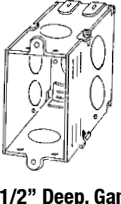
**COMMERCIAL AND INDUSTRIAL FITTINGS: OUTLET BOXES, SWITCH BOXES AND COVERS**

# Outlet and Switch Boxes

## 3" x 2" Square Corner Switch Boxes

With Nonmetallic Sheathed Cable Clamps

NEC/CEC:  
Listed for Ordinary Locations

	Depth (Inches)	Wiring Cubic Inch Capacity	Type Clamp	Knockout Description			Weight per 100 kg (lb)	Catalog Number (Universal No.)
				Sides	Ends	Bottom		
 <p><b>1-1/2" Deep, Welded; Plaster ears</b> ①</p>	1-1/2	7.5	CL-26	—	(4) 21/32"	—	19.96 (44.0)	<b>95</b>
 <p><b>2" Deep, Gangable; Plaster ears</b> ①</p>	2	10.0	CL-26	—	(4) 21/32"	(1) 1/2"	24.04 (53.0)	<b>383</b> ①
 <p><b>2-1/2" Deep, Gangable; Plaster ears</b> ①</p>	2-1/2	12.5	CL-26	—	(2) 1/2" (4) 21/32"	(1) 1/2"	28.12 (62.0)	<b>384</b> ①
 <p><b>2-1/2" Deep, Gangable; Leveling bosses; Plaster ears</b></p>	2-1/2	12.5	CL-26	—	(2) 1/2" (4) 21/32"	(1) 1/2"	28.58 (63.0)	<b>384LR</b> ①
 <p><b>2-1/2" Deep, Gangable; Two nail holes each side; Leveling bosses</b></p>	2-1/2	12.5	CL-26	—	(2) 1/2" (4) 21/32"	(1) 1/2"	27.22 (60.0)	<b>384LE</b>

① Plaster ears support GFCI and decorative cover plates.

# Outlet and Switch Boxes

## 3" x 2" Square Corner Switch Boxes

With Nonmetallic Sheathed Cable Clamps

NEC/CEC:  
Listed for Ordinary Locations

	Depth (Inches)	Wiring Cubic Inch Capacity	Type Clamp	Knockout Description			Weight per 100 kg (lb)	Catalog Number
				Sides	Ends	Bottom		
 <p><b>2-1/2" Deep, Gangable; Old work support clamps; Plaster ears</b></p>	2-1/2	12.5	CL-26	(4) 1/2"	(2) 1/2" (4) 21/32"	(1) 1/2"	30.84 (68.0)	<b>384-OW</b> ①
 <p><b>2-1/2" Deep, Gangable Stud NL bracket; Set back 1/2"</b></p>	2-1/2	12.5	CL-26	—	(2) 1/2" (4) 21/32"	(1) 1/2"	31.75 (70.0)	<b>384NL</b>
 <p><b>2-1/2" Deep, Gangable Stud NL bracket; Set back 1/4"</b></p>	2-1/2	12.5	CL-26	—	(2) 1/2" (4) 21/32"	(1) 1/2"	32.66 (72.0)	<b>384DW-PL</b>
 <p><b>2-1/2" Deep, Gangable bracket; Set back 3/4"</b></p>	2-1/2	12.5	CL-26	—	(2) 1/2" (4) 21/32"	(1) 1/2"	28.58 (63.0)	<b>384VB-PL</b>

① Plaster ears support GFCI and decorative cover plates.

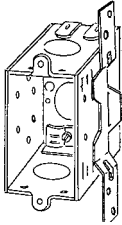
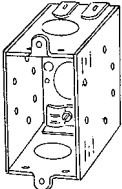
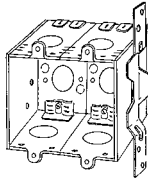
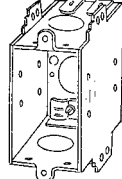
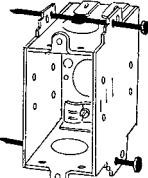


# Outlet and Switch Boxes

## 3" x 2" Square Corner Switch Boxes

With Nonmetallic Sheathed Cable Clamps

NEC/CEC:  
Listed for Ordinary Locations

	Depth (Inches)	Wiring Cubic Inch Capacity	Type Clamp	Knockout Description			Weight per 100 kg (lb)	Catalog Number
				Sides	Ends	Bottom		
 <p>2-1/2" Deep, Non-Gangable, Welded; Plain vertical bracket; Set back 3/4"</p>	2-1/2	12.5	CL-26	—	(2) 1/2" (4) 21/32"	(1) 1/2"	29.94 (66.0)	<b>384LES-VB</b>
 <p>2-1/2" Deep, Non-Gangable, Welded; Four nail holes; Each side</p>	2-1/2	12.5	CL-26	—	(2) 1/2" (4) 21/32"	(1) 1/2"	27.67 (61.0)	<b>384LES</b>
 <p>2-1/2" deep, Non-Gangable, Assembly welded; Plain vertical bracket; Set back 3/4"</p>	2-1/2	25.0	CL-26	—	(2) 1/2" (8) 21/32"	(2) 1/2"	43.99 (97.0)	<b>384VB-PL2G</b>
 <p>2-1/2" Deep, Non-Gangable, Welded; External nail brackets</p>	2-1/2	12.5	CL-26	—	(2) 1/2" (4) 21/32"	(1) 1/2"	29.03 (64.0)	<b>385-LES</b>
 <p>2-1/2" Deep, Non-Gangable, Welded; Two 16 penny nails in side</p>	2-1/2	12.5	CL-26	—	(2) 1/2" (4) 21/32"	(1) 1/2"	30.39 (67.0)	<b>385-LESN</b>

Appleton OZGEDNEY

COMMERCIAL AND INDUSTRIAL FITTINGS: OUTLET BOXES, SWITCH BOXES AND COVERS

# Outlet and Switch Boxes

## 3" x 2" Square Corner Switch Boxes

With Nonmetallic Sheathed Cable Clamps

NEC/CEC:

Listed for Ordinary Locations

	Depth (Inches)	Wiring Cubic Inch Capacity	Type Clamp	Knockout Description			Weight per 100 kg (lb)	Catalog Number
				Sides	Ends	Bottom		
 <p><b>2-3/4" Deep, Gangable; Plaster ears</b></p>	2-3/4	14.0	CL-26	(4) 1/2"	(2) 1/2" (4) 21/32"	(1) 1/2"	30.84 (68.0)	<b>389</b> ①
 <p><b>2-3/4" Deep, Deep, Gangable; Plain vertical bracket; Set back 3/4"</b></p>	2-3/4	14.0	CL-26	(2) 1/2"	(2) 1/2" (4) 21/32"	(1) 1/2"	32.21 (71.0)	<b>389VB</b>
 <p><b>3-1/2" Deep, Gangable Two nail holes each side; Plaster ears</b></p>	3-1/2	18.0	CL-26	(4) 1/2"	(2) 1/2" (4) 21/32"	(1) 1/2"	37.19 (82.0)	<b>384D</b> ①
 <p><b>3-1/2" Deep, Gangable Two nail holes each side; Plaster ears</b></p> <p>With Green Ground Wire</p>	3-1/2	18.0	CL-26	(4) 1/2"	(2) 1/2" (4) 21/32"	(1) 1/2"	37.19 (82.0)	<b>384DP</b> ②
 <p><b>3-1/2" Deep, Gangable; Two nail holes each side</b></p>	3-1/2	18.0	CL-26	(4) 1/2"	(2) 1/2" (4) 21/32"	(1) 1/2"	35.83 (79.0)	<b>384DLE</b>

① Plaster ears support GFCI and decorative cover plates.

② Provided with green ground screw and 10" long No. 12 AWG solid, insulated green ground wire.

# Outlet and Switch Boxes

## 3" x 2" Square and Corner Switch Boxes

NEC/CEC:  
Listed for Ordinary Locations

	Depth (Inches)	Wiring Cubic Inch Capacity	Type Clamp	Knockout Description			Weight per 100 kg (lb)	Catalog Number
				Sides	Ends	Bottom		
<b>3" x 2" Square Corner Switch Box - With Nonmetallic Sheathed Cable Clamp</b>								
 <p>With Green Ground Wire</p>	3-1/2	18.0	CL-26	(4) 1/2"	(2) 1/2" (4) 21/32"	(1) 1/2"	35.83 (79.0)	<b>384DLEP</b> ①
<p><b>3-1/2" Deep, Gangable</b> Two nail holes each side</p>								
<b>3" x 2" Corner Switch Box - With Knockouts</b>								
	3-1/2	18.0	CL-26	(4) 1/2"	(2) 1/2" (4) 21/32"	(1) 1/2"	39.46 (87.0)	<b>384D-NL</b>
<p><b>3-1/2" Deep, Gangable;</b> Stud NL bracket; Set back 1/2"</p>								
	3-1/2	18.0	CL-26	(2) 1/2"	(2) 1/2" (4) 21/32"	(1) 1/2"	39.01 (86.0)	<b>384D-VBPL</b>
<p><b>3-1/2" Deep, Gangable;</b> Plain vertical bracket; Set back 3/4"</p>								
 <p>With Green Ground Wire</p>	3-1/2	18.0	CL-26	(2) 1/2"	(2) 1/2" (4) 21/32"	(1) 1/2"	39.01 (86.0)	<b>384D-VBPLP</b> ①
<p><b>3-1/2" Deep, Gangable;</b> Plain vertical bracket set back 3/4"</p>								




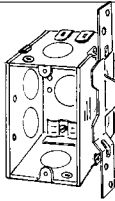

① Provided with green ground screw and 10" long No. 12 AWG solid, insulated green ground wire.

# Outlet and Switch Boxes

## Square Corner Switch Boxes

With Nonmetallic Sheathed Cable Clamps

NEC/CEC:  
Listed for Ordinary Locations

	Depth (Inches)	Wiring Cubic Inch Capacity	Type Clamp	Knockout Description			Weight per 100 kg (lb)	Catalog Number
				Sides	Ends	Bottom		
<b>3" x 2-1/8" Square Corner Switch Boxes</b>								
	2-7/8	16.0	CL-26	—	(2) 1/2" (4) 21/32"	(1) 1/2"	29.94 (66.0)	<b>16LES</b>
<b>2-7/8" Deep, Non-Gangable, Welded; External nail brackets</b>								
	2-7/8	16.0	CL-26	—	(2) 1/2" (4) 21/32"	(1) 1/2"	31.30 (69.0)	<b>16LESN</b>
<b>2-7/8" Deep, Non-Gangable, Welded; Two 16 penny nails in side</b>								
<b>3-3/4" x 2" Square Corner Switch Boxes</b>								
	2-1/2	16.0	CL-26	(4) 1/2"	(2) 1/2" (4) 21/32"	(1) 1/2"	15.88 (35.0)	<b>16LE</b>
<b>2-1/2" Deep, Gangable; Patented raised ground screw hole, external nail brackets, leveling bosses</b>								
	2-1/2	16.0	CL-26	(2) 1/2"	(2) 1/2" (4) 21/32"	(1) 1/2"	18.14 (40.0)	<b>16LE-VB</b>
<b>2-1/2" Deep, Gangable; Patented raised ground screw hole; Bracket set back 3/4</b>								
	2-7/8	16.0	CL-26	(4) 1/2"	(2) 1/2" (4) 21/32"	(1) 1/2"	50.80 (112.0)	<b>18LES</b>
<b>2-7/8" Deep, Non-Gangable, Welded; External nail brackets</b>								

Appleton® OZGEDNEY






COMMERCIAL AND INDUSTRIAL FITTINGS: OUTLET BOXES, SWITCH BOXES AND COVERS

# Outlet and Switch Boxes

## 3" x 2" Square Corner Switch Boxes

With Clamps for Armored Cable (AC); Metal Clad Cable (MCI, MCI-A, MCS, MCC); Flexible Metal Conduit (FMC)

NEC/CEC:  
Listed for Ordinary Locations

	Depth (Inches)	Wiring Cubic Inch Capacity	Type Clamp	Knockout Description			Weight per 100 kg (lb)	Catalog Number
				Sides	Ends	Bottom		
 <p><b>2" Deep, Gangable; Plaster ears</b></p>	2	10.7	(2) CL-13	—	(4) 21/32"	(1) 1/2"	24.95 (55.0)	<b>171F</b> ①
 <p><b>2-1/2" Deep, Gangable; Adjustable plaster ears</b></p>	2-1/2	12.5	(2) CL-13	(4) 1/2"	(4) 21/32"	(1) 1/2"	28.58 (63.0)	<b>173F</b> ①
 <p><b>2-1/2" Deep, Gangable; NL bracket set back 1/2"</b></p>	2-1/2	12.5	(2) CL-13	(4) 1/2"	(2) 1/2" (4) 21/32"	(1) 1/2"	31.75 (70.0)	<b>173FNL</b>
 <p><b>2-1/2" Deep, Gangable; Plain vertical bracket set back 3/4"</b></p>	2-1/2	12.5	(2) CL-13	(2) 1/2"	(2) 1/2" (4) 21/32"	(1) 1/2"	32.66 (72.0)	<b>173FVB</b>
 <p><b>2-1/2" Deep, Gangable; Plain vertical bracket set back 3/4"</b></p> <p>With Green Ground Wire</p>	2-1/2	12.5	(2) CL-13	(2) 1/2"	(2) 1/2" (4) 21/32"	(1) 1/2"	32.66 (72.0)	<b>173FVBP</b> ②

① Plaster ears support GFCI and decorative cover plates.

② Provided with green ground screw and 10" long No. 12 AWG solid, insulated green ground wire.

# Outlet and Switch Boxes

## 3" x 2" Square Corner Switch Boxes

With Clamps for Armored Cable (AC); Metal Clad Cable (MCI, MCI-A, MCS, MCC); Flexible Metal Conduit (FMC)

NEC/CEC:

Listed for Ordinary Locations

	Depth (Inches)	Wiring Cubic Inch Capacity	Type Clamp	Knockout Description			Weight per 100 kg (lb)	Catalog Number
				Sides	Ends	Bottom		
 <p><b>2-1/2" Deep, Gangable; Lox Box™ supports; Adjustable plaster ears</b></p>	2-1/2	12.5	(2) CL-13	(4) 1/2"	(4) 21/32"	(1) 1/2"	28.58 (63.0)	<b>173FHB</b> ①
 <p><b>2-3/4" Deep, Gangable; Plaster ears</b></p>	2-3/4	14.0	(2) CL-13	(4) 1/2"	(2) 1/2" (4) 21/32"	(1) 1/2"	31.75 (70.0)	<b>174F</b> ①
 <p><b>2-3/4" Deep, Gangable; Plain vertical bracket set back 3/4"</b></p>	2-3/4	14.0	(2) CL-13	(2) 1/2"	(2) 1/2" (4) 21/32"	(1) 1/2"	32.66 (72.0)	<b>174FVB-PL</b>
 <p><b>2-2-7/8" Deep, Welded; Two 16 penny nails in external brackets</b></p>	2-7/8	18.0	CL-13	(4) 1/2"	(2) 1/2" (4) 21/32"	(1) 1/2"	52.16 (115.0)	<b>18LESNX</b>
 <p><b>3-1/2" Deep, Gangable; Plaster ears</b></p>	3-1/2	18.0	CL-13	(4) 1/2"	(2) 1/2" (4) 21/32"	(1) 1/2"	35.83 (79.0)	<b>175F</b> ①

① Plaster ears support GFCI and decorative cover plates.

# Outlet and Switch Boxes

## 3" x 2" Square Corner Switch Boxes

With Armored Cable (AC)/Metal Clad Cable (MCI, MCI-A, MCC)/ Flexible Metal Conduit Clamps

NEC/CEC:  
Listed for Ordinary Locations

	Depth (Inches)	Wiring Cubic Inch Capacity	Type Clamp	Knockout Description			Weight per 100 kg (lb)	Catalog Number
				Sides	Ends	Bottom		
 <p>With Green Ground Wire</p> <p><b>3-1/2" Deep, Gangable; Plaster ears</b></p>	3-1/2	18.0	CL-13	(4) 1/2"	(2) 1/2" (4) 21/32"	(1) 1/2"	35.83 (79.0)	<b>175FP</b> ①②
 <p><b>3-1/2" Deep, Gangable; Plain vertical bracket set back 3/4"</b></p>	3-1/2	18.0	CL-13	(4) 1/2"	(2) 1/2" (4) 21/32"	(1) 1/2"	39.01 (86.0)	<b>175FVB</b>

① Plaster ears support GFCI and decorative cover plates.

② Provided with green ground screw and 10" long No. 12 AWG solid, insulated green ground wire

# Outlet and Switch Boxes

## Multigang Switch Boxes

1-7/8" Deep with Knockouts

NEC/CEC:

Listed for Ordinary Locations

	Dimensions W x H	Wiring Cubic Inch Capacity	No. of Gangs	Knockout Description			Weight per 100 kg (lb)	Catalog Number
				Sides	Ends	Bottom		
 <b>Two Gang</b> 6-13/16" Wide, Welded	6-7/8" x 4-9/16"	56.3	2	(4) 1/2" (4) Eccentric	(2) 1/2" (2) Eccentric	(3) 1/2" (2) 3/4"	53.07 (117.0)	2G5075S
 <b>Three Gang</b> 8-5/8" Wide, Welded	8-3/4" x 4-9/16"	65.0	3	(6) 1/2" (4) Eccentric	(2) 1/2" (2) Eccentric	(6) 1/2" (4) 3/4"	69.85 (154.0)	3G5075S
 <b>Four Gang</b> 10-9/16" Wide, Welded	10-9/16" x 4-9/16"	80.0	4	(6) 1/2" (6) Eccentric	(2) 1/2" (2) Eccentric	(6) 1/2" (4) 3/4"	82.55 (182.0)	4G5075S
 <b>Five Gang</b> 12-15/16" Wide, Welded	12-5/16" x 4-9/16"	94.8	5	(8) 1/2" (6) Eccentric	(2) 1/2" (2) Eccentric	(6) 1/2" (4) 3/4"	92.98 (205.0)	5G5075S
 <b>Six Gang</b> 14-1/8" Wide, Welded	14-1/8" x 4-9/16"	111.1	6	(8) 1/2" (8) Eccentric	(2) 1/2" (2) Eccentric	(6) 1/2" (4) 3/4"	103.19 (227.5)	6G5075S
 <b>Seven Gang</b> 15-15/16" Wide, Welded	15-5/16" x 4-9/16"	127.0	7	(10) 1/2" (8) Eccentric	(2) 1/2" (2) Eccentric	(9) 1/2" (6) 3/4"	131.54 (290.0)	7G5075S
 <b>Eight Gang</b> 17-3/4" Wide, Welded	17-3/4" x 4-9/16"	142.1	8	(10) 1/2" (10) Eccentric	(2) 1/2" (2) Eccentric	(9) 1/2" (6) 3/4"	115.67 (255.0)	8G5075S

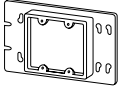

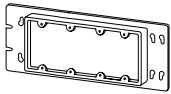
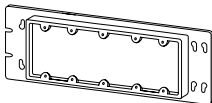
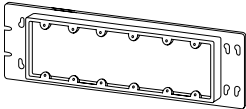

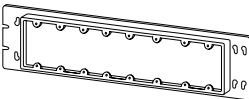
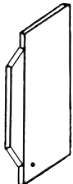


# Outlet and Switch Boxes

## Multigang Switch Box Covers

3/4" Raised Device Covers

NEC/CEC:  
Listed for Ordinary Locations

	Dimensions W x H	Wiring Cubic Inch Capacity	No. of Gangs	Weight per 100 kg (lb)	Catalog Number ①
	6-7/8" x 4-9/16"	9.1	2	25.85 (57.0)	<b>2GC75N</b>
<b>Two Gang, 7-1/16" Wide</b>					
	8-3/4" x 4-9/16"	14.9	3	31.75 (70.0)	<b>3GC75N</b>
<b>Three Gang, 8-7/8" Wide</b>					
	10-9/16" x 4-9/16"	21.0	4	34.47 (76.0)	<b>4GC75N</b>
<b>Four Gang, 10-9/16" Wide</b>					
	12-5/16" x 4-9/16"	25.5	5	37.65 (83.0)	<b>5GC75N</b>
<b>Five Gang, 12-5/16" Wide</b>					
	14-1/8" x 4-9/16"	30.8	6	41.73 (92.0)	<b>6GC75N</b>
<b>Six Gang, 14-1/8" Wide</b>					
	15-5/16" x 4-9/16"	36.1	7	45.36 (100.0)	<b>7GC75N</b>
<b>Seven Gang, 15-5/16" Wide</b>					
	17-3/4" x 4-9/16"	41.1	8	52.16 (115.0)	<b>8GC75N</b>
<b>Eight Gang, 17-3/4" Wide</b>					
<b>Low Voltage Partition for Multigang Switch Boxes</b>					
	1-7/8" Partition for use with 3/4" raised covers			7.48 (16.5)	<b>LVP-1N</b>

① Device covers will also fit the next smaller size box.

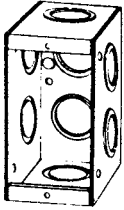
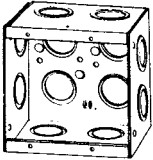
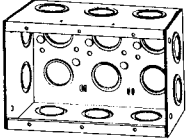
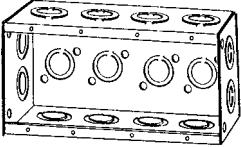

# Outlet and Switch Boxes

## Masonry Boxes

2-1/2" Deep x 3-3/4" High With Concentric Knockouts (Non-Gangable)

NEC/CEC:

Listed for Ordinary Locations

	Width (Inches)	Wiring Cubic Inch Capacity	Concentric Knockout Description			Weight per 100 kg (lb)	Catalog Number
			Sides	Ends	Bottom		
 <p><b>1-13/16" Wide, Welded, Single gang</b></p>	1-13/16	15.5	(4) 1/2" - 3/4"	(2) 1/2" - 3/4"	(2) 1/2" - 3/4"	29.94 (66.0)	M1-250
 <p><b>3-5/8" Wide, Welded, Two gang</b></p>	3-5/8	31.0	(4) 1/2" - 3/4"	(4) 1/2" - 3/4"	(4) 1/2" - 3/4"	52.62 (116.0)	M2-250
 <p><b>5-7/16" Wide, Welded; Three gang</b></p>	5-7/16	46.5	(4) 1/2" - 3/4"	(6) 1/2" - 3/4"	(6) 1/2" - 3/4"	63.50 (140.0)	M3-250
 <p><b>7-3/8" Wide, Welded, Four gang</b></p>	7-3/8	67.0	(4) 1/2" - 3/4"	(8) 1/2" - 3/4"	(4) 1/2" - 3/4"	72.57 (160.0)	M4-250
<b>Low Voltage Partitions</b>							
		0.0	For 2-1/2" 2- and 3-Gang Masonry Boxes			7.26 (16.0)	LVP-250

# Outlet and Switch Boxes

## Masonry Boxes

3-1/2" Deep x 3-3/4" High with Concentric Knockouts (Non-Gangable)

NEC/CEC:  
Listed for Ordinary Locations

	Depth (Inches)	Wiring Cubic Inch Capacity	Knockout Description			Weight per 100 kg (lb)	Catalog Number
			Sides	Ends	Bottom		
 <b>1-13/16" Wide, Welded Single gang</b>	1-13/16	22.0	(4) 1/2" - 3/4"	(4) 1/2" - 3/4"	(2) 1/2" - 3/4"	39.01 (86.0)	<b>M1-350</b>
 <b>3-5/8" Wide, Welded Two gang</b>	3-5/8	44.0	(4) 1/2" - 3/4"	(8) 1/2" - 3/4"	(4) 1/2" - 3/4"	57.15 (126.0)	<b>M2-350</b>
 <b>5-7/16" Wide, Welded Three gang</b>	5-7/16	66.0	(4) 1/2" - 3/4"	(12) 1/2" - 3/4"	(6) 1/2" - 3/4"	73.94 (163.0)	<b>M3-350</b>
 <b>7-3/8" Wide, Welded Four gang</b>	7-3/8	92.0	(4) 1/2" - 3/4"	(16) 1/2" - 3/4"	(4) 1/2" - 3/4"	90.72 (200.0)	<b>M4-350</b>
<b>Low Voltage Partitions</b>							
		0.0	For 3-1/2" 2-, 3- and 4-Gang Masonry Boxes			10.89 (24.0)	<b>LVP-350</b>

Appleton OZGEDNEY

COMMERCIAL AND INDUSTRIAL FITTINGS: OUTLET BOXES, SWITCH BOXES AND COVERS

# Knockout Blanks and Fixture Stems

**NEC/CEC:**  
Listed for Ordinary Locations

## Applications




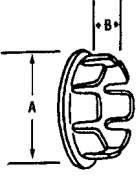
- Knockout blank: to close a knockout or siphone in a sheet metal enclosure.
- Fixture stems: to suspend fixtures from threaded rods.

## Material

- Blanks: steel
- Fixture stem: malleable iron

## NEC/CEC Certifications and Compliances

- UL Standard: 514B
- UL Listed: E14817
- CSA Standard: C22.2 No. 18.3
- cUL Listed: E14817
- NEMA: FB-1




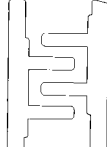




	Trade Size (Inches)	Dimensions in Millimeters (Inches)			Weight per 100 kg (lb)	Appleton™ Catalog Number	O-Z/Gedney™ Catalog Number	
		A	B	C				
<b>Open Type No Bolt Fixture Stems – Malleable Iron</b>								
	3/8 Male	49.3 (1.94)	17.5 (0.69)	38.1 (1.50)	3.63 (8.00)	<b>NBFS-38</b>	—	
	3/8 Male	49.3	17.5	38.1	3.63	<b>NBFS-38M</b>	—	
	1/8 Female	49.3	17.5	38.1	3.63			
<b>Snap-in Knockout Blanks – Steel ①</b>								
	1/2	26.9 (1.06)	7.9 (0.31)	—	0.45 (1.00)	<b>S50</b>	<b>KO-50S</b>	
	3/4	31.8 (1.25)	7.9 (0.31)	—	0.91 (2.00)	<b>S75</b>	<b>KO-75S</b>	
	1	38.1 (1.50)	8.6 (0.34)	—	1.36 (3.00)	<b>S100</b>	<b>KO-100S</b>	
	1-1/4	46.0 (1.81)	7.9 (0.31)	—	1.45 (3.20)	<b>S125</b>	<b>KO-125S</b>	
	1-1/2	56.4 (2.22)	9.7 (0.38)	—	2.18 (4.80)	<b>S150</b>	<b>KO-150S</b>	
	2	68.3 (2.69)	9.7 (0.38)	—	2.72 (6.00)	<b>S200</b>	<b>KO-200S</b>	

① Not UL Listed.

# Outlet and Switch Boxes

## Outlet Box/Switch Box Accessories

NEC/CEC:  
Listed for Ordinary Locations

	Depth (Inches)	Weight per 100 kg (lb)	Catalog Number
<b>Outlet Box Metal Stud Clip</b>			
	Mounts all types, sizes and depths of outlet boxes to any metal stud	2.68 (5.9)	MSC-OBN
<b>Switch Box Extension</b>			
	Fits all single gang switch boxes with 1/8" screws (7/8" depth; 4.5 cubic inch wiring capacity)	4.99 (11.0)	1490
<b>Switch Box Supports</b>			
	LOX BOX™ fits standard switch boxes (wall 1/4" minimum to 1-1/4" maximum)	1.18 (2.6)	892
	"E-Z-IN" wall 1/4" minimum to 1-1/4" maximum (sold in pairs)	1.18 (2.6)	896 ①
<b>Grounding Clip</b>			
	For use with No. 14 or No. 12 nonmetallic sheathed cable having ground wire	0.18 (0.4)	GR12
<b>Washer Head Grounding Screws and Pigtails</b>			
	3/8" long – 10-32 thread green ground screw with 10" solid copper insulated green wire, No. 12 AWG wire pigtail	0.82 (1.80)	SCR1032-PTL10C
	3/8" long – 10-32 thread green ground screw with 10" solid copper bare wire, No. 14 AWG wire pigtail	0.54 (1.20)	SCR1032-PTL10B
	3/8" long – 10-32 thread green ground screw	0.23 (0.50)	SCR1032

① Used in pairs.

# Capacity of Steel Boxes and Covers

NEC/CEC:  
Listed for Ordinary Locations

314.16 Number of Conductors in Outlet, Device, and Junction Boxes, and Conduit Bodies. Boxes and conduit bodies shall be of sufficient size to provide free space for all enclosed conductors. In no case shall the volume of the box, as calculated in 314.16(A), be less than the fill calculation as calculated in 314.16(B). The minimum volume for conduit bodies shall be as calculated in 314.16(C).

The provisions of this section shall not apply to terminal housings supplied with motors.

FPN: For volume requirements of motor terminal housings, see 430.12.

Boxes and conduit bodies enclosing conductors 4 AWG or larger shall also comply with the provisions of 314.28.

(A) Box Volume Calculations. The volume of a wiring enclosure (box) shall be the total volume of the assembled sections and, where used, the space provided by plaster rings, domed covers, extension rings, and so forth, that are marked with their volume or are made from boxes the dimensions of which are listed in Table 314.16(A).

(1) Standard Boxes. The volumes of standard boxes that are not marked with their volume shall be as given in Table 314.16(A).

(2) Other Boxes. Boxes 1650 cm<sup>3</sup> (100 in.<sup>3</sup>) or less, other than those described in Table 314.16(A), and Nonmetallic boxes shall be durably and legibly marked by the manufacturer with their volume. Boxes described in Table 314.16(A) that have a volume larger than is designated in the table shall be permitted to have their volume marked as required by this section.

(B) Box Fill Calculations. The volumes in paragraphs 314.16(B)

(1) through (B) (5), as applicable, shall be added together. No allowance shall be required for small fittings such as locknuts and bushings.

Table 314.16(A) Metal Boxes

Box Trade Size mm (in)		Minimum Volume cm <sup>3</sup> (in. <sup>3</sup> )	Maximum Number of Conductors ①						
			18	16	14	12	10	8	6
100x32 (4x1¼)	round/ octagon	205 (12.5)	8	7	6	5	5	5	2
100x38 (4x1½)	round/ octagon	254 (15.5)	10	8	7	6	6	5	3
100x54 (4x2)	round/ octagon	353 (21.5)	14	12	10	9	8	7	4
100x32 (4x1¼)	square	295 (18)	12	10	9	8	7	6	3
100x38 (4x1½)	square	344 (21)	14	12	10	9	8	7	4
100x54 (4x2)	square	497 (30.3)	20	17	15	13	12	10	6
120x32 (4x1¼)	square	418 (25.5)	17	14	12	11	10	8	5
120x38 (4x1½)	square	484 (29.5)	19	16	14	13	11	9	5
120x54 (4x2)	square	689 (42)	28	24	21	18	16	14	8
75x50x38 (3x2x1½)	device	123 (7.5)	5	4	3	3	3	2	1
75x50x50 (3x2x2)	device	164 (10)	6	5	5	4	4	3	2
75x50x57 (3x2x2¼)	device	172 (10.5)	7	6	5	4	4	3	2
75x50x65 (3x2x2½)	device	205 (12.5)	8	7	6	5	5	4	2
75x50x70 (3x2x2¾)	device	230 (14)	9	8	7	6	5	4	2
75x50x90 (3x2x3½)	device	295 (18)	12	10	9	8	7	6	3
100x54x38 (4x2x1½)	device	169 (10.3)	6	5	5	4	4	3	2
100x54x48 (4x2x1)	device	213 (13)	8	7	6	5	5	4	2
100x54x54 (4x2x2)	device	238 (14.5)	9	8	7	6	5	4	2
95x50x65 (3¾x2x2½)	masonry box/gang	230 (14)	9	8	7	6	5	4	2
95x50x90 (3¾x2x3½)	masonry box/gang	344 (21)	14	12	10	9	8	7	4
min. 44.5 depth	FS - single cover/ gang (1¾)	221 (13.5)	9	7	6	6	5	4	2
min. 60.3 depth	FD - single cover/ gang (2)	295 (18)	12	10	9	8	7	6	3
min. 44.5 depth	FS - multi. cover/ gang (1¾)	295 (18)	12	10	9	8	7	6	3
min. 60.3 depth	FD - multi. cover/ gang (2)	395 (24)	16	13	12	10	9	8	4

① Where no volume allowances are required by 314.16(B)(2) through (B)(5).  
Reproduced with permission NFPA. - All National Electrical Code  
references are from the 2008 edition.

(1) Conductor Fill. Each conductor that originates outside the box and terminates or is spliced within the box shall be counted once, and each conductor that passes through the box without splice or termination shall be counted once. A looped, unbroken conductor not less than twice the minimum length required for free conductors in 300.14 shall be counted twice. The conductor fill shall be calculated using Table 314.16(B). A conductor, no part of which leaves the box, shall not be counted.

Exception: An equipment grounding conductor or conductors or not over four fixture wires smaller than 14 AWG, or both, shall be permitted to be omitted from the calculations where they enter a box from a domed luminaire (fixture) or similar canopy and terminate within that box.

(2) Clamp Fill. Where one or more internal cable clamps, whether factory or field supplied, are present in the box, a single volume allowance in accordance with Table 314.16(B) shall be made based on the largest conductor present in the box. No allowance shall be required for a cable connector with its clamping mechanism outside the box.

(3) Support Fittings Fill. Where one or more luminaire (fixture) studs or hickies are present in the box, a single volume allowance in accordance with Table 314.16(B) shall be made for each type of fitting based on the largest conductor present in the box.

Table 314.16(B) Volume Allowance Required per Conductor

Size of Conductor (AWG)	Free Space Within Box for Each Conductor cm <sup>3</sup> (in. <sup>3</sup> )
18	24.6 (1.50)
16	28.7 (1.75)
14	32.8 (2.00)
12	36.9 (2.25)
10	41 (2.50)
8	49.2 (3.00)
6	81.9 (5.00)

(4) Device or Equipment Fill. For each yoke or strap containing one or more devices or equipment, a double volume allowance in accordance with Table 314.16(B) shall be made for each yoke or strap based on the largest conductor connected to a device(s) or equipment supported by that yoke or strap.

(5) Equipment Grounding Conductor Fill. Where one or more equipment grounding conductors or equipment bonding jumpers enter a box, a single volume allowance in accordance with Table 314.16(B) shall be made based on the largest equipment grounding conductor or equipment bonding jumper present in the box. Where an additional set of equipment grounding conductors, as permitted by 250.146(D), is present in the box, an additional volume allowance shall be made based on the largest equipment grounding conductor in the additional set.

406.8 Receptacles in Damp or Wet Locations.

(B) Wet Locations.

(1) 15- and 20-Ampere Receptacles in a Wet Location. 15- and 20-Ampere, 125- and 250-Volt receptacles installed in a wet location shall have an enclosure that is weatherproof whether or not the attachment plug cap is inserted.

(2) Other Receptacles. All other receptacles installed in a wet location shall comply with (B)(2)(a) or (B)(2)(b).

(a) A receptacle installed in a wet location, where the product intended to be plugged into it is not attended while in use, shall have an enclosure that is weatherproof with the attachment plug cap inserted or removed.

(b) A receptacle installed in a wet location where the product intended to be plugged into it will be attended while in use (e.g., portable tools) shall have an enclosure that is weatherproof when the attachment plug is removed.

# Outlet and Switch Boxes

## Material, Finish, Knockouts, Fire-Rated Assemblies, Compliances, Groundskeeper Raised Ground Boss

**NEC/CEC:**  
*Listed for Ordinary Locations*

---

### Material/Finish

- AISI/SAE 1008
- Pre-galvanized G60, 183.09 g/sq m (0.60 oz/sq ft)
- Thickness: 0.0625" minimum

### Concentric and Eccentric Knockouts

- Boxes with concentric or eccentric knockouts are suitable for bonding without any additional bonding means where used in circuits above or below 250 V. Unless otherwise noted all concentric or eccentric knockouts are 1/2" – 3/4" combinations.

### Use in Fire-Rated Assemblies

- Single and double gang metallic outlet and switch boxes are acceptable for use in two-hour fire rated walls. For additional information refer to the UL guide card information for metallic outlet boxes, QCIT.

### Groundskeeper Raised Ground Boss

- Groundskeeper raised ground feature on boss inside box provides one or two #10-32 tapped hole, allowing a 3/8" long green ground screw to be threaded into box without contacting mounting surface. Other boxes provided with flat ground tapped hole, except Plenum Boxes.

### NEC/CEC Compliances and Certifications

- UL Standard: 514A, 514B, 514D
- UL Listed: E2527, E14817
- NEMA: FB-1, OS-1

# Outlet and Switch Boxes

## Styles of Clamps and Brackets

NEC/CEC:  
Listed for Ordinary Locations

### Clamps ①



CL-9  
For nonmetallic cable




CL-20  
For nonmetallic cable



CL-24  
For nonmetallic cable



CL-26  
For nonmetallic cable



CL-13  
For armored cable (AC), metal clad cable (MCI, MCI-A, MCC) and flexible metal conduit




CL-25  
For armored cable and flexible metal conduit

### Brackets ①



JB



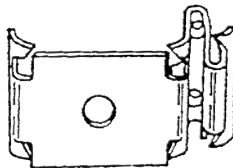
Plain NL



Stud NL



Snap-in metal stud



MSC-OBN  
Outlet box metal stud clip  
for individual sale ②



892  
LOX BOX™ switch box supports  
for individual sale ②

① Products available as installed parts only.

② Products available as individual parts. Order by product catalog number.



# Outlet and Switch Boxes

## Styles of Clamps and Brackets

NEC/CEC:  
Listed for Ordinary Locations

### Brackets ①



Plain, Offset Side Combination



Barbed-Hook, Vertical



Plain, Vertical



Vertical with Stud



Plain, Vertical



Plain, Vertical Angle



Offset, Vertical



Plain, Vertical

Appleton OZGEDNEY

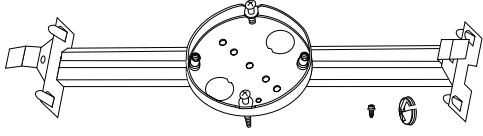
COMMERCIAL AND INDUSTRIAL FITTINGS: OUTLET BOXES, SWITCH BOXES AND COVERS

① Products available as installed parts only.

# Outlet and Switch Boxes

## 4" Round Ceiling Fan Box With and Without Support Bar Hanger

NEC/CEC:  
Listed for Ordinary Locations

	Depth (Inches)	Clamp Type	Bracket, Offset or Expansion	Knockouts (Inches)	dm <sup>3</sup> (in <sup>3</sup> )	Catalog Number
<b>4" Round - with Support Bar Hangers ①</b>						
	1/2	—	NBH, 16" to 24"	(2) 1/2	0.095 (5.8)	<b>FFS-4CL-NBH</b>

Appleton OZGEDNEY

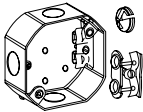



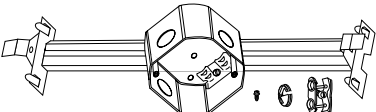
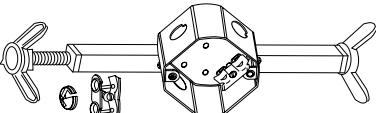
COMMERCIAL AND INDUSTRIAL FITTINGS: OUTLET BOXES, SWITCH BOXES AND COVERS

① NBH is for new construction. Complies with NEC 442.18 for up to 16 kg (35 lbs) of ceiling fan load or 32 kg (70 lbs) of fixture load.

# Outlet and Switch Boxes

## 4" Octagon Ceiling Fan Boxes With and Without Support Bar Hangers

NEC/CEC:  
Listed for Ordinary Locations

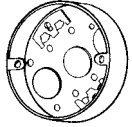


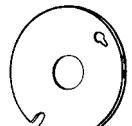
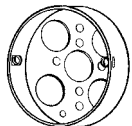
	Depth (Inches)	Clamp Type	Bracket, Offset or Expansion	Knockouts (Inches)	dm <sup>2</sup> (in <sup>2</sup> )	Catalog Number
<b>4" Octagon - without Support Bar Hangers</b>						
	1-1/2	AC/MC, NM	-	(3) 1/2	0.25 (15.5)	FFS-561L
	2-1/8	AC/MC, NM	-	(3) 1/2	0.35 (21.5)	FFS-561LD
	2-1/8	AC/MC, NM	FB, 1/2"	(2) 1/2	0.35 (21.5)	FFS-561LD-VB-NW
<b>4" Octagon - with Support Bar Hangers ①</b>						
	1/2	-	NBH, 16" to 24"	(2) 1/2	0.095 (5.8)	FFS-561L-NBH
	2-1/8	AC/MC, NM	NBH, 16" to 24"	(3) 1/2	0.35 (21.5)	FFS-561LD-NBH
	2-1/8	AC/MC, NM	OBH, 16" to 24"	(3) 1/2	0.35 (21.5)	FFS-561LD-OBH

① NBH is for new construction. Complies with NEC 442.18 for up to 16 kg (35 lbs) of ceiling fan load or 32 kg (70 lbs) of fixture load.

# Outlet and Switch Boxes

## Round Boxes and Covers

NEC/CEC:  
Listed for Ordinary Locations

	Depth (Inches)	Wiring Cubic Inch Capacity	Clamp Type	Knockout Description			Weight per 100 kg (lb)	Catalog Number
				Sides	Ends	Bottom		
<b>3-1/4" Round Boxes - with Nonmetallic Sheathed Cable Clamps ①</b>								
 1/2" Deep	1/2	4.5	CL-9	—	—	(3) 1/2" (4) 21/32"	13.15 (29.0)	<b>510LC</b> (36115)
 1/2" Deep	1/2	4.5	—	—	—	(3) 1/2" (4) 21/32"	21.77 (48.0)	<b>510L ①</b>
<b>3-1/4" Round Covers - For 3-1/4" Octagon and Round Boxes ②</b>								
	Flat	0.0	—		Blank		7.71 (17.0)	<b>8301A</b> (24C1)
	Flat	0.0	—		1/2" KO		7.71 (17.0)	<b>8320</b> (24C6)
<b>4" Round Box - with Knockouts in Bottom ③</b>								
 1/2" Deep	1/2	6.0	—	—	—	(5) 1/2"	16.33 (36.0)	<b>4CL</b> (56111)

① Not UL Listed.



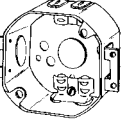
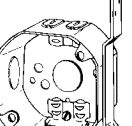
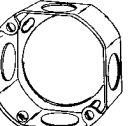
② 2-3/4" Cover Hole Centerline.

③ 3-1/2" Cover Hole Centerline.

# Outlet and Switch Boxes

## 3-1/4" Octagon Boxes and Extension Ring

NEC/CEC:  
Listed for Ordinary Locations

	Depth (Inches)	Wiring Cubic Inch Capacity	Clamp Type	Knockout Description			Weight per 100 kg (lb)	Catalog Number ① (Universal No.)
				Sides	Ends	Bottom		
<b>3-1/4" Octagon Boxes - with Knockouts</b>								
 <b>30-1/2</b> 1-1/2" Deep	1-1/2	10.5	—	(4) 1/2"	—	(1) 1/2"	17.24 (38.0)	<b>30-1/2</b> (24151-1/2)
<b>3-1/4" Octagon Boxes - with Nonmetallic Sheathed Cable Clamps</b>								
 <b>560L</b> 1-1/2" Deep; Two nail holes each end	1-1/2	11.9	CL-26	(2) 1/2"	(4) 21/32"	(1) 1/2"	21.77 (48.0)	<b>560L</b> (24151-N)
 <b>560LXE</b> 1-1/2" Deep; Plaster Ears	1-1/2	11.9	CL-26	(2) 1/2"	(4) 21/32"	(1) 1/2"	23.13 (51.0)	<b>560LXE</b> (24151-NE)
 <b>560LVB</b> 1-1/2" Deep; Plain Vertical Bracket; Set back 5/8"	1-1/2	11.9	CL-26	(1) 1/2"	(4) 21/32"	(1) 1/2"	25.40 (56.0)	<b>560LVB</b> (24151NF)
<b>3-1/4" Octagon Box Extension Ring - with Knockouts</b>								
 <b>30E-1/2</b> 1-1/2" Deep	1-1/2	10.5	—	(4) 1/2"	—	—	15.42 (34.0)	<b>30E-1/2</b> (25151-1/2)

① 2-3/4" Cover Hole Centerline.

# Outlet and Switch Boxes

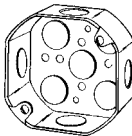
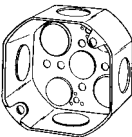
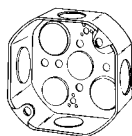
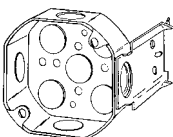
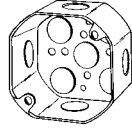
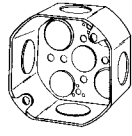
## 4" Octagon Boxes

With Knockouts

NEC/CEC:  
Listed for Ordinary Locations

Appleton OZGEDNEY

COMMERCIAL AND INDUSTRIAL FITTINGS: OUTLET BOXES, SWITCH BOXES AND COVERS

	Depth (Inches)	Wiring Cubic Inch Capacity	Knockout Description			Weight per 100 kg (lb)	Catalog Number ① (Universal No.)
			Sides	Ends	Bottom		
 <b>1-1/2" Deep</b>	1-1/2	15.5	(4) 1/2"	—	(5) 1/2"	23.59 (52.0)	<b>40-1/2</b> (54151-1/2)
 <b>1-1/2" Deep</b>	1-1/2	15.5	(4) 3/4"	—	(3) 1/2" (2) 3/4"	23.59 (52.0)	<b>40-3/4</b> (54151-3/4)
 <b>1-1/2" Deep</b>	1-1/2	15.5	(2) 1/2" (2) 3/4"	—	(3) 1/2" (2) 3/4"	23.59 (52.0)	<b>40-SPL</b> (54151SPL)
 <b>1-1/2" Deep;</b> <b>JB Bracket set flush</b> <b>Gauging notches 3/8" &amp; 1/2"</b>	1-1/2	15.5	(4) 1/2"	—	(5) 1/2"	30.84 (68.0)	<b>40JB-1/2</b> (54151J-1/2)
 <b>2-1/8" Deep</b>	2-1/8	21.5	(4) 1/2"	—	(5) 1/2"	29.94 (66.0)	<b>40D-1/2</b> (54171-1/2)
 <b>2-1/8" Deep</b>	2-1/8	21.5	(4) 3/4"	—	(3) 1/2" (2) 3/4"	29.94 (66.0)	<b>40D-3/4</b> (54171-3/4)

① 3-1/2" Cover Hole Centerline.

# Outlet and Switch Boxes

## 4" Octagon Boxes

With Knockouts

NEC/CEC:  
Listed for Ordinary Locations

	Depth (Inches)	Wiring Cubic Inch Capacity	Knockout Description			Weight per 100 kg (lb)	Catalog Number ① (Universal No.)
			Sides	Ends	Bottom		
 <b>2-1/8" Deep</b>	2-1/8	21.5	(2) 1/2" (2) 3/4"	—	(3) 1/2" (2) 3/4"	30.84 (68.0)	<b>4OD-SPL</b> (54171SPL)
 <b>1-1/2" Deep; Vertical bracket with stud; Set back 5/8"</b>	1-1/2	15.5	(3) 1/2"	—	(5) 1/2"	28.12 (62.0)	<b>4OVB-1/2</b> (54151F-1/2)
 <b>1-1/2" Deep; 40-1/2 box on SX115; Stud bar hanger; Adjusts from 11-1/2" to 18-1/2"</b>	1-1/2	15.5	(4) 1/2"	—	(4) 1/2"	41.73 (92.0)	<b>SX115-40-1/2</b> ②

① 3-1/2" Cover Hole Centerline.

② Not fan box rated.

# Outlet and Switch Boxes

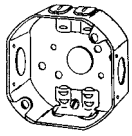
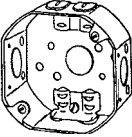
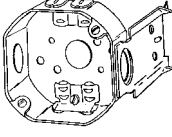
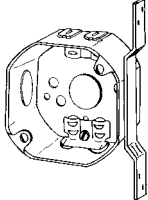
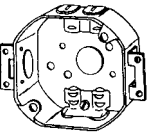
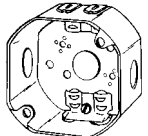
## 4" Octagon Boxes

With Nonmetallic Sheathed Cable Clamps

NEC/CEC:  
Listed for Ordinary Locations

Appleton OZGEDNEY

COMMERCIAL AND INDUSTRIAL FITTINGS: OUTLET BOXES, SWITCH BOXES AND COVERS

	Depth (Inches)	Wiring Cubic Inch Capacity	Clamp Type	Knockout Description			Weight per 100 kg (lb)	Catalog Number ① (Universal No.)
				Sides	Ends	Bottom		
 <b>1-1/2" Deep</b>	1-1/2	15.5	CL-26	(2) 1/2"	(4) 21/32"	(1) 1/2"	25.85 (57.0)	<b>561L</b> (54151)
 <b>1-1/2" Deep; Four nail holes each end</b>	1-1/2	15.5	CL-26	(2) 1/2"	(4) 21/32"	(1) 1/2"	25.85 (57.0)	<b>561N</b> (54151N)
 <b>1-1/2" Deep; JB Bracket set flush; Gauging notches 3/8" &amp; 1/2"</b>	1-1/2	15.5	CL-26	(2) 1/2"	(4) 21/32"	(1) 1/2"	33.57 (74.0)	<b>561LJB</b> (54151JN)
 <b>1-1/2" Deep; Bracket set back 5/8"</b>	1-1/2	15.5	CL-26	(2) 1/2"	(4) 21/32"	(1) 1/2"	29.94 (66.0)	<b>561LVB</b> (54151FN)
 <b>1-1/2" Deep; Plaster ears</b>	1-1/2	15.5	CL-26	(2) 1/2"	(4) 21/32"	(1) 1/2"	28.12 (62.0)	<b>561LXE</b> (54151NE)
 <b>2-1/8" Deep</b>	2-1/8	21.5	CL-26	(2) 1/2"	(4) 21/32"	(1) 1/2"	31.75 (70.0)	<b>561LD</b> (54171N)

① 3-1/2" Cover Hole Centerline.



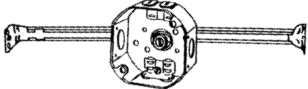


# Outlet and Switch Boxes

## 4" Octagon Boxes

With Nonmetallic Sheathed Cable Clamps

NEC/CEC:  
Listed for Ordinary Locations

	Depth (Inches)	Wiring Cubic Inch Capacity	Clamp Type	Knockout Description			Weight per 100 kg (lb)	Catalog Number ① (Universal No.)
				Sides	Ends	Bottom		
 <p><b>2-1/8" Deep;</b> JB Bracket set back 1"; Gauging notches set back 1-3/8" &amp; 1-1/2"</p>	2-1/8	21.5	CL-26	(2) 1/2"	(4) 21/32"	(1) 1/2"	38.10 (84.0)	<b>561LDJB</b> (54171JN)
 <p><b>1-1/2" Deep;</b> 561L box on SX18 clip bar hanger; Adjusts from 11-1/2" to 18-1/2"</p>	1-1/2	15.5	CL-26	(2) 1/2"	(4) 21/32"	—	43.54 (96.0)	<b>SX18-561L</b> ②③
 <p><b>1-1/2" Deep;</b> 561L box on SX115 stud bar hanger; Adjusts from 11-1/2" to 18-1/2"</p>	1-1/2	15.5	CL-26	(2) 1/2"	(4) 21/32"	—	44.91 (99.0)	<b>SX115-561L</b> ③

① 3-1/2" Cover Hole Centerline.

② Not UL Listed.





③ Not fan box rated.

# Outlet and Switch Boxes

## 4" Octagon Boxes

With Armored Cable Clamps

NEC/CEC:  
Listed for Ordinary Locations

	Depth (Inches)	Wiring Cubic Inch Capacity	Clamp Type	Knockout Description			Weight per 100 kg (lb)	Catalog Number ① (Universal No.)
				Sides	Ends	Bottom		
 <p><b>1-1/2" Deep</b> Two nail holes each end</p>	1-1/2	15.5	CL-25	(2) 1/2"	(4) 21/32" (4) 21/32"	(1) 1/2"	27.67 (61.0)	<b>551L</b> (54151X)
 <p><b>1-1/2" Deep</b> JB Bracket set flush; Gauging Notches 3/8" &amp; 1/2"</p>	1-1/2	15.5	CL-25	(2) 1/2"	(4) 21/32" (4) 21/32"	(1) 1/2"	33.57 (74.0)	<b>551LJB</b>
 <p><b>2-1/8" Deep</b> JB Bracket set back 1"; Gauging Notches 3/8" &amp; 1/2"</p>	2-1/8	21.5	CL-25	(2) 1/2"	(4) 21/32" (4) 21/32"	(1) 1/2"	38.10 (84.0)	<b>551LDJB</b>
 <p><b>1-1/2" Deep</b> 551L box on SX115 stud bar hanger; Adjusts from 11-1/2" to 18-1/2"</p>	1-1/2	15.5	CL-25	(2) 1/2"	(4) 21/32" (4) 21/32"	—	46.72 (103.0)	<b>SX115-551L ②</b>

① 3-1/2" Cover Hole Centerline.




② Not fan box rated.

# Outlet and Switch Boxes

## 4" Octagon Box Extension Rings

With Knockouts

NEC/CEC:  
Listed for Ordinary Locations

	Depth (Inches)	Wiring Cubic Inch Capacity	Clamp Type	Knockout Description			Weight per 100 kg (lb)	Catalog Number ① (Universal No.)
				Sides	Ends	Bottom		
 <p><b>1-1/2" Deep</b></p>	1-1/2	15.5	—	(4) 1/2"	—	—	16.78 (37.0)	<b>4OE-1/2</b> (551511/2)
 <p><b>1-1/2" Deep</b></p>	1-1/2	15.5	—	(2) 1/2" (2) 3/4"	—	—	17.69 (39.0)	<b>4OE-3/4</b> (551513/4)
 <p><b>1-1/2" Deep</b></p>	1-1/2	15.5	—	(2) 1/2"	—	—	44.91 (99.0)	<b>4OE-SPL</b> (55151-SPL)








① 3-1/2" Cover Hole Centerline.

# Outlet and Switch Boxes

## 4" Octagon and Round Covers

For 4" Octagon and Round Boxes

NEC/CEC:  
Listed for Ordinary Locations

	Depth (Inches)	Wiring Cubic Inch Capacity	Knockout Description	Weight per 100 kg (lb)	Catalog Number ① (Universal No.)
 1/2" Raised	1/2" Raised	3.5	Ears 2-3/4" C to C	8.16 (18.0)	<b>8409A</b> (54C31/2)
 5/8" Raised	5/8" Raised	4.5	Ears 2-3/4" C to C	9.07 (20.0)	<b>8409</b> (54C33/4)
 Flat	Flat	3.5	Blank	11.79 (26.0)	<b>8403</b> (5401)
 Flat	Flat	0.0	1/2" Knockout	11.79 (26.0)	<b>8413</b> (54C6)
 Flat	Flat	0.0	One Single Flush Receptacle 1-13/32" D	9.53 (21.0)	<b>8419LR</b> (54-S)
 Flat	Flat	0.0	Duplex Receptacle	8.62 (19.0)	<b>8420LR</b> (54-D)
 Beveled	Beveled (White)	0.0	Blank	11.79 (26.0)	<b>WCRB4W</b>

① 3-1/2" Cover Hole Centerline.

# Outlet and Switch Boxes

## 4" Square Boxes - 1-1/2" Deep

With Knockouts

NEC/CEC:  
Listed for Ordinary Locations

	Depth (Inches)	Wiring Cubic Inch Capacity	Knockout Description			Weight per 100 kg (lb)	Catalog Number (Universal No.)
			Sides	Ends	Bottom		
 <b>1-1/4" Deep, Drawn</b>	1-1/4	18.0	(10) 1/2"	—	(5) 1/2"	27.67 (61.0)	<b>4SL-1/2</b> (52141-1/2)
 <b>1-1/2" Deep, Welded</b>	1-1/2	21.0	(12) 1/2"	—	(4) 1/2"	33.11 (73.0)	<b>4S-1/2</b> (52151-1/2)
 <b>1-1/2" Deep, Welded</b>	1-1/2	21.0	(12) 1/2"	—	(4) 1/2"	33.11 (73.0)	<b>4S-1/2RD</b> ①
 <b>1-1/2" Deep, Drawn</b>	1-1/2	21.0	(12) 1/2"	—	(5) 1/2"	33.11 (73.0)	<b>4S1/2-DR</b> (52151-1/2)
 <b>1-1/2" Deep, Welded</b>	1-1/2	21.0	(8) 3/4"	—	(2) 1/2" (2) 3/4"	30.39 (67.0)	<b>4S-3/4</b> (52151-3/4)
 <b>1-1/2" Deep, Drawn</b>	1-1/2	21.0	(8) 3/4"	—	(2) 1/2" (2) 3/4"	30.39 (67.0)	<b>4S3/4-DR</b> (52151-3/4)

① For fire alarm circuits. Red powder coat finish.

# Outlet and Switch Boxes

## 4" Square Boxes - 1-1/2" Deep

With Knockouts

NEC/CEC:  
Listed for Ordinary Locations

	Depth (Inches)	Wiring Cubic Inch Capacity	Knockout Description			Weight per 100 kg (lb)	Catalog Number (Universal No.)
			Sides	Ends	Bottom		
 1-1/2" Deep, Welded	1-1/2	21.0	(8) 1/2" (4) Eccentric KO	—	(2) 1/2" (2) Eccentric KO	32.66 (72.0)	<b>4SEK</b>
 1-1/2" Deep, Welded	1-1/2	21.0	(8) 1/2" (4) Eccentric KO	—	(2) 1/2" (2) Eccentric KO	32.66 (72.0)	<b>4SEKP</b> ①
 1-1/2" Deep, Welded	1-1/2	21.0	(8) 1/2" (4) 3/4"	—	(2) 1/2" (2) 3/4"	33.11 (73.0)	<b>4S-SPL</b> (52151-SPL)
 1-1/2" Deep, Drawn	1-1/2	21.0	(8) 1/2" (4) 3/4"	—	(2) 1/2" (2) 3/4"	33.11 (73.0)	<b>4S-SPL-DR</b> (52151-SPL)
 1-1/2" Deep, Drawn	1-1/2	21.0	(8) 1/2" (4) 3/4"	—	(3) 1/2" (2) 3/4"	33.11 (73.0)	<b>4S-SPL-DRRD</b> ②
 1-1/2" Deep, Drawn	1-1/2	21.0	(8) 1/2" (4) 3/4"	—	(3) 1/2" (2) 1/2"	33.11 (73.0)	<b>4S-SPL-DRP</b> ①
 Plenum Box; 1-1/2" Deep, Drawn; Without any holes and with reset knockouts (Screws supplied with cover, Catalog number 8465P)	1-1/2	21.0	(8) 1/2" (4) 3/4"	—	(3) 1/2" (2) 3/4"	31.75 (70.0)	<b>4SP</b>

① Provided with green ground screw and 10" long No. 12 AWG solid, insulated green ground wire.

② For fire alarm circuits. Red powder coat finish.

# Outlet and Switch Boxes

## 4" Square Boxes - 1-1/2" Deep

With Knockouts

NEC/CEC:  
Listed for Ordinary Locations

	Depth (Inches)	Wiring Cubic Inch Capacity	Knockout Description			Weight per 100 kg (lb)	Catalog Number (Universal No.)
			Sides	Ends	Bottom		
 <b>1-1/2" Deep, Welded; Plain vertical bracket</b>	1-1/2	21.0	(6) 3/4"	—	(2) 1/2" (2) 3/4"	36.74 (81.0)	<b>4SVB3/4PL</b> (52151-V-3/4)
 <b>1-1/2" Deep, Welded; Plain vertical bracket</b>	1-1/2	21.0	(6) 1/2" (3) Eccentric KO	—	(2) 1/2" (2) Eccentric KO	36.74 (81.0)	<b>4SVB-EK-PL</b>
 <b>1-1/2" Deep, Welded; Plain vertical bracket</b>	1-1/2	21.0	(6) 1/2" (3) Eccentric KO	—	(2) 1/2" (2) Eccentric KO	36.74 (81.0)	<b>4SVB-EK-PLRD</b> ①
 <b>1-1/2" Deep, Welded; 1-3/8" offset vertical bracket</b>	1-1/2	21.0	(6) 1/2" (3) Eccentric KO	—	(2) 1/2" (2) Eccentric KO	40.37 (89.0)	<b>4SOB-EK</b>
 <b>1-1/2" Deep, Welded; Vertical bracket with barbed hooks</b>	1-1/2	21.0	(6) 1/2" (3) Eccentric KO	—	(2) 1/2" (2) Eccentric KO	37.19 (82.0)	<b>4SAB-EK</b>
 <b>1-1/2" Deep, Welded; Stud NL bracket set flush with front of box</b>	1-1/2	21.0	(6) 1/2" (3) Eccentric KO	—	(2) 1/2" (2) Eccentric KO	35.38 (78.0)	<b>4SB-EK</b> (52151-B-1/2)

① For fire alarm circuits. Red powder coat finish.


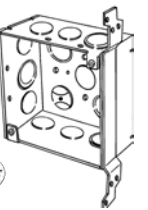
# Outlet and Switch Boxes

## 4" Square Boxes - 1-1/2" Deep

With Knockouts

NEC/CEC:

Listed for Ordinary Locations

	Depth (Inches)	Wiring Cubic Inch Capacity	Knockout Description			Weight per 100 kg (lb)	Catalog Number (Universal No.)
			Sides	Ends	Bottom		
	2-1/8	30.3	(8) 1/2" (4) Eccentric KO	—	(2) 1/2" (2) Eccentric KO	37.19 (82.0)	<b>4SD-EK</b>
  Red Box Option	2-1/8	30.3	(8) 1/2" (4) Eccentric KO	—	(2) 1/2" (2) Eccentric KO	37.19 (82.0)	<b>4SD-EKRD</b> ①
<b>2-1/8" Deep, Welded</b>							
 	2-1/8	30.3	(8) 1/2" (4) Eccentric KO	—	(2) 1/2" (2) Eccentric KO	37.19 (82.0)	<b>4SD-EKP</b> ②
<b>2-1/8" Deep, Welded</b>							
 	2-1/8	30.3	(8) 3/4"	—	(3) 1/2" (2) 3/4"	38.10 (84.0)	<b>4SD-3/4</b> (52171-3/4)
<b>2-1/8" Deep, Welded</b>							
 	2-1/8	30.3	(8) 1"	—	(3) 1/2" (2) 3/4"	38.10 (84.0)	<b>4SD-1</b> (52171-1)
<b>2-1/8" Deep, Welded</b>							
 	2-1/8	30.3	(6) 1/2" (3) Eccentric KO	—	(2) 1/2" (2) Eccentric KO	47.17 (104.0)	<b>4SDVB-EK-PL</b>
 	2-1/8	30.3	(6) 1/2" (3) Eccentric KO	—	(2) 1/2" (2) Eccentric KO	47.17 (104.0)	<b>4SDVB-EK-PLRD</b> ①
<b>2-1/8" Deep, Welded; Plain vertical bracket; Set flush with front of box</b>							

① For fire alarm circuits. Red powder coat finish.

② Provided with green ground screw and 10" long No. 12 AWG solid, insulated green ground wire.



# Outlet and Switch Boxes

## 4" Square Boxes - 2-1/8" Deep

With Knockouts

NEC/CEC:  
Listed for Ordinary Locations

	Depth (Inches)	Wiring Cubic Inch Capacity	Knockout Description			Weight per 100 kg (lb)	Catalog Number (Universal No.)
			Sides	Ends	Bottom		
 <p>2-1/8" Deep, Welded; Plain vertical bracket; Set flush with front of box</p>	2-1/8	30.3	(6) 1/2" (3) Eccentric KO	—	(2) 1/2" (2) Eccentric KO	47.17 (104.0)	4SDVB-EK-PLP ①
 <p>2-1/8" Deep, Welded</p>	2-1/8	30.3	(8) 1/2" (4) 3/4"	—	(3) 1/2" (2) 3/4"	38.56 (85.0)	4SD-SPL (52171-SPL)
 <p>2-1/8" Deep, Welded</p>	2-1/8	30.3	(8) 1/2" (4) 3/4"	—	(3) 1/2" (2) 3/4"	38.56 (85.0)	4SD-SPLRD ②
 <p>2-1/8" Deep, Welded</p>	2-1/8	30.3	(8) 1/2" (4) 3/4"	—	(3) 1/2" (2) 3/4"	38.56 (85.0)	4SD-SPLP ①
 <p>Plenum Box, 2-1/8" Deep, Drawn; Without any holes and with reset knockouts (Screws supplied with cover, catalog number 8465P)</p>	2-1/8	30.3	(8) 1/2" (4) 3/4"	—	(3) 1/2" (2) 3/4"	38.10 (84.0)	4SPD

① Provided with green ground screw and 10" long No. 12 AWG solid, insulated green ground wire.

② For fire alarm circuits. Red powder coat finish.






# Outlet and Switch Boxes

## 4" Square Boxes

With Nonmetallic Sheathed Cable Clamps

NEC/CEC:

Listed for Ordinary Locations

	Depth (Inches)	Wiring Cubic Inch Capacity	Type Clamp	Knockout Description			Weight per 100 kg (lb)	Catalog Number (Universal No.)
				Sides	Ends	Bottom		
 <p><b>1-1/2" Deep, Welded Nail holes</b></p>	1-1/2	21.0	CL-26	(4) 1/2" (2) Eccentric KO	(4) 2 1/32"	(1) 1/2"	33.57 (74.0)	<b>4SR-EK</b>
 <p><b>1-1/2" Deep, Welded; Stud NL Bracket set flush with front of box</b></p>	1-1/2	21.0	CL-26	(2) 1/2" (1) Eccentric KO	(4) 2 1/32"	(1) 1/2"	39.92 (88.0)	<b>4SRB-EK</b>
 <p><b>1-1/2" Deep, Welded; 1-3/8" offset vertical bracket; Set flush with front of box</b></p>	1-1/2	21.0	CL-26	(2) 1/2" (1) Eccentric KO	(4) 2 1/32"	(1) 1/2"	38.10 (84.0)	<b>4SRVB-EK-PL</b>
 <p><b>1-1/2" Deep, Welded; Plain vertical bracket</b></p> <p>With Green Ground Wire</p>	1-1/2	21.0	CL-26	(2) 1/2"	(4) 2 1/32"	(1) 1/2"	38.10 (84.0)	<b>4SRVB-EK-PLP</b> ①
 <p><b>1-1/2" Deep, Welded; 1-3/8" offset vertical bracket; Set flush with front of box</b></p>	1-1/2	21.0	CL-26	(2) 1/2" (1) Eccentric KO	(4) 2 1/32"	(1) 1/2"	42.64 (94.0)	<b>4SROB-EK</b>




① Provided with green ground screw and 10" long No. 12 AWG solid, insulated green ground wire.

# Outlet and Switch Boxes

## 4" Square Boxes

With Nonmetallic Sheathed Cable Clamps

NEC/CEC:  
Listed for Ordinary Locations

	Depth (Inches)	Wiring Cubic Inch Capacity	Type Clamp	Knockout Description			Weight per 100 kg (lb)	Catalog Number (Universal No.)
				Sides	Ends	Bottom		
 <p><b>1-1/8" Deep, Welded; Vertical bracket with barbed hooks</b></p>	1-1/2	21.0	CL-26	(2) 1/2" (1) Eccentric KO	(4) 21/32"	(1) 1/2"	39.92 (88.0)	4SRAB-EK
 <p><b>2-1/8" Deep, Drawn Nail holes</b></p>	2-1/8	30.3	CL-26	(6) 1/2"	(4) 21/32"	(1) 1/2"	40.82 (90.0)	4SRD
 <p><b>2-1/8" Deep, Drawn; Plain vertical bracket flush with front of box</b></p>	2-1/8	30.3	CL-26	(3) 1/2"	(4) 21/32"	(1) 1/2"	45.36 (100.0)	4SRDVB-PL

# Outlet and Switch Boxes

## 4" Square Boxes

With Armored Cable (AC)/Metal Clad Cable (MCI, MCI-A, MCC)/ Flexible Metal Conduit Clamps

NEC/CEC:

Listed for Ordinary Locations

	Depth (Inches)	Wiring Cubic Inch Capacity	Type Clamp	Knockout Description			Weight per 100 kg (lb)	Catalog Number (Universal No.)
				Sides	Ends	Bottom		
 <b>1-1/2" Deep, Welded</b>	1-1/2	21.0	CL-13	(4) 1/2" (2) Eccentric KO	(4) 21/32"	(1) 1/2"	45.36 (100.0)	<b>4SX-EK</b> (52151VB)
 <b>1-1/2" Deep, Welded</b> With Green Ground Wire	1-1/2	21.0	CL-13	(4) 1/2" (2) Eccentric KO	(4) 21/32"	(1) 1/2"	45.36 (100.0)	<b>4SX-EKP</b> ①
 <b>1-1/2" Deep, Welded; Vertical bracket with barbed hooks</b>	1-1/2	21.0	CL-13	(2) 1/2" (1) Eccentric KO	(4) 21/32"	(1) 1/2"	45.36 (100.0)	<b>4SXAB-EK</b> (52151VB)
 <b>1-1/2" Deep, Welded; Plain vertical bracket</b>	1-1/2	21.0	CL-13	(2) 1/2" (1) Eccentric KO	(4) 21/32"	(1) 1/2"	51.71 (114.0)	<b>4SXVB-EK-PL</b>
 <b>1-1/2" Deep, Welded; Plain NL bracket set flush with front of box</b>	1-1/2	21.0	CL-13	(2) 1/2" (1) Eccentric KO	(4) 21/32"	(1) 1/2"	52.62 (116.0)	<b>4SXB-EK-PL</b>

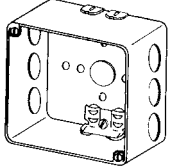
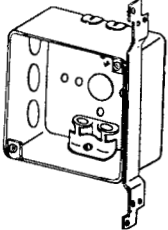
① Provided with green ground screw and 10" long No. 12 AWG solid, insulated green ground wire.

# Outlet and Switch Boxes

## 4" Square Boxes

With Armored Cable (AC)/Metal Clad Cable (MCI, MCI-A, MCC)/ Flexible Metal Conduit Clamps

NEC/CEC:  
Listed for Ordinary Locations

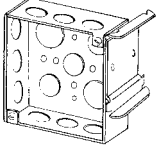
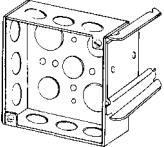
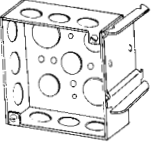
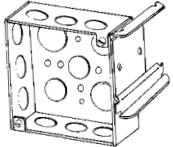
	Depth (Inches)	Wiring Cubic Inch Capacity	Type Clamp	Knockout Description			Weight per 100 kg (lb)	Catalog Number (Universal No.)
				Sides	Ends	Bottom		
 <p><b>2-1/8" Deep, Drawn</b></p>	2-1/8	30.3	CL-13	(6) 1/2"	(4) 21/32"	(1) 1/2"	45.36 (100.0)	<b>4SXD</b>
 <p><b>2-1/8" Deep, Drawn; Plain vertical bracket; Set flush with front of box</b></p>	2-1/8	30.3	CL-13	(3) 1/2"	(4) 21/32"	(1) 1/2"	51.71 (114.0)	<b>4SXDVB-PL</b>

# Outlet and Switch Boxes

## 4" Square Boxes with Snap-In Brackets

For 2-1/2" and 3-5/8" Metal Studs

NEC/CEC:  
Listed for Ordinary Locations

	Depth (Inches)	Wiring Cubic Inch Capacity	Stud Size (Inches)	Type Clamp	Knockout Description			Weight per 100 kg (lb)	Catalog Number (Universal No.)
					Sides	Ends	Bottom		
 <b>1-1/2" Deep, Welded;</b> <b>For 2-1/2" metal stud</b>	1-1/2	2-1/2	21.0	—	(9) 1/2"	—	(5) 1/2"	41.73 (92.0)	<b>4S1/2-SB2-1/2</b>
 <b>1-1/2" Deep, Welded;</b> <b>For 3-5/8" metal stud</b>	1-1/2	3-5/8	21.0	—	(9) 1/2"	—	(5) 1/2"	46.27 (102.0)	<b>4S1/2-SB3-5/8</b>
 <b>1-1/2" Deep, Welded;</b> <b>For 2-1/2" metal stud</b>	1-1/2	2-1/2	21.0	—	(6) 1/2" (3) 3/4"	—	(3) 1/2" (2) 3/4"	41.73 (92.0)	<b>4S-SPL-SB2-1/2</b>
 <b>1-1/2" Deep, Welded;</b> <b>For 3-5/8" metal stud</b>	1-1/2	3-5/8	21.0	—	(6) 1/2" (3) 3/4"	—	(3) 1/2" (2) 3/4"	46.27 (102.0)	<b>4S-SPL-SB3-5/8</b>

Appleton OZGEDNEY

COMMERCIAL AND INDUSTRIAL FITTINGS: OUTLET BOXES, SWITCH BOXES AND COVERS

# Outlet and Switch Boxes

## 4" Square Boxes with Snap-In Brackets

For 2-1/2" and 3-5/8" Metal Studs

NEC/CEC:  
Listed for Ordinary Locations

	Depth (Inches)	Stud Size (Inches)	Wiring Cubic Inch Capacity	Type Clamp	Knockout Description			Weight per 100 kg (lb)	Catalog Number (Universal No.)
					Sides	Ends	Bottom		
<b>With Nonmetallic Sheathed Cable Clamps</b>									
	1-1/2	2-1/2	21.0	CL-26	(3) 1/2"	(4) 21/32"	(1) 1/2"	42.18 (93.0)	4SR-SB2-1/2
<b>1-1/2" Deep, Welded For 2-1/2" metal stud</b>									
	1-1/2	3-5/8	21.0	CL-26	(3) 1/2"	(4) 21/32"	(1) 1/2"	46.72 (103.0)	4SR-SB3-5/8
<b>1-1/2" Deep, Welded For 3-5/8" metal stud</b>									
<b>With Armored Cable (AC)/Metal Clad Cable (MCI, MCI-A, MCC) Clamps</b>									
	1-1/2	2-1/2	21.0	CL-13	(3) 1/2"	(4) 21/32"	(1) 1/2"	53.98 (119.0)	4SX-SB2-1/2
<b>1-1/2" Deep, Welded For 2-1/2" metal stud</b>									
	1-1/2	3-5/8	21.0	CL-13	(3) 1/2"	(4) 21/32"	(1) 1/2"	58.51 (129.0)	4SX-SB3-5/8
<b>1-1/2" Deep, Welded For 3-5/8" metal stud</b>									

# Outlet and Switch Boxes

## 4" Square Box Extension Rings and Thru-Ring

With Knockouts

NEC/CEC:

Listed for Ordinary Locations

	Depth (Inches)	Wiring Cubic Inch Capacity	Knockout Description			Weight per 100 kg (lb)	Catalog Number (Universal No.)
			Sides	Ends	Bottom		
 <p><b>Extension Ring</b> 1-1/2" Deep, Drawn Top: Two 8-32 screws Bottom: Two slide-on slots</p>	1-1/2	21.0	(12) 1/2"	—	—	19.96 (44.0)	<b>4SE-1/2</b>
 <p><b>Extension Ring</b> 1-1/2" Deep, Drawn Top: Two 8-32 screws Bottom: Two slide-on slots</p>	1-1/2	21.0	(8) 3/4"	—	—	19.96 (44.0)	<b>4SE-3/4</b> (53151-3/4)
 <p><b>Extension Ring</b> 1-1/2" Deep, Welded Top: Two 8-32 screws Bottom: Cutout for switch or handy box</p>	1-1/2	21.0	(8) 1/2" (4) 3/4"	—	—	29.03 (64.0)	<b>4SSBE-SPL</b>
<p>Red Box Option</p>  <p><b>Extension Ring</b> 1-1/2" Deep, Drawn Top: Two 8-32 screws Bottom: Two slide-on screws and two slide-on screws</p>	1-1/2	21.0	(8) 1/2" (4) 3/4"	—	—	29.03 (64.0)	<b>4SSBE-SPLRD</b> ①
 <p><b>Combo Extension-Thru-Ring</b> 1-1/2" Deep, Drawn Top: Two 8-32 screws Bottom: Two 8-32 screws and two slide-on screws</p>	1-1/2	21.0	(6) 1/2" (4) 3/4"	—	—	21.32 (47.0)	<b>4SES</b> (53151-1/2)
<p>Red Box Option</p>  <p><b>Combo Extension-Thru-Ring</b> 1-1/2" Deep, Drawn Top: Two 8-32 screws Bottom: Two 8-32 screws and two slide-on screws</p>	1-1/2	21.0	(6) 1/2" (4) 3/4"	—	—	21.32 (47.0)	<b>4SESRD</b> ①

① For fire alarm circuits. Red powder coat finish.



# Outlet and Switch Boxes

## 4" Square Covers

Raised Surface Covers

NEC/CEC:  
Listed for Ordinary Locations

	Depth (Inches)	Wiring Cubic Inch Capacity	Description	Weight per 100 kg (lb)	Catalog Number (Universal No.)
 <p><b>1/2" Raised</b></p>	1/2	7.0	Blank	20.41 (45.0)	8360
 <p><b>1/2" Raised</b></p>	1/2	7.0	One Toggle Switch	19.96 (44.0)	8361 (52-1T)
 <p><b>1/2" Raised</b></p>	1/2	7.0	One GFCI Device	15.88 (35.0)	8362
 <p><b>1/2" Raised</b> <b>1-13/32" Opening</b></p>	1/2	7.0	One Single Flush Receptacle 1-13/32" D	18.14 (40.0)	8363
 <p><b>1/2" Raised</b> <b>1-13/32" Openings</b></p>	1/2	7.0	Two Single Flush Receptacles 1-13/32" D	17.24 (38.0)	8364


**Appleton**  

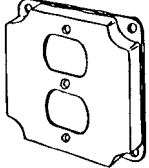
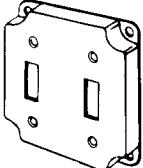
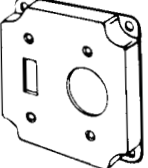
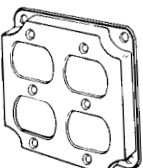
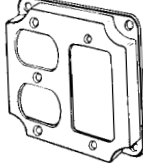
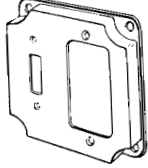

COMMERCIAL AND INDUSTRIAL FITTINGS: OUTLET BOXES, SWITCH BOXES AND COVERS

# Outlet and Switch Boxes

## 4" Square Covers

Raised Surface Covers

NEC/CEC:  
Listed for Ordinary Locations

	Depth (Inches)	Wiring Cubic Inch Capacity	Description	Weight per 100 kg (lb)	Catalog Number (Universal No.)
 <p>1/2" Raised</p>	1/2	7.0	One Duplex Flush Receptacle ①	16.33 (36.0)	8365N
 <p>1/2" Raised</p>	1/2	7.0	Two Toggle Switches	19.05 (42.0)	8367 (52-2T)
 <p>1/2" Raised 1-13/32" Opening</p>	1/2	7.0	One Toggle Switch, One Single Flush Receptacle 1-13/32" D	17.69 (39.0)	8368
 <p>1/2" Raised</p>	1/2	7.0	Two Duplex Flush Receptacles ①	14.97 (33.0)	8371N
 <p>1/2" Raised</p>	1/2	7.0	One Duplex Flush, One GFCI Device ①	14.51 (32.0)	8373N
 <p>1/2" Raised</p>	1/2	7.0	One Toggle Switch, One GFCI Device	17.24 (38.0)	8374




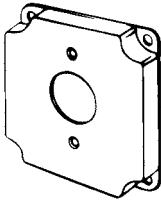
① Extra mounting screws and nuts provided.

# Outlet and Switch Boxes

## 4" Square Covers

Raised Surface Covers

NEC/CEC:  
Listed for Ordinary Locations

	Depth (Inches)	Wiring Cubic Inch Capacity	Description	Weight per 100 kg (lb)	Catalog Number (Universal No.)
 <p><b>1/2" Raised</b></p>	1/2	7.0	One Toggle Switch, One Duplex Flush ①	20.41 (45.0)	<b>8375N</b>
 <p><b>1/2" Raised 2-9/64" Opening</b></p>	1/2	7.0	30-50A Single Flush Receptacle 2-9/64" D	19.96 (44.0)	<b>8377</b>
 <p><b>1/2" Raised 2-1/2" Opening</b></p>	1/2	7.0	One Single Flush Receptacle 2-1/2" D	15.88 (35.0)	<b>8378</b>
 <p><b>1/2" Raised 1-19/32" Opening</b></p>	1/2	7.0	20A Twist Lock Receptacle 1-19/32" D	18.14 (40.0)	<b>8379</b> (52R54)

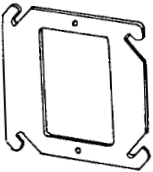
① Extra mounting screws and nuts provided.

# Outlet and Switch Boxes

## 4" Square Covers

Flat Covers and Single Device - Plaster Rings/Mud Rings

NEC/CEC:  
Listed for Ordinary Locations

	Depth (Inches)	Wiring Cubic Inch Capacity	Description	Weight per 100 kg (lb)	Catalog Number (Universal No.)
<b>Flat Covers</b>					
	Flat	—	Blank	14.51 (32.0)	<b>8465</b> (52C1)
<b>Blank</b>					
	Flat	—	Blank	14.51 (32.0)	<b>8465RD</b> ①
<b>Red Box Option</b>					
	Flat	—	1/2" KO	14.51 (32.0)	<b>8474</b> (52C6)
<b>1/2" KO</b>					
	Flat	—	Blank Plenum Box Cover Gasketed with Two Captive Screws	15.88 (35.0)	<b>8465P</b>
<b>Plenum box cover with gasket and screws</b>					
<b>Single Device</b>					
	1/4	1.5	Single Device	9.98 (22.0)	<b>8468WB</b> (52C36)
<b>1/4" Raised</b>					
	Flat	0.0	Single Device	9.53 (21.0)	<b>8468F</b> (52C-0)
<b>Flat</b>					

① For fire alarm circuits. Red powder coat finish.

# Outlet and Switch Boxes

## 4" Square Covers

Single Device - Plaster Rings/Mud Rings

NEC/CEC:  
Listed for Ordinary Locations

	Depth (Inches)	Wiring Cubic Inch Capacity	Description	Weight per 100 kg (lb)	Catalog Number (Universal No.)
 <b>1/4" Raised</b>	1/4	2.0	Single Device	10.43 (23.0)	<b>8468B</b> (52C62)
 <b>1/2" Raised</b>	1/2	3.5	Single Device - Drawn	12.70 (28.0)	<b>8468A</b> (52C13)
 <b>5/8" Raised</b>	5/8	4.5	Single Device - Drawn	12.70 (28.0)	<b>8468C</b> (52C14-5/8)
 <b>3/4" Raised</b>	3/4	5.5	Single Device - Drawn	14.51 (32.0)	<b>8468</b> (52C14)
 <b>1" Raised</b>	1	7.5	Single Device - Drawn	16.33 (36.0)	<b>8466A</b> (52C15)
 <b>1-1/4" Raised</b>	1-1/4	9.5	Single Device - Drawn	18.14 (40.0)	<b>8466</b> (52C16)

**Appleton** OZGEDNEY

COMMERCIAL AND INDUSTRIAL FITTINGS: OUTLET BOXES, SWITCH BOXES AND COVERS

# Outlet and Switch Boxes

## 4" Square Covers

Single Device - Ceiling Plaster Rings/Mud Rings

NEC/CEC:  
Listed for Ordinary Locations

	Depth (Inches)	Wiring Cubic Inch Capacity	Description	Weight per 100 kg (lb)	Catalog Number (Universal No.)
 1/4" Raised	1/4	1.5	Ears 2-3/4" C to C Open	9.98 (22.0)	<b>8461E</b> (52C3-1/4)
 1/2" Raised	1/2	3.5	Ears 2-3/4" C to C Open	10.89 (24.0)	<b>8461A</b> (52C3-1/2)
 5/8" Raised	5/8	4.5	Ears 2-3/4" C to C Open	11.79 (26.0)	<b>8461</b> (52C)
 3/4" Raised	3/4	5.0	Ears 2-3/4" C to C Open	12.70 (28.0)	<b>8461B</b> (52C3-3/4)
 1" Raised	1	7.0	Ears 2-3/4" C to C Open	24.49 (54.0)	<b>8461C</b> (52C3-1)
 1-1/4" Raised	1-1/4	9.0	Ears 2-3/4" C to C Open	33.11 (73.0)	<b>8461D</b> (52C3-1-1/4)

Appleton OZGEDNEY







COMMERCIAL AND INDUSTRIAL FITTINGS: OUTLET BOXES, SWITCH BOXES AND COVERS

# Outlet and Switch Boxes

## 4" Square Covers

Double Device - Plaster Rings/Mud Rings

NEC/CEC:  
Listed for Ordinary Locations

	Depth (Inches)	Wiring Cubic Inch Capacity	Description	Weight per 100 kg (lb)	Catalog Number (Universal No.)
 Flat	Flat	0.0	Double Device	5.89 (13.0)	<b>8470F</b> (52C-00)
 1/4" Raised	1/4	3.5	Double Device	7.71 (17.0)	<b>8470WB</b> (52C37)
 1/4" Raised	1/4	3.0	Double Device	5.89 (13.0)	<b>8470B</b> (52C20)
 1/2" Raised	1/2	6.0	Double Device	9.07 (20.0)	<b>8470A</b> (52C17)
 5/8" Raised	5/8	8.0	Double Device	9.98 (22.0)	<b>8470C</b> (52C185/8)
 3/4" Raised	3/4	9.0	Double Device	10.89 (24.0)	<b>8470</b> (52C18)

**Appleton** OZGEDNEY

COMMERCIAL AND INDUSTRIAL FITTINGS: OUTLET BOXES, SWITCH BOXES AND COVERS

# Outlet and Switch Boxes

## 4" Square Covers

Double Device - Plaster Rings/Mud Rings

NEC/CEC:  
Listed for Ordinary Locations

	Depth (Inches)	Wiring Cubic Inch Capacity	Description	Weight per 100 kg (lb)	Catalog Number (Universal No.)
	1	12.0	Double Device	13.61 (30.0)	<b>8469A</b> (52C19)
<b>1" Raised</b>					
	1-1/4	15.0	Double Device	18.14 (40.0)	<b>8469B</b> (52C21)
<b>1-1/4" Raised</b>					

Appleton OZGEDNEY

COMMERCIAL AND INDUSTRIAL FITTINGS: OUTLET BOXES, SWITCH BOXES AND COVERS



# Outlet and Switch Boxes

## 4" Square Tile Covers

Single Device - Plaster Rings/Mud Rings

NEC/CEC:  
Listed for Ordinary Locations

	Depth (Inches)	Wiring Cubic Inch Capacity	Description	Weight per 100 kg (lb)	Catalog Number (Universal No.)
 Flat	1/2	3.5	Single Device	13.61 (30.0)	<b>846-50</b> (52C49-1/2)
 1/4" Raised	3/4	5.8	Single Device	15.88 (35.0)	<b>846-75</b> (52C49-3/4)
 1/4" Raised	1	7.5	Single Device	18.14 (40.0)	<b>846-100</b> (52C49-1)
 1/2" Raised	1-1/4	9.3	Single Device	20.87 (46.0)	<b>846-125</b> (52C49-1-1/4)
 5/8" Raised	1-1/2	11	Single Device	23.59 (52.0)	<b>846-150</b> (52C50-1-1/2)
 3/4" Raised	2	14.8	Single Device	29.03 (64.0)	<b>846-200</b> (52C51-2)

# Outlet and Switch Boxes

## 4" Square Tile Covers

Double Device - Plaster Rings/Mud Rings

NEC/CEC:

Listed for Ordinary Locations

	Depth (Inches)	Wiring Cubic Inch Capacity	Description	Weight per 100 kg (lb)	Catalog Number (Universal No.)
 <b>1/2" Raised</b>	1/2	3.5	Single Device	13.61 (30.0)	<b>847-50</b> (52C52-1/2)
 <b>3/4" Raised</b>	3/4	5.8	Single Device	15.88 (35.0)	<b>847-75</b> (52C52-3/4)
 <b>1" Raised</b>	1	7.5	Single Device	18.14 (40.0)	<b>847-100</b> (52C5-1)
 <b>1-1/4" Raised</b>	1-1/4	9.3	Single Device	20.87 (46.0)	<b>847-125</b> (52C52-1-1/4)
 <b>1-1/2" Raised</b>	1-1/2	11	Single Device	23.59 (52.0)	<b>847-150</b> (52C53-1-1/2)
 <b>2" Raised</b>	2	14.8	Single Device	29.03 (64.0)	<b>847-200</b> (52C54-2)

Appleton OZGEDNEY




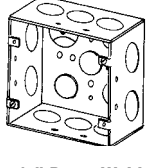
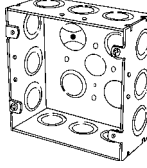


COMMERCIAL AND INDUSTRIAL FITTINGS: OUTLET BOXES, SWITCH BOXES AND COVERS

# Outlet and Switch Boxes

## 4-11/16" Square Boxes

With Knockouts

NEC/CEC:  
Listed for Ordinary Locations

	Depth (Inches)	Wiring Cubic Inch Capacity	Knockout Description			Weight per 100 kg (lb)	Catalog Number (Universal No.)
			Sides	Ends	Bottom		
 <b>1-1/2" Deep, Welded</b>	1-1/2	29.5	(8) 3/4"	—	(2) 1/2" (2) 3/4"	39.46 (87.0)	<b>4SJ-3/4</b> (72151-3/4)
 <b>1-1/2" Deep, Welded</b>	1-1/2	29.5	(10) Eccentric KO	—	(1) 1/2" (1) 3/4" (2) Eccentric KO	39.92 (88.0)	<b>4SJ-EK</b> (72151-SPL)
 <b>1-1/2" Deep, Welded</b>	1-1/2	29.5	(10) Eccentric KO	—	(1) 1/2" (1) 3/4" (2) Eccentric KO	39.92 (88.0)	<b>4SJ-EKP</b> ②
 <b>2-1/8" Deep, Welded</b>	2-1/8	42.0	(10) 3/4"	—	(2) 1/2" (2) 3/4"	47.17 (104.0)	<b>4SJD-3/4</b> (72171-3/4)
 <b>2-1/8" Deep, Welded</b>	2-1/8	42.0	(12) Eccentric KO	—	(1) 1/2" (1) 3/4" (2) Eccentric KO	47.17 (104.0)	<b>4SJD-EK</b> (72171-SPL)
 <b>2-1/8" Deep, Welded</b>	2-1/8	42.0	(12) Eccentric KO	—	(1) 1/2" (1) 3/4" (2) Eccentric KO	47.17 (104.0)	<b>4SJD-EKRD</b> ①
 <b>2-1/8" Deep, Welded</b>	2-1/8	42.0	(12) Eccentric KO	—	(1) 1/2" (1) 3/4" (2) Eccentric KO	47.17 (104.0)	<b>4SJD-EKP</b> ②

① For fire alarm circuits. Red powder coat finish.

② Provided with green ground screw and 10" long No. 12 AWG solid, insulated green ground wire.

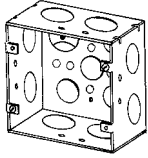
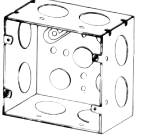
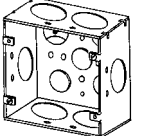
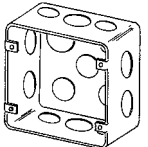
# Outlet and Switch Boxes

## 4-11/16" Square Boxes

With Knockouts

NEC/CEC:

Listed for Ordinary Locations

	Depth (Inches)	Wiring Cubic Inch Capacity	Knockout Description			Weight per 100 kg (lb)	Catalog Number (Universal No.)
			Sides	Ends	Bottom		
 <p><b>2-1/8 Deep, Welded</b></p>	2-1/8	42.0	(4) 3/4" (4) 1"	—	(2) 1/2" (2) 3/4"	48.99 (108.0)	<b>4SJD-3/4-1</b> (72171-3/4-1-SPL)
 <p><b>2-1/8 Deep, Welded</b></p>	2-1/8	42.0	(8) 1"	—	(2) 1/2" (2) 3/4"	43.99 (97.0)	<b>4SJD-1</b> (72171-1)
 <p><b>2-1/8 Deep, Welded</b></p>	2-1/8	42.0	(6) 1-1/4"	—	(2) 1/2" (2) 3/4"	48.08 (106.0)	<b>4SJD-1-1/4</b> (72171-1-1/4)
 <p><b>Plenum Box 2-1/8 Deep, Drawn</b> (Screws supplied with cover, catalog number 8487P)</p>	2-1/8	42.0	(4) 1/2" (6) 3/4"	—	(3) 1/2" (2) 3/4"	48.99 (108.0)	<b>4SPJD</b>

# Outlet and Switch Boxes

## 4-11/16" Square Boxes and Extension Rings

With Knockouts

NEC/CEC:  
Listed for Ordinary Locations

	Depth (Inches)	Wiring Cubic Inch Capacity	Knockout Description			Weight per 100 kg (lb)	Catalog Number (Universal No.)	
			Sides	Ends	Bottom			
<b>4-11/16" Square Boxes</b>								
	2-1/8	42.0	(9) Eccentric KO	—	(1) 1/2" (1) 3/4" (2) Eccentric KO	56.25 (124.0)	<b>4SJD-EK-VB</b>	
<b>2-1/8" Deep, Welded Offset vertical bracket flush with front of box</b>								
	2-1/8	42.0	(6) 1"	—	(2) 1/2" (2) 3/4"	56.25 (124.0)	<b>4SJD-1-VB</b>	
<b>2-1/8" Deep, Welded Offset vertical bracket flush with front of box</b>								
<b>4-11/16" Square Box Extension Rings</b>								
	2-1/8	42.0	(4) 1/2" (6) 3/4"	—	—	29.94 (66.0)	<b>4SJDE-1/2-3/4</b>	
<b>2-1/8" Deep, Drawn 8-32 tapped holes and slide-on screw slots in bottom</b>	Red Box Option	2-1/8	42.0	(4) 1/2" (6) 3/4"	—	—	29.94 (66.0)	<b>4SJDE-1/2-3/4RD ①</b>
	2-1/8	42.0	(8) 1"	—	—	29.94 (66.0)	<b>4SJDE-1</b>	
<b>2-1/8" Deep, Drawn 8-32 tapped holes and slide-on screw slots in bottom</b>								

① For fire alarm circuits. Red powder coat finish.

# Outlet and Switch Boxes

## 4-11/16" Square Covers

Raised Surface

NEC/CEC:  
Listed for Ordinary Locations

	Depth (Inches)	Wiring Cubic Inch Capacity	Description	Weight per 100 kg (lb)	Catalog Number (Universal No.)
 <b>1/2" Raised</b>	1/2	10.0	One GFCI Device	22.68 (50.0)	<b>8484</b>
 <b>1/2" Raised</b>	1/2	10.0	One Toggle Switch, One GFCI Device	22.68 (50.0)	<b>8484A</b>
 <b>1/2" Raised</b>	1/2	10.0	One Duplex Receptacle, One GFCI Device ①	20.41 (45.0)	<b>8484BN</b>
 <b>1/2" Raised</b>	1/2	10.0	One Toggle Switch	24.49 (54.0)	<b>8489</b>
 <b>1/2" Raised</b>	1/2	10.0	Two Toggle Switches	24.49 (54.0)	<b>8490</b>
 <b>1/2" Raised</b>	1/2	10.0	One Duplex Receptacle ①	22.68 (50.0)	<b>8491N</b>
 <b>1/2" Raised</b>	1/2	10.0	Blank	24.95 (55.0)	<b>8495</b>



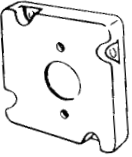




① Extra mounting screws and nuts provided.

# Outlet and Switch Boxes

## 4-11/16" Square Covers

Raised Surface

NEC/CEC:  
Listed for Ordinary Locations

	Depth (Inches)	Wiring Cubic Inch Capacity	Description	Weight per 100 kg (lb)	Catalog Number (Universal No.)
	1/2	10.0	Two Duplex Receptacles ①	20.41 (45.0)	8492N
<b>1/2" Raised</b>					
	1/2	10.0	One Toggle Switch, One Duplex Receptacle ①	22.68 (50.0)	8493N
<b>1/2" Raised</b>					
	1/2	10.0	Single Receptacle 1-13/32" D	24.49 (54.0)	8494
<b>1/2" Raised; 1-13/32" Opening</b>					
	1/2	10.0	Single Receptacle 1-19/32" D	24.49 (54.0)	8496
<b>1/2" Raised; 1-19/32" Opening</b>					
	1/2	10.0	Twist Lock Receptacle 1-3/4" D	23.13 (51.0)	8497
<b>1/2" Raised; 1-3/4" Opening</b>					
	1/2	10.0	Single Receptacle 2-5/32" D	24.49 (54.0)	8498
<b>1/2" Raised; 2-5/32" Opening</b>					
	1/2	10.0	Single Receptacle 2-1/2" D	24.49 (54.0)	8499
<b>1/2" Raised; 2-1/2" Opening</b>					

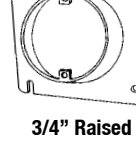
① Extra mounting screws and nuts provided.

# Outlet and Switch Boxes

## 4-11/16" Square Covers

Flat and Single - Ceiling Plaster Rings/Mud Rings

NEC/CEC:  
Listed for Ordinary Locations

	Depth (Inches)	Wiring Cubic Inch Capacity	Description	Weight per 100 kg (lb)	Catalog Number (Universal No.)
<b>Flat</b>					
	Flat	—	Blank	19.05 (42.0)	<b>8487</b> (72C1)
	Flat	—	Blank	19.05 (42.0)	<b>8487RD</b> ①
	Flat	—	One 1/2" Knockout	19.50 (43.0)	<b>8487K</b> (72C6)
	Flat	—	Blank Plenum Box Cover Gasketed with Four Captive Screws	21.77 (48.0)	<b>8487P</b>
<b>Single Device</b>					
	1/2	3.0	Ears 2-3/4" C to C	16.33 (36.0)	<b>8488A</b>
<b>1/2" Raised</b>					
	5/8	4.0	Ears 2-3/4" C to C	19.05 (42.0)	<b>8488B</b>
<b>5/8" Raised</b>					
	3/4	5.0	Ears 2-3/4" C to C	21.77 (48.0)	<b>8488C</b>
<b>3/4" Raised</b>					

① For fire alarm circuits. Red powder coat finish.



# Outlet and Switch Boxes

## 4-11/16" Square Covers

Single Device - Ceiling Plaster Rings/Mud Rings

**NEC/CEC:**  
Listed for Ordinary Locations

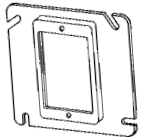
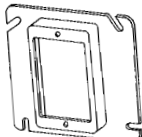
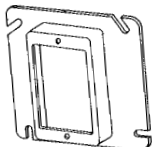
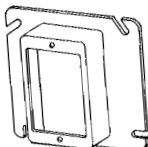
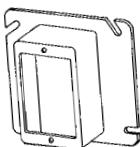
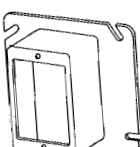
	Depth (Inches)	Wiring Cubic Inch Capacity	Description	Weight per 100 kg (lb)	Catalog Number (Universal No.)
 <p><b>1" Raised</b></p>	1	7.0	Ears 2-3/4 C to C	27.22 (60.0)	8488D
 <p><b>1-1/4" Raised</b></p>	1-1/4	9.0	Ears 2-3/4 C to C	32.66 (72.0)	8488E

# Outlet and Switch Boxes

## 4-11/16" Square Covers

Single Device - Plaster Rings/Mud Rings

NEC/CEC:  
Listed for Ordinary Locations

	Depth (Inches)	Wiring Cubic Inch Capacity	Description	Weight per 100 kg (lb)	Catalog Number (Universal No.)
 1/4" Raised	1/4	2.5	Single Device	15.42 (34.0)	8485B
 1/2" Raised	1/2	4.0	Single Device	17.24 (38.0)	8485A (72C13)
 5/8" Raised	5/8	4.8	Single Device	17.69 (39.0)	8485C
 3/4" Raised	3/4	5.5	Single Device	18.14 (40.0)	8485 (72C14)
 1" Raised	1	6.3	Single Device	20.41 (45.0)	8485D
 1-1/4" Raised	1-1/4	8.0	Single Device	22.68 (50.0)	8485E

Appleton OZGEDNEY

COMMERCIAL AND INDUSTRIAL FITTINGS: OUTLET BOXES, SWITCH BOXES AND COVERS

# Outlet and Switch Boxes

## 4-11/16" Square Covers

Double Device - Plaster Rings/Mud Rings

**NEC/CEC:**  
Listed for Ordinary Locations

	Depth (Inches)	Wiring Cubic Inch Capacity	Description	Weight per 100 kg (lb)	Catalog Number (Universal No.)
 <b>Flat</b>	Flat	0.0	Double Devices	4.99 (11.0)	8486F
 <b>1/4" Raised</b>	1/4	2.8	Double Devices	5.44 (12.0)	8486B
 <b>1/2" Raised</b>	1/2	7.5	Double Devices	13.61 (30.0)	8486A (72C17)
 <b>5/8" Raised</b>	5/8	6.8	Double Devices	14.52 (32.0)	8486C
 <b>3/4" Raised</b>	3/4	8.5	Double Devices	16.33 (36.0)	8486
 <b>1" Raised</b>	1	11.3	Double Devices	18.14 (40.0)	8486D
 <b>1-1/4" Raised</b>	1-1/4	13.5	Double Devices	22.68 (50.0)	8486E

**Appleton** OZGEDNEY

COMMERCIAL AND INDUSTRIAL FITTINGS: OUTLET BOXES, SWITCH BOXES AND COVERS

# Outlet and Switch Boxes

## 4-11/16" Square Tile Covers

Single Device and Double Device - Plaster Rings/Mud Rings

NEC/CEC:  
Listed for Ordinary Locations

	Depth (Inches)	Wiring Cubic Inch Capacity	Description	Weight per 100 kg (lb)	Catalog Number (Universal No.)
<b>Single Device</b>					
 1" Raised	1	6.8	Single Device	19.05 (42.0)	856-100
 1-1/4" Raised	1-1/4	9.5	Single Device	21.77 (48.0)	856-125
 1-1/2" Raised	1-1/2	11.3	Single Device	24.49 (54.0)	856-150
 2" Raised	2	15.0	Single Device	29.94 (66.0)	856-200
<b>Double Device</b>					
 1" Raised	1	12.5	Double Devices	18.14 (40.0)	857-100
 1-1/2" Raised	1-1/2	18.8	Double Devices	24.49 (54.0)	857-150
 2" Raised	2	24.5	Double Devices	31.75 (70.0)	857-200

Appleton OZGEDNEY







COMMERCIAL AND INDUSTRIAL FITTINGS: OUTLET BOXES, SWITCH BOXES AND COVERS

# Outlet and Switch Boxes

## Handy Boxes

3-3/4" x 1-1/2" and 4" x 2-1/8" with Knockouts

NEC/CEC:  
Listed for Ordinary Locations

	Depth (Inches)	Wiring Cubic Inch Capacity	Knockout Description			Weight per 100 kg (lb)	Catalog Number (Universal No.)
			Sides	Ends	Bottom		
<b>3-3/4" x 1-1/2" with Knockouts</b>							
	1-1/2	7.0	(6) 1/2"	(2) 1/2"	(3) 1/2"	15.42 (34.0)	<b>4SS</b>
<b>1-1/2" Deep, Drawn</b>							
<b>4" x 2-1/8" with Knockouts</b>							
	1-1/4	9.5	(6) 1/2"	(2) 1/2"	(3) 1/2"	17.69 (39.0)	<b>4CSL-1/2</b> (58361-1/2)
<b>1-1/4" Deep, Drawn</b>							
	1-1/2	10.3	(6) 1/2"	(2) 1/2"	(3) 1/2"	20.87 (46.0)	<b>4SSLS-1/2</b> (58351-1/2)
<b>1-1/2" Deep, Drawn</b>							
	1-7/8	13.0	(6) 1/2"	(2) 1/2"	(2) 1/2"	23.59 (52.0)	<b>4CS-1/2</b> ① (58361-1/2)
<b>1-7/8" Deep, Drawn</b>							
	1-7/8	13.0	(4) 3/4"	(2) 3/4"	(1) 3/4"	22.23 (49.0)	<b>4CS-3/4</b> (58361-3/4)
<b>1-7/8" Deep, Drawn</b>							
	1-7/8	13.0	(3) 1/2"	(2) 1/2"	(2) 1/2"	29.48 (65.0)	<b>4CSVB-1/2</b> (58361-V-1/2)
<b>1-7/8" Deep, Drawn; Plain vertical bracket; Set back 5/8"</b>							

① Add suffix **-C** for CSA Certification.

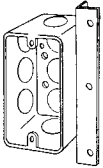
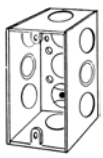
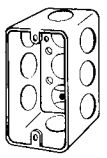
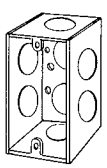
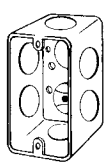
# Outlet and Switch Boxes

## Handy Boxes

4" x 2-1/8" with Knockouts

NEC/CEC:

Listed for Ordinary Locations

	Depth (Inches)	Wiring Cubic Inch Capacity	Knockout Description			Weight per 100 kg (lb)	Catalog Number (Universal No.)
			Sides	Ends	Bottom		
 <p><b>1-7/8" Deep, Drawn; Plain vertical angle; Bracket set back 5/8"</b></p>	1-7/8	13.0	(3) 1/2"	(2) 1/2"	(3) 1/2"	29.94 (66.0)	<b>4CSX-1/2PL</b> (58361-A-1/2)
 <p><b>2-1/8" Deep, Welded</b></p>	2-1/8	14.5	(4) 1/2" (2) Eccentric KO	(2) 1/2"	(2) 1/2"	24.49 (54.0)	<b>4SSL-EK</b> (58371-1/2)
 <p><b>2-1/8" Deep, Drawn</b></p>	2-1/8	14.5	(6) 1/2"	(2) 1/2"	(2) 1/2"	24.49 (54.0)	<b>4SSL1/2-DR</b> (58371-1/2)
 <p><b>2-1/8" Deep, Welded</b></p>	2-1/8	14.5	(4) 3/4"	(2) 3/4"	(2) 3/4"	24.49 (54.0)	<b>4SSL-3/4</b> (58371-3/4)
 <p><b>2-1/8" Deep, Drawn</b></p>	2-1/8	14.5	(4) 3/4"	(2) 3/4"	(1) 3/4"	24.49 (54.0)	<b>4SSL3/4-DR</b> (58371-3/4)

Appleton OZGEDNEY






COMMERCIAL AND INDUSTRIAL FITTINGS: OUTLET BOXES, SWITCH BOXES AND COVERS

# Outlet and Switch Boxes

## Handy Boxes and Extension Ring

4" x 2-1/8" with Knockouts

NEC/CEC:  
Listed for Ordinary Locations

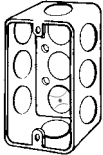
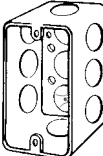
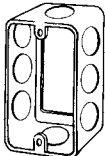
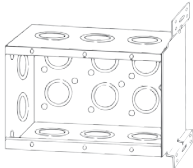
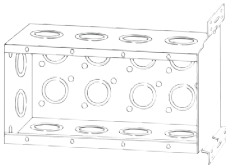
	Depth (Inches)	Wiring Cubic Inch Capacity	Knockout Description			Weight per 100 kg (lb)	Catalog Number (Universal No.)
			Sides	Ends	Bottom		
<b>4" x 2-1/8" - with Knockouts</b>							
 <b>2-1/8" Deep, Welded Plain vertical bracket set back 3/4"</b>	2-1/8	14.5	(2) 1/2" (1) Eccentric	(2) 1/2"	(2) 1/2"	33.57 (74.0)	<b>4SSLVB-EK</b> (58371-F1/2)
 <b>2-1/8" Deep, Welded Plain vertical angle bracket set back 5/8"</b>	2-1/8	14.5	(2) 1/2" (1) Eccentric	(2) 1/2"	(2) 1/2"	32.21 (71.0)	<b>4SSLX-EKPL</b>
 <b>2-1/2" Deep, Drawn</b>	2-1/2	18.3	(6) 1/2"	(2) 1/2"	(3) 1/2"	28.58 (63.0)	<b>4SSLD-1/2</b> (58351-1/2)
<b>Extension Ring for 4" x 2-1/8" Handy Box with Knockouts</b>							
 <b>1-1/2" Deep, Drawn</b>	1-1/2	10.3	(6) 1/2"	(2) 1/2"	— With Slide on	16.33 (36.0)	<b>4SSLE-1/2</b> (59351)
 <b>1-7/8" Deep, Drawn</b>	1-7/8	13.0	(6) 1/2"	(2) 1/2"	— With Slide on	21.77 (48.0)	<b>4CSE1/2</b> (59361-1/2)

# Outlet and Switch Boxes

## Handy Boxes and Extension Rings

With Knockouts

NEC/CEC:  
Listed for Ordinary Locations

	Depth (Inches)	Wiring Cubic Inch Capacity	Knockout Description			Weight per 100 kg (lb)	Catalog Number
			Sides	Ends	Bottom		
<b>4-1/8" x 2-3/8" with Knockouts</b>							
	1-3/4	15	(6) 1/2"	(2) 1/2"	(2) 1/2"	24.49 (54.0)	<b>180-1/2</b> (68361-1/2)
<b>1-3/4" Deep, Drawn</b>							
	2-1/4	18.3	(6) 1/2"	(2) 1/2"	(2) 1/2"	27.22 (60.0)	<b>181-1/2</b> (68371-1/2)
<b>2-1/4" Deep, Drawn</b>							
<b>Extension Ring for 4-1/8" x 2-3/8" Handy Box with Knockouts</b>							
	1-1/2	13.5	(6) 1/2"	(2) 1/2"	— With Slide on	17.69 (39.0)	<b>184E</b> (69351)
<b>1-1/2" Deep, Drawn</b>							
<b>4" Solid Gang with Knockouts</b>							
	2-1/2	46.5	(2) Concentric KO	(6) Concentric KO	(6) Concentric KO	67.59 (149.0)	<b>133APFB-1/2</b>
<b>2-1/2" Deep, Welded; Three Gang 5-7/16" Wide; Plain offset side combination bracket set back 1/2"</b>							
	2-1/2	67	(2) Concentric KO	(8) Concentric KO	(8) Concentric KO	78.02 (172.0)	<b>134APFB-1/2</b>
<b>2-1/2" Deep, Welded; Four Gang 7-3/8" Wide; Plain offset side combination bracket set back 1/2"</b>							

Appleton OZGEDNEY

COMMERCIAL AND INDUSTRIAL FITTINGS: OUTLET BOXES, SWITCH BOXES AND COVERS










# Outlet and Switch Boxes

## Handy Box Covers

For 3-3/4" x 1-1/2" and 4" x 2-1/8" Boxes

NEC/CEC:  
Listed for Ordinary Locations

	Description	Weight per 100 kg (lb)	Catalog Number (Universal No.)
<b>For 3-3/4" x 1-1/2" 4SS Box</b>			
	Blank	5.44 (12.0)	<b>2520</b> (48C1)
<b>For 4" x 2-1/8" Boxes</b>			
	Blank	4.99 (11.0)	<b>2540</b> (58C1)
	One 1/2" Knockout	8.16 (18.0)	<b>2555</b> (58C6)
	Single Receptacle 1-19/32" D	4.54 (10.0)	<b>2538</b> (58C4)
	Single Receptacle 1-13/32" D	4.54 (10.0)	<b>2539</b> (58C5)
	Duplex Receptacle	3.63 (8.0)	<b>2510</b> (58C7)
	One Toggle Switch	4.54 (10.0)	<b>2594</b> (58C30)

# Outlet and Switch Boxes

## Handy Box Covers

4-1/8" x 2-3/8" Boxes

NEC/CEC:  
Listed for Ordinary Locations

	Description	Weight per 100 kg (lb)	Catalog Number (Universal No.)
	Blank	5.89 (13.0)	<b>180A</b> (68C-1)
	One Toggle Switch	5.44 (12.0)	<b>180T</b> (68C-30)
	GFI Receptacle	4.08 (9.0)	<b>180G</b>
	Duplex Receptacle	4.08 (9.0)	<b>180W</b> (68C-7)
	Single Receptacle 1-13/32" D	4.54 (10.0)	<b>180X</b> (68C-5)




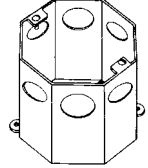
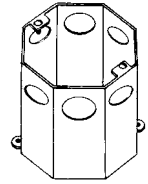
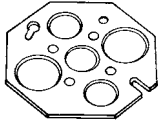
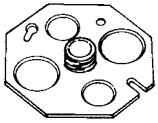
Appleton OZGEDNEY

COMMERCIAL AND INDUSTRIAL FITTINGS: OUTLET BOXES, SWITCH BOXES AND COVERS

# Outlet and Switch Boxes

## 4" Octagon Concrete Boxes and Back Plates

NEC/CEC:  
Listed for Ordinary Locations

	Depth (Inches)	Wiring Cubic Inch Capacity	Knockout Description			Weight per 100 kg (lb)	Catalog Number (Universal No.)
			Sides	Ends	Bottom		
<b>4" Octagon Concrete Boxes with 1/2" and 3/4" Single Row Knockouts ①</b>							
	2	25.0	(4) 1/2" (4) 3/4"	—	—	23.59 (52.0)	<b>OCR2</b> (54531)
	2-1/2	31.0	(4) 1/2" (4) 3/4"	—	—	31.75 (70.0)	<b>OCR2-1/2</b> (54541)
	3	37.0	(4) 1/2" (4) 3/4"	—	—	37.65 (83.0)	<b>OCR3</b> (54551)
	3-1/2	43.0	(4) 1/2" (4) 3/4"	—	—	45.36 (100.0)	<b>OCR3-1/2</b> (54561)
	4	49.0	(4) 1/2" (4) 3/4"	—	—	51.26 (113.0)	<b>OCR4</b> (54571)
<b>4" Octagon Back Plate, No Stud ②</b>							
	Flat	—	—	—	(3) 1/2" (2) 3/4"	13.61 (30.0)	<b>OCP</b> (54712)
<b>4" Octagon Back Plate, with 3/8" Fixture Stud ②</b>							
	Flat	—	—	—	(2) 1/2" (2) 3/4"	13.15 (29.0)	<b>OCP-3/8</b> (54717)

① Not rated for ceiling fan usage.


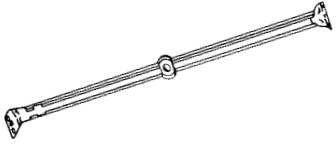
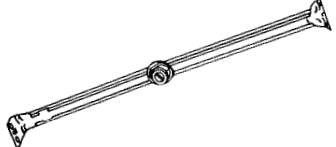

② Rings furnished with screws for back plates. Back plate mounting holes are designed to slide onto ring screws.

# Outlet and Switch Boxes

## Adjustable Bar Hangers

With Slide-on Clip and with Slide-on Stud

NEC/CEC:  
Listed for Ordinary Locations

	Description	Weight per 100 kg (lb)	Catalog Number
<b>With Slide-on Clip</b> ①			
	Use between 14", 16", 18" and 20" joists	15.42 (34.0)	<b>SX18</b>
	Use between 18", 20", 22", 24" and 26" joists OC	22.68 (50.0)	<b>SX26</b>
<b>With Slide-on Stud</b>			
	Use between 14", 16", 18" and 20" joists OC	19.05 (42.0)	<b>SX115</b>
	Use between 18", 20", 22", 24" and 26" joists OC	23.59 (52.0)	<b>SX160</b>


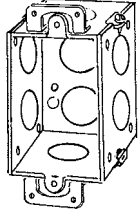
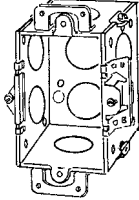

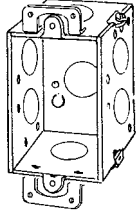
① Not rated for ceiling fan usage.

# Outlet and Switch Boxes

## 3" x 2" Square Corner Switch Boxes

With Knockouts

NEC/CEC:  
Listed for Ordinary Locations

	Depth (Inches)	Wiring Cubic Inch Capacity	Knockout Description			Weight per 100 kg (lb)	Catalog Number
			Sides	Ends	Bottom		
	1-1/2	7.5	—	(2) 1/2"	(1) 1/2"	18.14 (40.0)	94 ①
<b>1-1/2" Deep, Welded; Plaster ears</b>							
	2	10	(4) 1/2"	(2) 1/2"	(2) 1/2"	23.13 (51.0)	111 ①
<b>2" Deep, Gangable; Plaster ears</b>							
	2	10	(4) 1/2"	(2) 1/2"	(2) 1/2"	24.49 (54.0)	111HB ①
<b>2" Deep, Gangable; "Loxbox" support on each side; Plaster ears</b>							
	2	10	(4) 1/2"	(2) 1/2"	(2) 1/2"	21.32 (47.0)	111LE
<b>2" Deep, Gangable; Four nail holes, each side; side leveling bosses</b>							
	2-1/2	12.5	(4) 1/2"	(2) 1/2"	(1) 1/2"	26.31 (58.0)	222 ①
<b>2-1/2" Deep, Gangable; Plaster ears</b>							

① Plaster ears support GFCI and decorative cover plates.

# Outlet and Switch Boxes

## 3" x 2" Square Corner Switch Boxes

With Knockouts

NEC/CEC:  
Listed for Ordinary Locations

	Depth (Inches)	Wiring Cubic Inch Capacity	Knockout Description			Weight per 100 kg (lb)	Catalog Number
			Sides	Ends	Bottom		
 <p><b>2-1/2" Deep, Gangable Old work</b> -support clamps Plaster ears</p>	2-1/2	12.5	(4) 1/2"	(2) 1/2"	(1) 1/2"	30.84 (68.0)	<b>222-OW</b> ①
 <p><b>2-1/2" Deep, Gangable; Plaster ears</b></p>	2-1/2	12.5	(4) 3/4"	(2) 3/4"	(1) 1/2"	26.31 (58.0)	<b>225</b> ①
 <p><b>2-1/2" Deep, Gangable;</b> <b>Four nail holes, each side;</b> <b>Side leveling bosses</b></p>	2-1/2	12.5	(4) 1/2"	(2) 1/2"	(1) 1/2"	25.40 (56.0)	<b>222LE</b>
 <p><b>2-1/2" Deep, Gangable</b> <b>Stud NL bracket set back 1/2"</b></p>	2-1/2	12.5	(4) 1/2"	(2) 1/2"	(1) 1/2"	29.94 (66.0)	<b>222NL</b>
 <p><b>2-1/2" Deep, Gangable;</b> <b>Plain vertical bracket set back 3/4"</b></p>	2-1/2	12.5	(2) 1/2"	(2) 1/2"	(1) 1/2"	27.22 (60.0)	<b>222VB-PL</b>



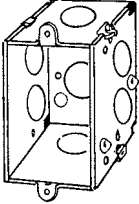


① Plaster ears support GFCI and decorative cover plates.

# Outlet and Switch Boxes

## 3" x 2" Square Corner Switch Boxes

With Knockouts

NEC/CEC:  
Listed for Ordinary Locations

	Depth (Inches)	Wiring Cubic Inch Capacity	Knockout Description			Weight per 100 kg (lb)	Catalog Number
			Sides	Ends	Bottom		
	2-3/4	14.0	(4) 1/2"	(2) 1/2"	(1) 1/2"	28.58 (63.0)	333 ①
<b>2-3/4" Deep, Gangable; Plaster ears</b>							
	2-3/4	14.0	(4) 3/4"	(2) 3/4"	(1) 1/2"	29.03 (64.0)	335 ①
<b>2-3/4" Deep, Gangable Plaster ears</b>							
	2-3/4	14.0	(4) 1/2"	(2) 1/2"	(1) 1/2"	27.22 (60.0)	333LE
<b>2-3/4" Deep, Gangable; Two nail holes each side; side leveling bosses</b>							
	2-3/4	14.0	(2) 1/2"	(2) 1/2"	(1) 1/2"	30.40 (67.0)	333VB
<b>2-3/4" Deep, Gangable; Plain vertical bracket set back 3/4"</b>							
	3-1/2	14.0	(4) 1/2"	(4) 1/2"	(1) 1/2"	34.93 (77.0)	333D ①
<b>3-1/2" Deep, Gangable; Plaster ears</b>							

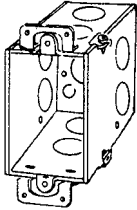

① Plaster ears support GFCI and decorative cover plates.

# Outlet and Switch Boxes

## 3" x 2" Square Corner Switch Boxes

With Knockouts

NEC/CEC:  
Listed for Ordinary Locations

	Depth (Inches)	Wiring Cubic Inch Capacity	Knockout Description			Weight per 100 kg (lb)	Catalog Number
			Sides	Ends	Bottom		
 <p>3-1/2" Deep, Gangable; Plaster ears</p>	3-1/2	18.0	(4) 3/4"	(4) 3/4"	(1) 1/2"	35.38 (78.0)	336 ①
 <p>3-1/2" Deep, Gangable; Two nail holes each side</p>	3-1/2	18.0	(4) 1/2"	(4) 1/2"	(1) 1/2"	33.57 (74.0)	333D-LE

① Plaster ears support GFCI and decorative cover plates.

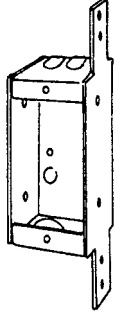
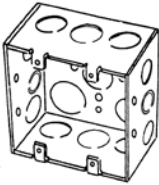
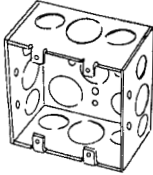



# Outlet and Switch Boxes

## 3-3/4" x 2" and 4" Square Corner Switch Boxes

With Knockouts

NEC/CEC:  
Listed for Ordinary Locations

	Depth (Inches)	Wiring Cubic Inch Capacity	Knockout Description			Weight per 100 kg (lb)	Catalog Number
			Sides	Ends	Bottom		
<b>3-3/4" x 2" Square Corner Switch Box</b>							
	1	6.5	—	(1) 1/2" (2) 2 1/32"	—	16.78 (37.0)	SB1
<b>1" Deep, Welded; Plain flat vertical bracket perfect for remodeling</b>							
<b>4" Square Corner Switch Boxes</b>							
	2 1/8	30.3	(4) 1/2" (2) Eccentric	(6) 1/2"	(5) 1/2"	39.92 (88.0)	132APEK
<b>2-1/8" Deep, Welded; Two gang</b>							
	2 1/8	30.3	(4) 1/2" (2) 3/4"	(4) 1/2" (2) 3/4"	(3) 1/2" (2) 3/4"	39.92 (88.0)	132AP-SPL
<b>2-1/8" Deep, Welded; Two gang</b>							
	2 1/8	30.3	(2) 1/2" (1) 3/4"	(2) 1/2" (4) 3/4"	(3) 1/2" (2) 3/4"	45.36 (100.0)	132APFB-SPL
<b>2-1/8" Deep, Welded; Two gang plain vertical bracket</b>							

Appleton OZGEDNEY

COMMERCIAL AND INDUSTRIAL FITTINGS, OUTLET BOXES, SWITCH BOXES AND COVERS

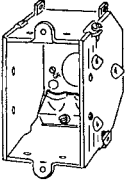

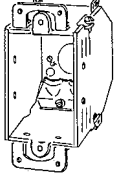
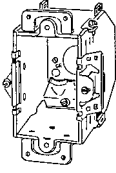
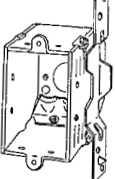
# Outlet and Switch Boxes

## 3" x 2" Bevel Corner Switch Boxes 2-1/4" Deep

With Nonmetallic Sheathed Cable Clamps

NEC/CEC:

Listed for Ordinary Locations

	Depth (Inches)	Wiring Cubic Inch Capacity	Type Clamp	Knockout Description			Weight per 100 kg (lb)	Catalog Number
				Sides	Ends	Bottom		
 <p><b>2-1/4" Deep, Gangable; External nail brackets; Leveling bosses</b></p>	2-1/4	10.5	CL-20	—	(4) 21/32"	(1) 1/2"	23.59 (52.0)	<b>388LE-OR-44LE</b>
 <p><b>2-1/4" Deep, Gangable; external nail brackets; leveling bosses; Plaster ears</b></p>	2-1/4	10.5	CL-20	—	(4) 21/32"	(1) 1/2"	25.40 (56.0)	<b>388LR-OR-44LR</b> ①
 <p><b>2-1/4" Deep, Gangable; External nail brackets; Plaster ears</b></p>	2-1/4	10.5	CL-20	—	(4) 21/32"	(1) 1/2"	25.40 (56.0)	<b>388-OR-44</b> ①
 <p><b>2-1/4" Deep, Gangable; "Loxbox" support; welded on each side; Plaster ears</b></p>	2-1/4	10.5	CL-20	—	(4) 21/32"	(1) 1/2"	27.22 (60.0)	<b>388HB</b> ①
 <p><b>2-1/4" Deep, Gangable Plain vertical bracket set back 3/4"</b></p>	2-1/4	10.5	CL-20	—	(4) 21/32"	(1) 1/2"	29.03 (64.0)	<b>388VB-OR-44VB</b>

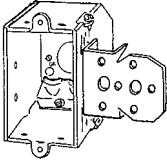
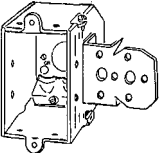
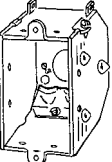
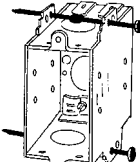
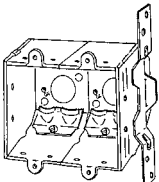
① Plaster ears support GFCI and decorative cover plates.

# Outlet and Switch Boxes

## 3" x 2" Bevel Corner Switch Boxes 2-1/4" Deep

With Nonmetallic Sheathed Cable Clamps

**NEC/CEC:**  
Listed for Ordinary Locations

	Depth (Inches)	Wiring Cubic Inch Capacity	Type Clamp	Knockout Description			Weight per 100 kg (lb)	Catalog Number
				Sides	Ends	Bottom		
 <p><b>2-1/4" Deep, Gangable; Stud NL bracket; Set back 1/4"</b></p>	2-1/4	10.5	CL-20	—	(4) 21/32"	(1) 1/2"	28.12 (62.0)	<b>388DW</b>
 <p><b>2-1/4" Deep, Gangable; Stud NL bracket; Set back 1/2"</b></p>	2-1/4	10.5	CL-20	—	(4) 21/32"	(1) 1/2"	28.12 (62.0)	<b>388NL-OR-44NL</b>
 <p><b>2-1/4" Deep, Gangable, Welded; External nail brackets; Leveling bosses</b></p>	2-1/4	10.5	CL-20	—	(4) 21/32"	(1) 1/2"	23.59 (52.0)	<b>388LES</b>
 <p><b>2-1/4" Deep, Welded; Two 16 penny nails in external brackets leveling bosses</b></p>	2-1/4	10.5	CL-20	—	(4) 21/32"	(1) 1/2"	25.40 (56.0)	<b>388LESN</b>
 <p><b>2-1/4" Deep, Welded; Plain vertical bracket set back 3/4"</b></p>	2-1/4	21.0	CL-20	—	(8) 21/32"	(2) 1/2"	38.10 (84.0)	<b>388VB-PL2G</b>

 **Apleton** 

COMMERCIAL AND INDUSTRIAL FITTINGS: OUTLET BOXES, SWITCH BOXES AND COVERS

# Outlet and Switch Boxes

## 3" x 2" Square Corner Switch Boxes

With Nonmetallic Sheathed Cable Clamps

NEC/CEC:  
Listed for Ordinary Locations

	Depth (Inches)	Wiring Cubic Inch Capacity	Type Clamp	Knockout Description			Weight per 100 kg (lb)	Catalog Number (Universal No.)
				Sides	Ends	Bottom		
 <p><b>1-1/2" Deep, Welded; Plaster ears</b> ①</p>	1-1/2	7.5	CL-26	—	(4) 21/32"	—	19.96 (44.0)	<b>95</b>
 <p><b>2" Deep, Gangable; Plaster ears</b> ①</p>	2	10.0	CL-26	—	(4) 21/32"	(1) 1/2"	24.04 (53.0)	<b>383</b> ①
 <p><b>2-1/2" Deep, Gangable; Plaster ears</b> ①</p>	2-1/2	12.5	CL-26	—	(2) 1/2" (4) 21/32"	(1) 1/2"	28.12 (62.0)	<b>384</b> ①
 <p><b>2-1/2" Deep, Gangable; Leveling bosses; Plaster ears</b></p>	2-1/2	12.5	CL-26	—	(2) 1/2" (4) 21/32"	(1) 1/2"	28.58 (63.0)	<b>384LR</b> ①
 <p><b>2-1/2" Deep, Gangable; Two nail holes each side; Leveling bosses</b></p>	2-1/2	12.5	CL-26	—	(2) 1/2" (4) 21/32"	(1) 1/2"	27.22 (60.0)	<b>384LE</b>

① Plaster ears support GFCI and decorative cover plates.

# Outlet and Switch Boxes

## 3" x 2" Square Corner Switch Boxes

With Nonmetallic Sheathed Cable Clamps

NEC/CEC:  
Listed for Ordinary Locations

	Depth (Inches)	Wiring Cubic Inch Capacity	Type Clamp	Knockout Description			Weight per 100 kg (lb)	Catalog Number
				Sides	Ends	Bottom		
 <p><b>2-1/2" Deep, Gangable; Old work support clamps; Plaster ears</b></p>	2-1/2	12.5	CL-26	(4) 1/2"	(2) 1/2" (4) 21/32"	(1) 1/2"	30.84 (68.0)	<b>384-OW ①</b>
 <p><b>2-1/2" Deep, Gangable Stud NL bracket; Set back 1/2"</b></p>	2-1/2	12.5	CL-26	—	(2) 1/2" (4) 21/32"	(1) 1/2"	31.75 (70.0)	<b>384NL</b>
 <p><b>2-1/2" Deep, Gangable Stud NL bracket; Set back 1/4"</b></p>	2-1/2	12.5	CL-26	—	(2) 1/2" (4) 21/32"	(1) 1/2"	32.66 (72.0)	<b>384DW-PL</b>
 <p><b>2-1/2" Deep, Gangable bracket; Set back 3/4"</b></p>	2-1/2	12.5	CL-26	—	(2) 1/2" (4) 21/32"	(1) 1/2"	28.58 (63.0)	<b>384VB-PL</b>

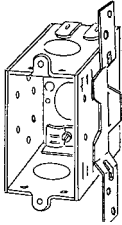
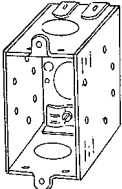
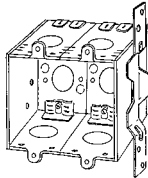
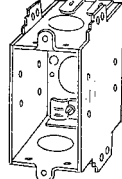
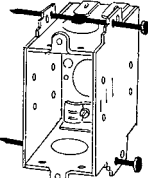
① Plaster ears support GFCI and decorative cover plates.

# Outlet and Switch Boxes

## 3" x 2" Square Corner Switch Boxes

With Nonmetallic Sheathed Cable Clamps

NEC/CEC:  
Listed for Ordinary Locations

	Depth (Inches)	Wiring Cubic Inch Capacity	Type Clamp	Knockout Description			Weight per 100 kg (lb)	Catalog Number
				Sides	Ends	Bottom		
 <p>2-1/2" Deep, Non-Gangable, Welded; Plain vertical bracket; Set back 3/4"</p>	2-1/2	12.5	CL-26	—	(2) 1/2" (4) 21/32"	(1) 1/2"	29.94 (66.0)	<b>384LES-VB</b>
 <p>2-1/2" Deep, Non-Gangable, Welded; Four nail holes; Each side</p>	2-1/2	12.5	CL-26	—	(2) 1/2" (4) 21/32"	(1) 1/2"	27.67 (61.0)	<b>384LES</b>
 <p>2-1/2" deep, Non-Gangable, Assembly welded; Plain vertical bracket; Set back 3/4"</p>	2-1/2	25.0	CL-26	—	(2) 1/2" (8) 21/32"	(2) 1/2"	43.99 (97.0)	<b>384VB-PL2G</b>
 <p>2-1/2" Deep, Non-Gangable, Welded; External nail brackets</p>	2-1/2	12.5	CL-26	—	(2) 1/2" (4) 21/32"	(1) 1/2"	29.03 (64.0)	<b>385-LES</b>
 <p>2-1/2" Deep, Non-Gangable, Welded; Two 16 penny nails in side</p>	2-1/2	12.5	CL-26	—	(2) 1/2" (4) 21/32"	(1) 1/2"	30.39 (67.0)	<b>385-LESN</b>

Appleton OZGEDNEY

COMMERCIAL AND INDUSTRIAL FITTINGS: OUTLET BOXES, SWITCH BOXES AND COVERS

# Outlet and Switch Boxes

## 3" x 2" Square Corner Switch Boxes

With Nonmetallic Sheathed Cable Clamps

NEC/CEC:

Listed for Ordinary Locations

	Depth (Inches)	Wiring Cubic Inch Capacity	Type Clamp	Knockout Description			Weight per 100 kg (lb)	Catalog Number
				Sides	Ends	Bottom		
 <p><b>2-3/4" Deep, Gangable; Plaster ears</b></p>	2-3/4	14.0	CL-26	(4) 1/2"	(2) 1/2" (4) 21/32"	(1) 1/2"	30.84 (68.0)	<b>389</b> ①
 <p><b>2-3/4" Deep, Deep, Gangable; Plain vertical bracket; Set back 3/4"</b></p>	2-3/4	14.0	CL-26	(2) 1/2"	(2) 1/2" (4) 21/32"	(1) 1/2"	32.21 (71.0)	<b>389VB</b>
 <p><b>3-1/2" Deep, Gangable Two nail holes each side; Plaster ears</b></p>	3-1/2	18.0	CL-26	(4) 1/2"	(2) 1/2" (4) 21/32"	(1) 1/2"	37.19 (82.0)	<b>384D</b> ①
 <p><b>3-1/2" Deep, Gangable Two nail holes each side; Plaster ears</b></p> <p>With Green Ground Wire</p>	3-1/2	18.0	CL-26	(4) 1/2"	(2) 1/2" (4) 21/32"	(1) 1/2"	37.19 (82.0)	<b>384DP</b> ②
 <p><b>3-1/2" Deep, Gangable; Two nail holes each side</b></p>	3-1/2	18.0	CL-26	(4) 1/2"	(2) 1/2" (4) 21/32"	(1) 1/2"	35.83 (79.0)	<b>384DLE</b>

① Plaster ears support GFCI and decorative cover plates.

② Provided with green ground screw and 10" long No. 12 AWG solid, insulated green ground wire.

# Outlet and Switch Boxes

## 3" x 2" Square and Corner Switch Boxes

NEC/CEC:  
Listed for Ordinary Locations

	Depth (Inches)	Wiring Cubic Inch Capacity	Type Clamp	Knockout Description			Weight per 100 kg (lb)	Catalog Number
				Sides	Ends	Bottom		
<b>3" x 2" Square Corner Switch Box - With Nonmetallic Sheathed Cable Clamp</b>								
 <p>With Green Ground Wire</p>	3-1/2	18.0	CL-26	(4) 1/2"	(2) 1/2" (4) 21/32"	(1) 1/2"	35.83 (79.0)	<b>384DLEP</b> ①
<p><b>3-1/2" Deep, Gangable</b> Two nail holes each side</p>								
<b>3" x 2" Corner Switch Box - With Knockouts</b>								
	3-1/2	18.0	CL-26	(4) 1/2"	(2) 1/2" (4) 21/32"	(1) 1/2"	39.46 (87.0)	<b>384D-NL</b>
<p><b>3-1/2" Deep, Gangable;</b> Stud NL bracket; Set back 1/2"</p>								
	3-1/2	18.0	CL-26	(2) 1/2"	(2) 1/2" (4) 21/32"	(1) 1/2"	39.01 (86.0)	<b>384D-VBPL</b>
<p><b>3-1/2" Deep, Gangable;</b> Plain vertical bracket; Set back 3/4"</p>								
 <p>With Green Ground Wire</p>	3-1/2	18.0	CL-26	(2) 1/2"	(2) 1/2" (4) 21/32"	(1) 1/2"	39.01 (86.0)	<b>384D-VBPLP</b> ①
<p><b>3-1/2" Deep, Gangable;</b> Plain vertical bracket set back 3/4"</p>								

① Provided with green ground screw and 10" long No. 12 AWG solid, insulated green ground wire.

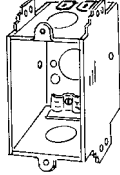
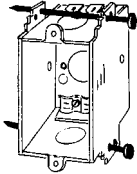
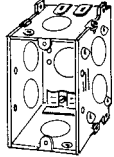
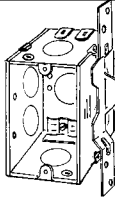
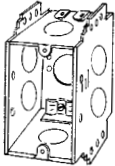


# Outlet and Switch Boxes

## Square Corner Switch Boxes

With Nonmetallic Sheathed Cable Clamps

NEC/CEC:  
Listed for Ordinary Locations

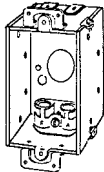

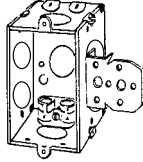
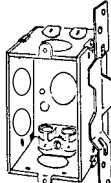

	Depth (Inches)	Wiring Cubic Inch Capacity	Type Clamp	Knockout Description			Weight per 100 kg (lb)	Catalog Number
				Sides	Ends	Bottom		
<b>3" x 2-1/8" Square Corner Switch Boxes</b>								
	2-7/8	16.0	CL-26	—	(2) 1/2" (4) 21/32"	(1) 1/2"	29.94 (66.0)	<b>16LES</b>
<b>2-7/8" Deep, Non-Gangable, Welded; External nail brackets</b>								
	2-7/8	16.0	CL-26	—	(2) 1/2" (4) 21/32"	(1) 1/2"	31.30 (69.0)	<b>16LESN</b>
<b>2-7/8" Deep, Non-Gangable, Welded; Two 16 penny nails in side</b>								
<b>3-3/4" x 2" Square Corner Switch Boxes</b>								
	2-1/2	16.0	CL-26	(4) 1/2"	(2) 1/2" (4) 21/32"	(1) 1/2"	15.88 (35.0)	<b>16LE</b>
<b>2-1/2" Deep, Gangable; Patented raised ground screw hole, external nail brackets, leveling bosses</b>								
	2-1/2	16.0	CL-26	(2) 1/2"	(2) 1/2" (4) 21/32"	(1) 1/2"	18.14 (40.0)	<b>16LE-VB</b>
<b>2-1/2" Deep, Gangable; Patented raised ground screw hole; Bracket set back 3/4</b>								
	2-7/8	16.0	CL-26	(4) 1/2"	(2) 1/2" (4) 21/32"	(1) 1/2"	50.80 (112.0)	<b>18LES</b>
<b>2-7/8" Deep, Non-Gangable, Welded; External nail brackets</b>								

# Outlet and Switch Boxes

## 3" x 2" Square Corner Switch Boxes

With Clamps for Armored Cable (AC); Metal Clad Cable (MCI, MCI-A, MCS, MCC); Flexible Metal Conduit (FMC)

NEC/CEC:  
Listed for Ordinary Locations

	Depth (Inches)	Wiring Cubic Inch Capacity	Type Clamp	Knockout Description			Weight per 100 kg (lb)	Catalog Number
				Sides	Ends	Bottom		
 <p><b>2" Deep, Gangable; Plaster ears</b></p>	2	10.7	(2) CL-13	—	(4) 2 1/32"	(1) 1/2"	24.95 (55.0)	<b>171F</b> ①
 <p><b>2-1/2" Deep, Gangable; Adjustable plaster ears</b></p>	2-1/2	12.5	(2) CL-13	(4) 1/2"	(4) 2 1/32"	(1) 1/2"	28.58 (63.0)	<b>173F</b> ①
 <p><b>2-1/2" Deep, Gangable; NL bracket set back 1/2"</b></p>	2-1/2	12.5	(2) CL-13	(4) 1/2"	(2) 1/2" (4) 2 1/32"	(1) 1/2"	31.75 (70.0)	<b>173FNL</b>
 <p><b>2-1/2" Deep, Gangable; Plain vertical bracket set back 3/4"</b></p>	2-1/2	12.5	(2) CL-13	(2) 1/2"	(2) 1/2" (4) 2 1/32"	(1) 1/2"	32.66 (72.0)	<b>173FVB</b>
 <p><b>2-1/2" Deep, Gangable; Plain vertical bracket set back 3/4"</b></p> <p>With Green Ground Wire</p>	2-1/2	12.5	(2) CL-13	(2) 1/2"	(2) 1/2" (4) 2 1/32"	(1) 1/2"	32.66 (72.0)	<b>173FVBP</b> ②

① Plaster ears support GFCI and decorative cover plates.

② Provided with green ground screw and 10" long No. 12 AWG solid, insulated green ground wire.

# Outlet and Switch Boxes

## 3" x 2" Square Corner Switch Boxes

With Clamps for Armored Cable (AC); Metal Clad Cable (MCI, MCI-A, MCS, MCC); Flexible Metal Conduit (FMC)

NEC/CEC:

Listed for Ordinary Locations

	Depth (Inches)	Wiring Cubic Inch Capacity	Type Clamp	Knockout Description			Weight per 100 kg (lb)	Catalog Number
				Sides	Ends	Bottom		
 <p><b>2-1/2" Deep, Gangable; Lox Box™ supports; Adjustable plaster ears</b></p>	2-1/2	12.5	(2) CL-13	(4) 1/2"	(4) 21/32"	(1) 1/2"	28.58 (63.0)	<b>173FHB</b> ①
 <p><b>2-3/4" Deep, Gangable; Plaster ears</b></p>	2-3/4	14.0	(2) CL-13	(4) 1/2"	(2) 1/2" (4) 21/32"	(1) 1/2"	31.75 (70.0)	<b>174F</b> ①
 <p><b>2-3/4" Deep, Gangable; Plain vertical bracket set back 3/4"</b></p>	2-3/4	14.0	(2) CL-13	(2) 1/2"	(2) 1/2" (4) 21/32"	(1) 1/2"	32.66 (72.0)	<b>174FVB-PL</b>
 <p><b>2-2-7/8" Deep, Welded; Two 16 penny nails in external brackets</b></p>	2-7/8	18.0	CL-13	(4) 1/2"	(2) 1/2" (4) 21/32"	(1) 1/2"	52.16 (115.0)	<b>18LESNX</b>
 <p><b>3-1/2" Deep, Gangable; Plaster ears</b></p>	3-1/2	18.0	CL-13	(4) 1/2"	(2) 1/2" (4) 21/32"	(1) 1/2"	35.83 (79.0)	<b>175F</b> ①

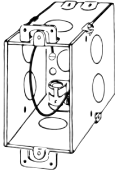
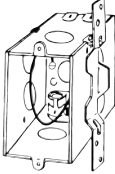
① Plaster ears support GFCI and decorative cover plates.

# Outlet and Switch Boxes

## 3" x 2" Square Corner Switch Boxes

With Armored Cable (AC)/Metal Clad Cable (MCI, MCI-A, MCC)/ Flexible Metal Conduit Clamps

NEC/CEC:  
Listed for Ordinary Locations

	Depth (Inches)	Wiring Cubic Inch Capacity	Type Clamp	Knockout Description			Weight per 100 kg (lb)	Catalog Number
				Sides	Ends	Bottom		
 <p>With Green Ground Wire</p> <p><b>3-1/2" Deep, Gangable; Plaster ears</b></p>	3-1/2	18.0	CL-13	(4) 1/2"	(2) 1/2" (4) 21/32"	(1) 1/2"	35.83 (79.0)	<b>175FP</b> ①②
 <p><b>3-1/2" Deep, Gangable; Plain vertical bracket set back 3/4"</b></p>	3-1/2	18.0	CL-13	(4) 1/2"	(2) 1/2" (4) 21/32"	(1) 1/2"	39.01 (86.0)	<b>175FVB</b>

① Plaster ears support GFCI and decorative cover plates.

② Provided with green ground screw and 10" long No. 12 AWG solid, insulated green ground wire

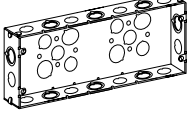
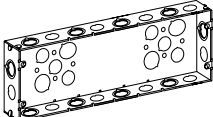
# Outlet and Switch Boxes

## Multigang Switch Boxes

1-7/8" Deep with Knockouts

NEC/CEC:

Listed for Ordinary Locations

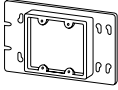
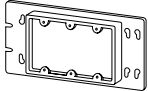
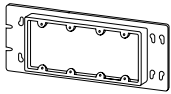
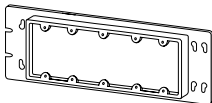

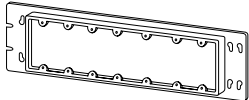
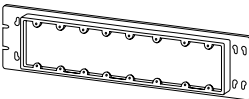

	Dimensions W x H	Wiring Cubic Inch Capacity	No. of Gangs	Knockout Description			Weight per 100 kg (lb)	Catalog Number
				Sides	Ends	Bottom		
 <b>Two Gang</b> 6-13/16" Wide, Welded	6-7/8" x 4-9/16"	56.3	2	(4) 1/2" (4) Eccentric	(2) 1/2" (2) Eccentric	(3) 1/2" (2) 3/4"	53.07 (117.0)	2G5075S
 <b>Three Gang</b> 8-5/8" Wide, Welded	8-3/4" x 4-9/16"	65.0	3	(6) 1/2" (4) Eccentric	(2) 1/2" (2) Eccentric	(6) 1/2" (4) 3/4"	69.85 (154.0)	3G5075S
 <b>Four Gang</b> 10-9/16" Wide, Welded	10-9/16" x 4-9/16"	80.0	4	(6) 1/2" (6) Eccentric	(2) 1/2" (2) Eccentric	(6) 1/2" (4) 3/4"	82.55 (182.0)	4G5075S
 <b>Five Gang</b> 12-15/16" Wide, Welded	12-5/16" x 4-9/16"	94.8	5	(8) 1/2" (6) Eccentric	(2) 1/2" (2) Eccentric	(6) 1/2" (4) 3/4"	92.98 (205.0)	5G5075S
 <b>Six Gang</b> 14-1/8" Wide, Welded	14-1/8" x 4-9/16"	111.1	6	(8) 1/2" (8) Eccentric	(2) 1/2" (2) Eccentric	(6) 1/2" (4) 3/4"	103.19 (227.5)	6G5075S
 <b>Seven Gang</b> 15-15/16" Wide, Welded	15-5/16" x 4-9/16"	127.0	7	(10) 1/2" (8) Eccentric	(2) 1/2" (2) Eccentric	(9) 1/2" (6) 3/4"	131.54 (290.0)	7G5075S
 <b>Eight Gang</b> 17-3/4" Wide, Welded	17-3/4" x 4-9/16"	142.1	8	(10) 1/2" (10) Eccentric	(2) 1/2" (2) Eccentric	(9) 1/2" (6) 3/4"	115.67 (255.0)	8G5075S

# Outlet and Switch Boxes

## Multigang Switch Box Covers

3/4" Raised Device Covers

NEC/CEC:  
Listed for Ordinary Locations

	Dimensions W x H	Wiring Cubic Inch Capacity	No. of Gangs	Weight per 100 kg (lb)	Catalog Number ①
	6-7/8" x 4-9/16"	9.1	2	25.85 (57.0)	<b>2GC75N</b>
<b>Two Gang, 7-1/16" Wide</b>					
	8-3/4" x 4-9/16"	14.9	3	31.75 (70.0)	<b>3GC75N</b>
<b>Three Gang, 8-7/8" Wide</b>					
	10-9/16" x 4-9/16"	21.0	4	34.47 (76.0)	<b>4GC75N</b>
<b>Four Gang, 10-9/16" Wide</b>					
	12-5/16" x 4-9/16"	25.5	5	37.65 (83.0)	<b>5GC75N</b>
<b>Five Gang, 12-5/16" Wide</b>					
	14-1/8" x 4-9/16"	30.8	6	41.73 (92.0)	<b>6GC75N</b>
<b>Six Gang, 14-1/8" Wide</b>					
	15-5/16" x 4-9/16"	36.1	7	45.36 (100.0)	<b>7GC75N</b>
<b>Seven Gang, 15-5/16" Wide</b>					
	17-3/4" x 4-9/16"	41.1	8	52.16 (115.0)	<b>8GC75N</b>
<b>Eight Gang, 17-3/4" Wide</b>					
<b>Low Voltage Partition for Multigang Switch Boxes</b>					
	1-7/8" Partition for use with 3/4" raised covers			7.48 (16.5)	<b>LVP-1N</b>

① Device covers will also fit the next smaller size box.

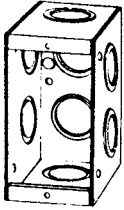
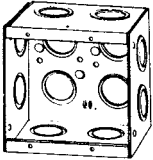
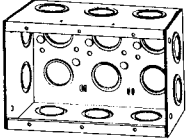
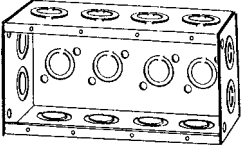

# Outlet and Switch Boxes

## Masonry Boxes

2-1/2" Deep x 3-3/4" High With Concentric Knockouts (Non-Gangable)

NEC/CEC:

Listed for Ordinary Locations

	Width (Inches)	Wiring Cubic Inch Capacity	Concentric Knockout Description			Weight per 100 kg (lb)	Catalog Number
			Sides	Ends	Bottom		
 <p><b>1-13/16" Wide, Welded, Single gang</b></p>	1-13/16	15.5	(4) 1/2" - 3/4"	(2) 1/2" - 3/4"	(2) 1/2" - 3/4"	29.94 (66.0)	M1-250
 <p><b>3-5/8" Wide, Welded, Two gang</b></p>	3-5/8	31.0	(4) 1/2" - 3/4"	(4) 1/2" - 3/4"	(4) 1/2" - 3/4"	52.62 (116.0)	M2-250
 <p><b>5-7/16" Wide, Welded; Three gang</b></p>	5-7/16	46.5	(4) 1/2" - 3/4"	(6) 1/2" - 3/4"	(6) 1/2" - 3/4"	63.50 (140.0)	M3-250
 <p><b>7-3/8" Wide, Welded, Four gang</b></p>	7-3/8	67.0	(4) 1/2" - 3/4"	(8) 1/2" - 3/4"	(4) 1/2" - 3/4"	72.57 (160.0)	M4-250
<b>Low Voltage Partitions</b>							
		0.0	For 2-1/2" 2- and 3-Gang Masonry Boxes			7.26 (16.0)	LVP-250

# Outlet and Switch Boxes

## Masonry Boxes

3-1/2" Deep x 3-3/4" High with Concentric Knockouts (Non-Gangable)

NEC/CEC:  
Listed for Ordinary Locations

	Depth (Inches)	Wiring Cubic Inch Capacity	Knockout Description			Weight per 100 kg (lb)	Catalog Number
			Sides	Ends	Bottom		
 <b>1-13/16" Wide, Welded Single gang</b>	1-13/16	22.0	(4) 1/2" - 3/4"	(4) 1/2" - 3/4"	(2) 1/2" - 3/4"	39.01 (86.0)	<b>M1-350</b>
 <b>3-5/8" Wide, Welded Two gang</b>	3-5/8	44.0	(4) 1/2" - 3/4"	(8) 1/2" - 3/4"	(4) 1/2" - 3/4"	57.15 (126.0)	<b>M2-350</b>
 <b>5-7/16" Wide, Welded Three gang</b>	5-7/16	66.0	(4) 1/2" - 3/4"	(12) 1/2" - 3/4"	(6) 1/2" - 3/4"	73.94 (163.0)	<b>M3-350</b>
 <b>7-3/8" Wide, Welded Four gang</b>	7-3/8	92.0	(4) 1/2" - 3/4"	(16) 1/2" - 3/4"	(4) 1/2" - 3/4"	90.72 (200.0)	<b>M4-350</b>
<b>Low Voltage Partitions</b>							
		0.0	For 3-1/2" 2-, 3- and 4-Gang Masonry Boxes			10.89 (24.0)	<b>LVP-350</b>

Appleton OZGEDNEY

COMMERCIAL AND INDUSTRIAL FITTINGS: OUTLET BOXES, SWITCH BOXES AND COVERS



# Knockout Blanks and Fixture Stems

**NEC/CEC:**  
Listed for Ordinary Locations

## Applications




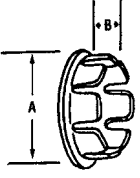
- Knockout blank: to close a knockout or siphole in a sheet metal enclosure.
- Fixture stems: to suspend fixtures from threaded rods.

## Material

- Blanks: steel
- Fixture stem: malleable iron

## NEC/CEC Certifications and Compliances

- UL Standard: 514B
- UL Listed: E14817
- CSA Standard: C22.2 No. 18.3
- cUL Listed: E14817
- NEMA: FB-1









	Trade Size (Inches)	Dimensions in Millimeters (Inches)			Weight per 100 kg (lb)	Appleton™ Catalog Number	O-Z/Gedney™ Catalog Number	
		A	B	C				
<b>Open Type No Bolt Fixture Stems – Malleable Iron</b>								
	3/8 Male	49.3 (1.94)	17.5 (0.69)	38.1 (1.50)	3.63 (8.00)	<b>NBFS-38</b>	—	
	3/8 Male	49.3	17.5	38.1	3.63	<b>NBFS-38M</b>	—	
	1/8 Female	49.3	17.5	38.1	3.63	<b>NBFS-38M</b>	—	
<b>Snap-in Knockout Blanks – Steel ①</b>								
	1/2	26.9 (1.06)	7.9 (0.31)	—	0.45 (1.00)	<b>S50</b>	<b>KO-50S</b>	
	3/4	31.8 (1.25)	7.9 (0.31)	—	0.91 (2.00)	<b>S75</b>	<b>KO-75S</b>	
	1	38.1 (1.50)	8.6 (0.34)	—	1.36 (3.00)	<b>S100</b>	<b>KO-100S</b>	
	1-1/4	46.0 (1.81)	7.9 (0.31)	—	1.45 (3.20)	<b>S125</b>	<b>KO-125S</b>	
	1-1/2	56.4 (2.22)	9.7 (0.38)	—	2.18 (4.80)	<b>S150</b>	<b>KO-150S</b>	
	2	68.3 (2.69)	9.7 (0.38)	—	2.72 (6.00)	<b>S200</b>	<b>KO-200S</b>	

① Not UL Listed.

# Outlet and Switch Boxes

## Outlet Box/Switch Box Accessories

NEC/CEC:  
Listed for Ordinary Locations

	Depth (Inches)	Weight per 100 kg (lb)	Catalog Number
<b>Outlet Box Metal Stud Clip</b>			
	Mounts all types, sizes and depths of outlet boxes to any metal stud	2.68 (5.9)	MSC-OBN
<b>Switch Box Extension</b>			
	Fits all single gang switch boxes with 1/8" screws (7/8" depth; 4.5 cubic inch wiring capacity)	4.99 (11.0)	1490
<b>Switch Box Supports</b>			
	LOX BOX™ fits standard switch boxes (wall 1/4" minimum to 1-1/4" maximum)	1.18 (2.6)	892
	"E-Z-IN" wall 1/4" minimum to 1-1/4" maximum (sold in pairs)	1.18 (2.6)	896 ①
<b>Grounding Clip</b>			
	For use with No. 14 or No. 12 nonmetallic sheathed cable having ground wire	0.18 (0.4)	GR12
<b>Washer Head Grounding Screws and Pigtails</b>			
	3/8" long – 10-32 thread green ground screw with 10" solid copper insulated green wire, No. 12 AWG wire pigtail	0.82 (1.80)	SCR1032-PTL10C
	3/8" long – 10-32 thread green ground screw with 10" solid copper bare wire, No. 14 AWG wire pigtail	0.54 (1.20)	SCR1032-PTL10B
	3/8" long – 10-32 thread green ground screw	0.23 (0.50)	SCR1032

① Used in pairs.