

Industrial grade L7-15 locking devices

Project Name:	Prepared By:
Project Number:	Date:
Catalog Number:	Type:

Description

NEMA L7-15 15A, 277V/AC, 2P-3W



L7-15R L7-15P



CWL715P



CWL715C



CWL715R



CWL715FO

Design features for plug & connector

- Nylon construction
- EPDM gasket seals cord hole from dust and debris
- Dual range cord grip for solid cord clamping
- Back wire terminal clamps for easy secure wiring
- Individual wiring compartments with tapered channel for easy insertion of wires
- Clear cover over wiring compartments allows easy inspection of wiring terminations

Design features for receptacles

- Glass reinforced nylon body and face
- One piece brass contacts offer superior performance and minimal heat rise
- Back and side wire terminal clamps for easy secure wiring
- Duplex receptacles feature a break off tab for split circuit wiring

Design features for flanged inlet & outlet

- Nylon construction
- Mounting holes interchangeable with competitive units
- Back wire terminal clamps for easy secure wiring
- Individual wiring compartments with tapered channel for easy insertion of wires

Table 1. NEMA L7-15 Industrial Grade Locking Devices

Catalog No.	Description	Amps	Volts	Color
<input type="checkbox"/> CWL715P	Safety grip plug	15	277	Black & white
<input type="checkbox"/> CWL715C	Safety grip connector	15	277	Black & white
<input type="checkbox"/> 4750	Duplex receptacle	15	277	Black
<input type="checkbox"/> CWL715R	Single receptacle	15	277	Black
<input type="checkbox"/> CWL715FO	Flanged outlet	15	277	Black & white
<input type="checkbox"/> CWL715FI	Flanged inlet	15	277	Black & white

Compliances, specifications and availability are subject to change without notice.



Powering Business Worldwide

Project Name:	Prepared By:
Project Number:	Date:
Catalog Number:	Type:

Plug & Connector

NEMA L7-15 15A, 277V/AC, 2P-3W

Table 2. Specifications

Catalog No.	NEMA L7-15 Plug & Connector
NEMA Config	NEMA L7-15
Wiring Type	Back wire
Environmental Specifications	Flammability: Meets UL94 requirements; V2 rated Temperature Rating: -40°C to 60°C (-40°F to 140°F)
Electrical Specifications	Dielectric Voltage: Twice the device rating + 1000V per UL498 Current Interrupting: Yes, at full-rated current Temperature Rise: Max. 30°C (86°F) after 250 cycles of overload at 200% of rated current (DC)
Mechanical Specifications	Terminal Accommodation: #16 - #12 AWG Voltage Ratings: Permanently marked on device

Table 3. Materials

Catalog No.	NEMA L7-15 Plug & Connector
NEMA Config	NEMA L7-15
Outer Shell	Nylon
Interior Body	Nylon
Terminal Retainer	Polycarbonate
Blades	Brass
Line Contacts	Brass
Terminal Clamps	Steel, zinc plated
Terminal Screws	#8-32 brass, nickel plated (neutral screw)
Ground Screw	#8-32 brass plated (green)
Assembly Screws	Steel, nickel plated
Gasket/Dust Shield	EPDM
Cord Clamp Screws	Steel, nickel plated
Cord Clamp	Nylon

Product Dimensions

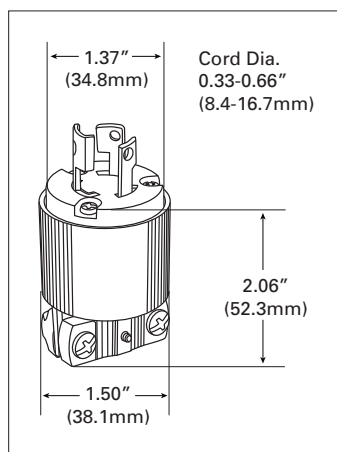


Figure 1. CWL715P

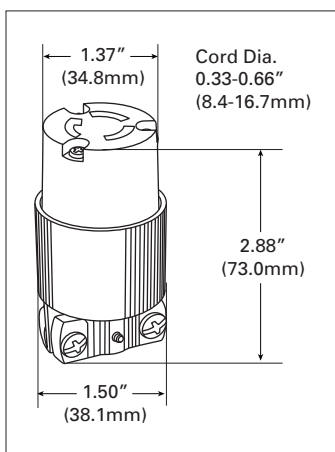


Figure 2. CWL715C

Compliances, specifications and availability are subject to change without notice.

Project Name:	Prepared By:
Project Number:	Date:
Catalog Number:	Type:

Single & Duplex Receptacles

NEMA L7-15 15A, 277V/AC, 2P-3W

Table 4. Specifications

Catalog No.	NEMA L7-15 Single & Duplex Receptacles
NEMA Config	NEMA L7-15
Wiring Type	Back & side wire
Environmental Specifications	Flammability: Meets UL94 requirements; V0 rated Temperature Rating: -40°C to 115°C (-40°F to 239°F)
Electrical Specifications	Dielectric Voltage: ≤300V: 2000V, 301-600V: 3000V per UL498 Current Interrupting: Yes, at full-rated current Temperature Rise: Max. 30°C (86°F) after 250 cycles of overload @ 200% of rated current (DC)
Mechanical Specifications	Terminal Accommodation: #14 - #10 AWG Voltage Ratings: Permanently marked on device

Table 5. Materials

Catalog No.	NEMA L7-15 Single & Duplex Receptacles
NEMA Config	NEMA L7-15
Face	Glass-filled nylon
Base	Glass-filled nylon
Mounting Strap	0.050" thick pre-plated steel
Auto Ground Clip	Yes
Line Contacts	0.036" thick brass
Terminal Screws	#8-32 brass screws, nickel plated
Ground Screw	#8-32 brass screw (green)
Mounting Screws	Steel, zinc plated

Product Dimensions

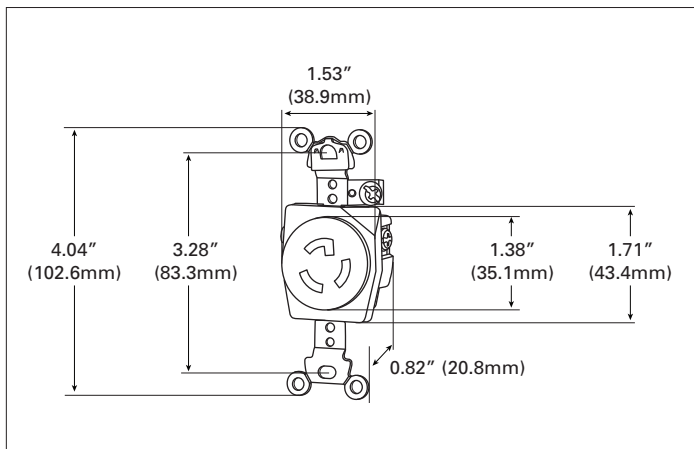


Figure 3. CWL715R

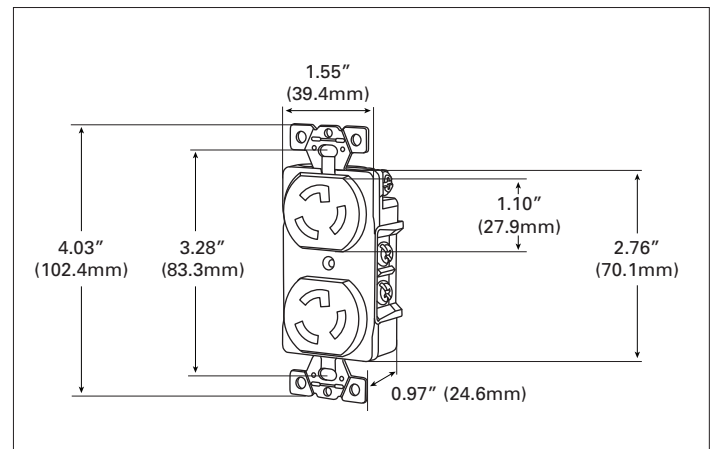


Figure 4. 4750

Compliances, specifications and availability are subject to change without notice.

Project Name:	Prepared By:
Project Number:	Date:
Catalog Number:	Type:

Flanged Inlet & Outlet

NEMA L7-15 15A, 277V/AC, 2P-3W

Table 6. Specifications

Catalog No.	NEMA L7-15 Flanged Inlet & Outlet
NEMA Config	NEMA L7-15
Wiring Type	Back wire
Environmental Specifications	Flammability: Meets UL94 requirements; V2 rated Temperature Rating: -40°C to 75°C (-40°F to 167°F)
Electrical Specifications	Dielectric Voltage: ≤300V: 2000V, 301-600V: 3000V per UL498 Current Interrupting: Yes, at full-rated current Temperature Rise: Flanged outlets: max. 30°C (86°F) after 50 cycles of overload @ 150% of rated current (DC); flanged inlets; max. 30°C (86°F) @ maximum rated current (DC)
Mechanical Specifications	Terminal Accommodation: #14 - #10 AWG Voltage Ratings: Permanently marked on device

Table 7. Materials

Catalog No.	NEMA L7-15 Flanged Inlet & Outlet
NEMA Config	NEMA L7-15
Outer Shell	Nylon
Interior Body	Nylon
Terminal Retainer	Polycarbonate
Blades	0.062" thick brass
Line Contacts	0.031" thick brass
Terminal Clamps	Steel
Terminal Screws	#8-32 brass
Ground Screw	#8-32 brass (green)
Assembly Screws	Steel, zinc plated
Mounting Screws	Steel, zinc plated

Product Dimensions

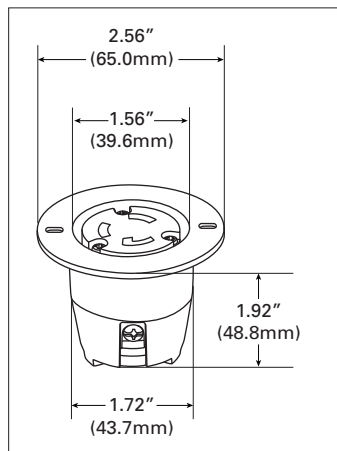


Figure 5. CWL715FO

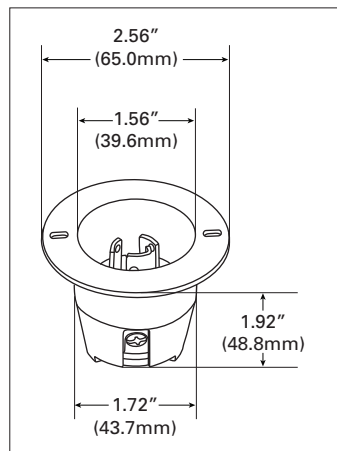


Figure 6. CWL715FI

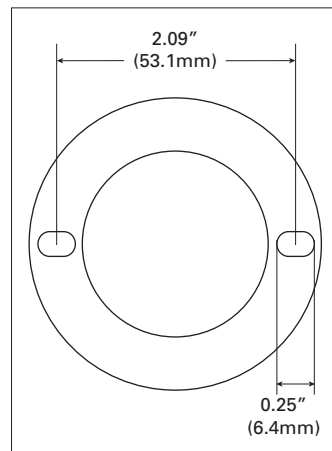








Figure 7. Top View

Compliances, specifications and availability are subject to change without notice.


Industrial grade L7-15 locking devices

Technical Data
Effective January 2014

Project Name:	Prepared By:
Project Number:	Date:
Catalog Number:	Type:

Catalog No.						
CWL715P	•			•	•	•
CWL715C	•			•	•	•
4750		•	•	•	•	•
CWL715R		•	•	•	•	•
CWL715FO		•	•		•	•
CWL715FI	•		•			•

KEY:  cULus  UL  CSA  Fed Spec  NAFTA  ROHS

 Parts are manufactured and designed in accordance with article 4 of the European Union's RoHS2 directive 2011/65/EU

Compliances, specifications and availability are subject to change without notice.

Electrical Sector
203 Cooper Circle
Peachtree City, GA 30269
United States
Eaton.com
Arrowhart.com

Electrical Sector
Canada Operations
5925 McLaughlin Road
Mississauga, Ontario, L5R 1B8
Canada
EatonCanada.ca
Arrowhart.com

Electrical Sector
Mexico Operations
Carr. Tlalnepantla -
Cuautitlan Km 178 s/n
Col. Villa Jardin esq.
Cerrada 8 de Mayo
Cuautitlan, Mexico CP 54800
Mexico
Eaton.mx
Arrowhart.com

Eaton
1000 Eaton Boulevard
Cleveland, OH 44122
United States
Eaton.com

© 2014 Eaton
All Rights Reserved
Printed in USA
Publication No. 125-0072-13
January 2014

Eaton is a registered trademark.

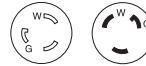
All other trademarks are property
of their respective owners.

Industrial grade L7-15 locking devices

Project Name:	Prepared By:
Project Number:	Date:
Catalog Number:	Type:

Description

NEMA L7-15 15A, 277V/AC, 2P-3W



L7-15R L7-15P



CWL715P



CWL715C



CWL715R



CWL715FO

Design features for plug & connector

- Nylon construction
- EPDM gasket seals cord hole from dust and debris
- Dual range cord grip for solid cord clamping
- Back wire terminal clamps for easy secure wiring
- Individual wiring compartments with tapered channel for easy insertion of wires
- Clear cover over wiring compartments allows easy inspection of wiring terminations

Design features for receptacles

- Glass reinforced nylon body and face
- One piece brass contacts offer superior performance and minimal heat rise
- Back and side wire terminal clamps for easy secure wiring
- Duplex receptacles feature a break off tab for split circuit wiring

Design features for flanged inlet & outlet

- Nylon construction
- Mounting holes interchangeable with competitive units
- Back wire terminal clamps for easy secure wiring
- Individual wiring compartments with tapered channel for easy insertion of wires

Table 1. NEMA L7-15 Industrial Grade Locking Devices

Catalog No.	Description	Amps	Volts	Color
<input type="checkbox"/> CWL715P	Safety grip plug	15	277	Black & white
<input type="checkbox"/> CWL715C	Safety grip connector	15	277	Black & white
<input type="checkbox"/> 4750	Duplex receptacle	15	277	Black
<input type="checkbox"/> CWL715R	Single receptacle	15	277	Black
<input type="checkbox"/> CWL715FO	Flanged outlet	15	277	Black & white
<input type="checkbox"/> CWL715FI	Flanged inlet	15	277	Black & white

Compliances, specifications and availability are subject to change without notice.



Powering Business Worldwide

Project Name:	Prepared By:
Project Number:	Date:
Catalog Number:	Type:

Plug & Connector

NEMA L7-15 15A, 277V/AC, 2P-3W

Table 2. Specifications

Catalog No.	NEMA L7-15 Plug & Connector
NEMA Config	NEMA L7-15
Wiring Type	Back wire
Environmental Specifications	Flammability: Meets UL94 requirements; V2 rated Temperature Rating: -40°C to 60°C (-40°F to 140°F)
Electrical Specifications	Dielectric Voltage: Twice the device rating + 1000V per UL498 Current Interrupting: Yes, at full-rated current Temperature Rise: Max. 30°C (86°F) after 250 cycles of overload at 200% of rated current (DC)
Mechanical Specifications	Terminal Accommodation: #16 - #12 AWG Voltage Ratings: Permanently marked on device

Table 3. Materials

Catalog No.	NEMA L7-15 Plug & Connector
NEMA Config	NEMA L7-15
Outer Shell	Nylon
Interior Body	Nylon
Terminal Retainer	Polycarbonate
Blades	Brass
Line Contacts	Brass
Terminal Clamps	Steel, zinc plated
Terminal Screws	#8-32 brass, nickel plated (neutral screw)
Ground Screw	#8-32 brass plated (green)
Assembly Screws	Steel, nickel plated
Gasket/Dust Shield	EPDM
Cord Clamp Screws	Steel, nickel plated
Cord Clamp	Nylon

Product Dimensions

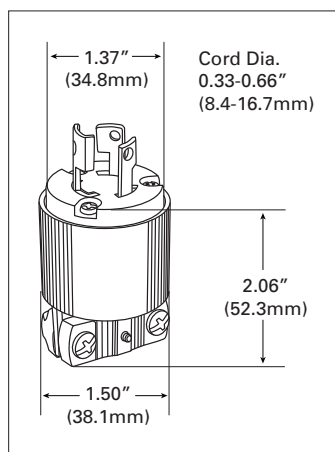


Figure 1. CWL715P

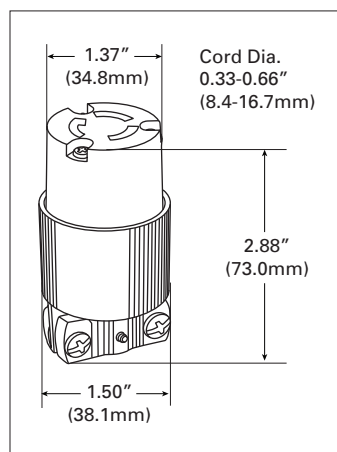


Figure 2. CWL715C

Compliances, specifications and availability are subject to change without notice.

Project Name:	Prepared By:
Project Number:	Date:
Catalog Number:	Type:

Single & Duplex Receptacles

NEMA L7-15 15A, 277V/AC, 2P-3W

Table 4. Specifications

Catalog No.	NEMA L7-15 Single & Duplex Receptacles
NEMA Config	NEMA L7-15
Wiring Type	Back & side wire
Environmental Specifications	Flammability: Meets UL94 requirements; V0 rated Temperature Rating: -40°C to 115°C (-40°F to 239°F)
Electrical Specifications	Dielectric Voltage: ≤300V: 2000V, 301-600V: 3000V per UL498 Current Interrupting: Yes, at full-rated current Temperature Rise: Max. 30°C (86°F) after 250 cycles of overload @ 200% of rated current (DC)
Mechanical Specifications	Terminal Accommodation: #14 - #10 AWG Voltage Ratings: Permanently marked on device

Table 5. Materials

Catalog No.	NEMA L7-15 Single & Duplex Receptacles
NEMA Config	NEMA L7-15
Face	Glass-filled nylon
Base	Glass-filled nylon
Mounting Strap	0.050" thick pre-plated steel
Auto Ground Clip	Yes
Line Contacts	0.036" thick brass
Terminal Screws	#8-32 brass screws, nickel plated
Ground Screw	#8-32 brass screw (green)
Mounting Screws	Steel, zinc plated

Product Dimensions

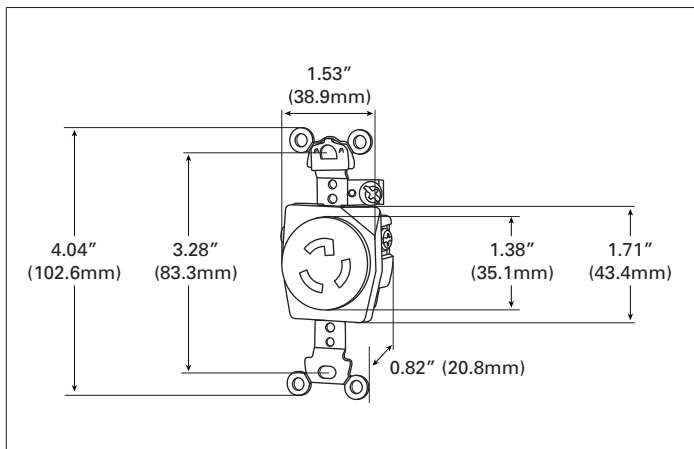


Figure 3. CWL715R

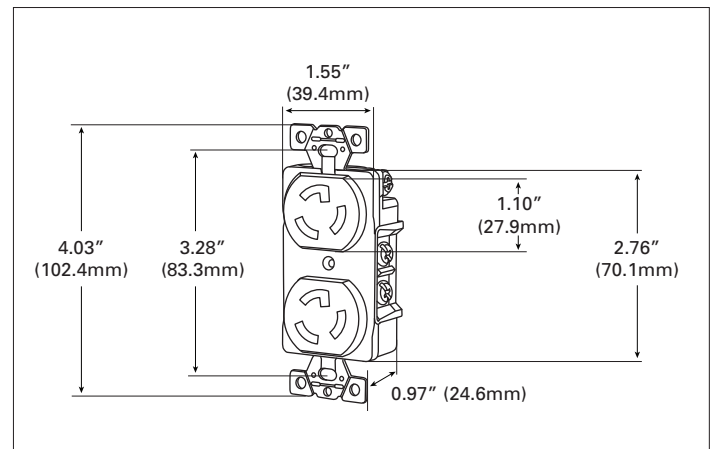


Figure 4. 4750

Compliances, specifications and availability are subject to change without notice.

Project Name:	Prepared By:
Project Number:	Date:
Catalog Number:	Type:

Flanged Inlet & Outlet

NEMA L7-15 15A, 277V/AC, 2P-3W

Table 6. Specifications

Catalog No.	NEMA L7-15 Flanged Inlet & Outlet
NEMA Config	NEMA L7-15
Wiring Type	Back wire
Environmental Specifications	Flammability: Meets UL94 requirements; V2 rated Temperature Rating: -40°C to 75°C (-40°F to 167°F)
Electrical Specifications	Dielectric Voltage: ≤300V: 2000V, 301-600V: 3000V per UL498 Current Interrupting: Yes, at full-rated current Temperature Rise: Flanged outlets: max. 30°C (86°F) after 50 cycles of overload @ 150% of rated current (DC); flanged inlets; max. 30°C (86°F) @ maximum rated current (DC)
Mechanical Specifications	Terminal Accommodation: #14 - #10 AWG Voltage Ratings: Permanently marked on device

Table 7. Materials

Catalog No.	NEMA L7-15 Flanged Inlet & Outlet
NEMA Config	NEMA L7-15
Outer Shell	Nylon
Interior Body	Nylon
Terminal Retainer	Polycarbonate
Blades	0.062" thick brass
Line Contacts	0.031" thick brass
Terminal Clamps	Steel
Terminal Screws	#8-32 brass
Ground Screw	#8-32 brass (green)
Assembly Screws	Steel, zinc plated
Mounting Screws	Steel, zinc plated

Product Dimensions

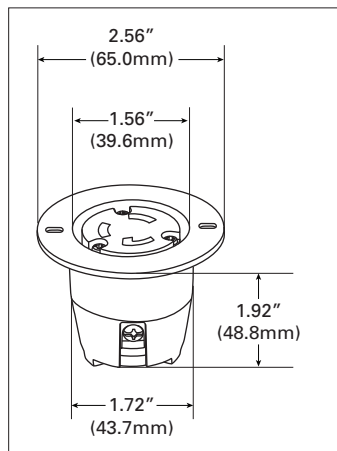


Figure 5. CWL715FO

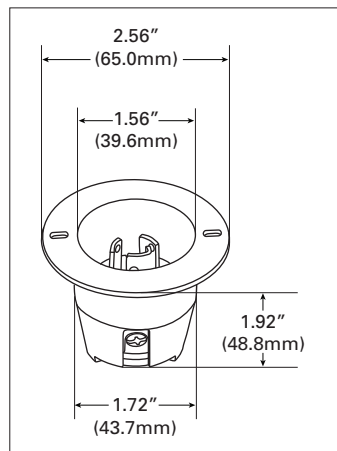


Figure 6. CWL715FI

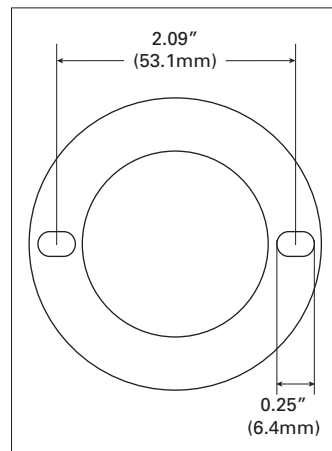








Figure 7. Top View

Compliances, specifications and availability are subject to change without notice.


Industrial grade L7-15 locking devices

Technical Data
Effective January 2014

Project Name:	Prepared By:
Project Number:	Date:
Catalog Number:	Type:

Catalog No.						
CWL715P	•			•	•	•
CWL715C	•			•	•	•
4750		•	•	•	•	•
CWL715R		•	•	•	•	•
CWL715FO		•	•		•	•
CWL715FI	•		•			•

KEY:  cULus  UL  CSA  Fed Spec  NAFTA  ROHS

 Parts are manufactured and designed in accordance with article 4 of the European Union's RoHS2 directive 2011/65/EU

Compliances, specifications and availability are subject to change without notice.

Electrical Sector
203 Cooper Circle
Peachtree City, GA 30269
United States
Eaton.com
Arrowhart.com

Electrical Sector
Canada Operations
5925 McLaughlin Road
Mississauga, Ontario, L5R 1B8
Canada
EatonCanada.ca
Arrowhart.com

Electrical Sector
Mexico Operations
Carr. Tlalnepantla -
Cuautitlan Km 178 s/n
Col. Villa Jardin esq.
Cerrada 8 de Mayo
Cuautitlan, Mexico CP 54800
Mexico
Eaton.mx
Arrowhart.com

Eaton
1000 Eaton Boulevard
Cleveland, OH 44122
United States
Eaton.com

© 2014 Eaton
All Rights Reserved
Printed in USA
Publication No. 125-0072-13
January 2014

Eaton is a registered trademark.

All other trademarks are property
of their respective owners.