



DataComm Products and Equipment Catalog



IDEAL DataComm

CUT

STRIP

TERMINATE

TEST

CERTIFY



The way
every job
should be



IDEAL DataComm is dedicated to helping low voltage/datacomm professionals keep networks up and running. The system of products we have thoughtfully crafted **ensures the highest-quality** terminations with the ease-of-use you would expect from IDEAL. Our DataComm line includes a system solution for paired conductor, coax and fiber optic cabling.

www.idealindustries.com

Paired Conductor Products



Wire Cutters A-2
Wire Strippers A-2
Crimp Tools A-4
Punch Down Tools A-5
Tool and Connector Kits A-5
Wall Plates A-9
Cables A-10
Connectors A-10

Coaxial Termination Products



Tool Selection Chart B-2
Wire Cutters B-3
Wire Strippers B-3
Crimp Tools B-4
Compression Tools B-6
Connectors B-7
Splitters B-8
Wall Plates B-8
Tool and Connector Kits B-9
BNC Coaxial Connectors B-12

Fiber Optic Products



Wire Strippers C-2
Fiber Optic Accessories C-3

Test Equipment



Qualification Testers D-2
Certification Testers D-4
Hand-Held Testers D-7

Related Products



Resources E-1
Multi Media Installation Guide E-3
Technical Information E-12
Residential Coax Application Guide E-13

Index



Alphabetical Index F-1
Catalog Number Index F-3

New Products



Grounding Block

- Solid zinc alloy, nickel plated and chromate finished
Page B-8



Mini Coax Stripper

- Adjustable stripper for mini coax cable
Page B-3

Compression Connector Installation Kit

- Three tools in one handy pouch that clips easily to your belt.
Page B-9



OmniSeal™ PRO Compression Tools

- Compression tools now offer additional features and increased connector compatibility
Page B-6



8-Way Splitter

- Designed for easy mounting over cable
Page B-8



Diplexer

- Combine or split cable/antenna signals with satellite signals
Page B-8

Push-on RG-59 & RG-6 Quad F-Connectors

- No termination tool needed, permanent connections
Page B-7



Coax/UTP Cable Stripper

- Strips UTP cable, RG-59 coax and RG-6 coax and features a primary and secondary strip cartridge
Page B-3



SecuriTEST™ CCTV/Security Tester

- Versatile all-in-one installation and troubleshooting tool for the CCTV professional
Page D-7

SIGNALTEK™-FO Multimedia Qualification Tester

- Offers copper and fiber optic testing
Page D-2





A

Paired Conductor Products

Data T[®]-Cutter

45-075



45-074




Cuts round communication and structured wiring cables and maintains cable geometry for better cable performance. Data T[®]-Cutter cuts multi-pair cable up to .500 in. (12.7 mm) and coaxial cable up to RG-9/U. Blade cutting capabilities suitable for soft cables (not ACSR).

- Steel reinforced center conductors can be trimmed with bolt cutting holes
- Data T[®]-Cutter II designed for RG-58 and RG-6 coaxial cable
- Cushioned comfort grip handles
- Locking latch keeps tool closed in pouch

Description	Cat. No.
Data T [®] -Cutter	45-074
Data T [®] -Cutter II	45-075

Economy Round Cable and Wire Cutter



Cuts multi-conductor cable up to .500 in. (12.7 mm) and solid or stranded wire up to #8 AWG (10 mm²).

- Built-in return spring, locking latch
- Soft handles for a comfortable grip
- Stamped, hardened steel frame with curved cutting blades

Description	Cat. No.
Multi Conductor Cable to .500 in. (12.7 mm) Solid or Stranded	35-051

Underground Feeder (UF) Cable Stripper

Works great on Category Cable!

- Self-adjusting stripping blades automatically select proper position
- Strips 12 AWG solid to 14 AWG Underground Feeder (UF) Cable
- Strips Twin and Earth cable
- Open-throat construction allows unlimited strip length



45-235

Description	Cat. No.
Underground Feeder Cable Stripper	45-235
Replacement blade set	45-234

Tele T[®]-Stripper

Strips and cuts flat telephone cable easily. Cuts outer insulation without nicking inner conductors.

- Built-in stripping guide for 8-position or 6-position modular plugs
- Spring-opening returns handles to place after every use
- Ergonomic, comfort-grip handles



Description	Cat. No.
Tele T [®] -Stripper	45-076

Telephone Line Cord Stripper

- Cuts and strips flat telephone cable for RJ-11 and RJ-45 modular plugs
- Built-in stripping guide provides correct strip lengths



Description	Cat. No.
Telephone Line Cord Stripper and Cutter for RJ-11 and RJ-45 Flat Telephone Cable	45-519

Coax/UTP Cable Stripper

- Features a primary and secondary strip cartridge
- Strips UTP, RG-59 and RG-6 coax cable
- Rotates easily around finger
- Push-on ring for easy connector termination



Description	Cat. No.
Coax/UTP Cable Stripper	45-603

Paired Conductor Products

Cyclops® Data Cable Stripper

Fast, easy removal of outer sheath insulations (PVC and Plenum types) from all Unshielded Twisted Pair (UTP), Shielded Twisted Pair (STP) and multicore cables up to .433 in./11 mm in diameter.



Description	Cat. No.
For Unshielded and Shielded Twisted Pair Cable	45-514

UTP/STP/Coaxial Cable Strippers

- Adjustable blades can be set for any depth to help ensure nick-free strips



Description	Typical RG Cables	Cat. No.
Coaxial Cable Stripper, up to 1/8 in. (3.2mm) O.D.	RG-174, RG-187	45-162 (Gray)
Coaxial Cable Stripper, 1/8 in. (3.2mm) to 7/32 in. (5.556mm) O.D.	RG-58, Mini Coax	45-163 (Blue)
Coaxial Cable Stripper, 1/4 in. (6.4mm) to 9/16 in. (14.3mm) O.D.	RG-11, RG-8	45-164 (Blue)
Cable Stripper, 3/16 in. (4.8mm) to 5/16 in. (8mm) O.D.	RG-59, UTP Cable	45-165 (Black)
Replacement Blade Set* for 45-162, 45-163, 45-165	—	L-9225
Replacement Blade Set* for 45-164	—	L-9226

*A set of blades consists of three straight blades and one round blade.

UTP Cable Stripper

- Strips Cat 3, 5, 5e & 6 cables
- One-step stripping



Description	Cat. No.
UTP Cable Stripper	45-167

Round Cable Slitting and Ringing Tool

- Great for large diameter structured wiring cables
- Cuts around cable jacket as well as slits the length of jacket for easy removal
- Use with single or multiple conductor cable up to 1.75 in. O.D.
- Blade adjusts for jacket thicknesses up to .125 in.
- Spare blade in handle base



Description	Cat. No.
Round Cable Slitting and Ringing Tool	45-144
Replacement Blades for 45-144 (2/pkg.)	LB-1748

Lever™ -Snips Electrician's Scissors with Stripping Notches

- Ergonomic design gives added leverage
- Spring-action, mechanical advantage increases stripping leverage and reduces operator fatigue
- Double plated for added rust protection
- Extra-deep serrations grip wire better



Description	Cat. No.
Electrician's Scissors with Stripping Notches	35-087

Electrician's Scissors

- Designed for use in telephone and electrical service applications
- Cut up to 16 AWG solid and 12 AWG stranded wire
- Serrated surface on back blade edge cleans wire
- Electrician's Scissors with stripping notches strip 19 and 23 AWG wire



Description	Cat. No.
Electrician's Scissors w/stripping notches	35-088
Electrician's Scissors	35-089

Cable Splicing Kit

- Cable Splicing Kit (Scissors, Splicing Knife, Leather Holder)
- Scissors and Knife Holder (Leather)



Description	Cat. No.
Cable Splicing Kit (Scissors, Splicing Knife, Leather Holder)	35-093
Scissors and Knife Holder (Leather)	35-094

Cable Splicing Knife

- High carbon steel blade remains sharp and cuts easily through many insulation types
- Comfortable, full size, no slip handle for easy use



Description	Cat. No.
Cable Splicing Knife and Leather Holder	35-091
Knife Holder (Leather)	35-092

Wire Strippers/Scissors

Ratchet Telemaster™

- For paired conductors
- Ratchet version of popular Telemaster™ Tool for RJ-45 and RJ-11 modular plugs
- Repeatabe crimp action for consistent, high quality connections



Description	Cat. No.
Ratchet Telemaster™	30-696

Telemaster™ Telephone Tools

- For paired conductors
- Multi-function telephone tool cuts, strips and crimps for easy one-tool application
- Steel frame for long-term durability. (Crimps primary modular plug strain relief only)



Description	Kit Cat. No.	Tool Only Cat. No.
Tool for RJ-11 (1, 2, 3 pair) and RJ-45 (4 pair) Plugs	33-700*	30-496
Tool for RJ-45 (4 pair) & DECconnect MMJ (RJ-11, 3 pair)	N/A	30-497
Tool for RJ-11 (1, 2, 3 pair) & DECconnect MMJ (RJ-11, 3 pair)	N/A	30-498
Tool for RJ-22 (handset) and RJ-11 (1, 2, 3 pair)	N/A	30-499
Replacement Cut and Strip Blade Set for Telemaster™	N/A	LB-1747

*Kit includes 10 each, RJ-45 8P8C, RJ-11 6P6C and RJ-45 6P4C plugs.

Modular Plug Tool Kit

- Multi-function telephone/network tool; cuts, strips and crimps
- Steel frame construction for durability
- Interchangeable dies allow for crimping RJ-45 and RJ-11 modular plugs
- Tool-less die change for added convenience
- Spring return handle for comfort



Description	Cat. No.
Modular Plug Tool Kit*	33-296

*Kit includes 10 each, RJ-45 8P8C and RJ-11 6P6C plugs.

D-Sub/Double-D Service Tool

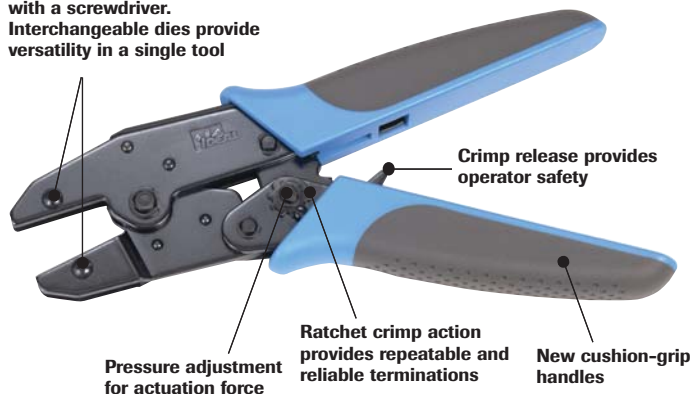
Exact replacement of the AMP open-barrel service tool for stamped contacts and D-Sub contacts. Also crimps Double-D, high density, miniature contacts. Includes openings for crimping insulated terminals and cutters for machine screws.



Description	Cat. No.
D-Sub/Double-D Service Tool	30-426

Crimpmaster™ Crimp Tools & Die Sets

Dies change quickly and easily with a screwdriver. Interchangeable dies provide versatility in a single tool

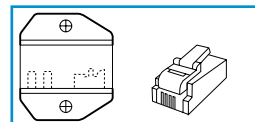


Description	Tool Cat. No.	Replacement Die Set Cat. No.
Crimpmaster™ Crimp Tool Frame	30-506	—
RJ-45 Eight-position Crimp Tool for AMP RJ-45 modular plugs	30-521	30-560
RJ-45 Eight-position Crimp Tool for keyed or non-keyed modular plugs	30-522	30-559
RJ-11 Crimp Tool for two, four or six-position modular plugs	—	30-556

Modular Plug Replacement Die Sets For Crimpmaster™ 30-506 Frame

30-556

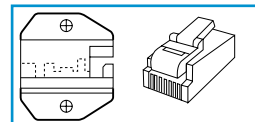
Crimpmaster™ RJ-11 die set for two, four or six-position modular plugs



30-559

Crimpmaster™ RJ-45 eight-position die set for keyed or non-keyed modular plugs (excluding AMP).

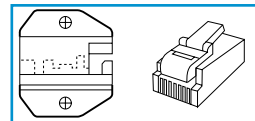
Tool w/die 30-522



30-560

Crimpmaster™ RJ-45 AMP die set for eight-position modular plugs. Primary strain relief crimp bar is located further back on die/modular plugs.

Tool w/die 30-521



Paired Conductor Products

Punch Down Tools



Impact Turn-Lock™ Punch Down Tools	Cat. No.
Punchmaster™ II Punch Down Tool - body only	35-483
Punchmaster™ II Punch Down Tool w/110 blade	35-485
Punchmaster™ II Punch Down Tool w/66 blade	35-487
Non-Impact Turn-Lock™ Punch Down Tools	Cat. No.
Punch Down Tool - body only	35-491
Punch Down Tool w/110 blade	35-492
Punch Down Tool w/66 blade	35-493
Economy Punch Down Tool	Cat. No.
Non-impact Tool w/permanent non-cut blade**	35-185
Removable Blades*	Cat. No.
110 Turn-Lock™ blade	35-495
66 Turn-Lock blade	35-497
110/66 combo blade w/cutting edges	35-407
Krone® blade	35-478
Bix® blade	35-479

*Not applicable for Economy Punch Down tool.
 **35-185 is made in Taiwan.
 Bix® is a registered trademark of Nortel. Krone® is a registered trademark of Krone, Inc.



Economy Data and CATV Kit



Kit 33-915 Includes:

Description	Qty.	Cat. No.
Data T®-Cutter	1	45-074
Economy Coax Stripper	1	45-320
Economy UTP Stripper	1	45-167
Non-Impact Turn-Lock™ Tool w/110 Blade	1	35-492
Telemaster™ Telephone Tool	1	30-496
Economy Compression Tool	1	30-633
Mechanics Bag	1	35-535

Basic Data and Video Kit



Kit 33-916 Includes:

Description	Qty.	Cat. No.
Data T®-Cutter	1	45-074
UTP Stripper	1	45-165
Stripmaster® Wire Stripper for RG-6	1	45-262
Punchmaster™ II Punch Down Tool w/110 Blade	1	35-485
OmniSeal™ Pro XL Compression Tool	1	30-793
TRACETone™ Tone Generator & Amplifier Probe	1	62-140
VDV Multimedia Cable Tester	1	33-856
Journeyman Electrician's Tote™	1	35-462

Punch Tools/Kits

Data/Video Kit



Kit 33-917 Includes:

Description	Qty.	Cat. No.
Data T [®] -Cutter	1	45-074
Twist-a-Nut™ 7-in-1 Screwdriver	1	35-908
UTP Stripper	1	45-165
Coax Stripper w/Replaceable Cartridge	1	45-526
Punchmaster™ II Punch Down Tool w/110 Blade	1	35-485
110/66 Blade Combo Punch Down Blade	1	35-407
Crimpmaster™ Crimp Tool for RJ-45 Modular Plugs	1	30-522
OmniSeal™ Pro XL Compression Tool	1	30-793
Probe Pic and Spudger	1	35-473
Coax Connector Tool - F & BNC	1	35-046
VDV MultiMedia Cable Tester	1	33-856
Amplifier Probe	1	62-164
Electrician's Scissors w/Stripping Notch	1	35-088
Large Mouth Bag — 13 in.	1	35-410

RJ-45/11 Two, Four, Six and Eight-Position Combination TelCom Termination Kit



Kit 33-704 Includes:

Description	Qty.	Cat. No.
Telemaster™ for RJ-11/RJ-45 Plugs	1	30-496
4-Position, RJ-11 Stranded Modular Plugs	15	85-351
6-Position, RJ-11 Stranded Modular Plugs	15	85-352
8-Position, RJ-45 Stranded Modular Plugs	15	85-353

Economy 10Base-T Kit



Kit 33-750 Includes:

Description	Qty.	Cat. No.
UTP/Coax Stripper	1	45-165
Telemaster™ RJ-11/RJ-45 Crimp Tool	1	30-496
8-Position RJ-45 Non-keyed Solid Plugs	50	85-346

Crimpmaster™ Twisted Pair Kit



Kit 33-651 Includes:

Description	Qty.	Cat. No.
Data T [®] -Cutter	1	45-074
UTP/Coax Stripper	1	45-165
Crimpmaster™ Frame Only	1	30-506
2,4,6-Position Die Set for RJ-11 Plugs	1	30-556
8-Position Die Set for RJ-45 Plugs	1	30-559
8-Position Die Set for RJ-45, AMP Plugs	1	30-560
4-Position Solid Modular Plugs	50	85-394
8-Position RJ-45 Non-Keyed Solid Modular Plugs	50	85-396

Crimpmaster™ 10Base-T RJ-45 Crimping Kit



Kit 33-652 Includes:

Description	Qty.	Cat. No.
Data T [®] -Cutter	1	45-074
UTP/Coax Stripper	1	45-165
Crimpmaster™ Crimp Tool Frame only	1	30-506
8-Position Die Set for RJ-45 Plugs	1	30-559
8-Position RJ-45 Non-Keyed Solid Plugs	200	86-396

Paired Conductor Products

Cable Service Kit



Kit 33-605 Includes:

Description	Qty.	Cat. No.
Punchmaster™ Punch Down Tool w/110 Blade	1	35-485
66 Blade Only	1	35-497
Electrician's Scissors w/Stripping Notches	1	35-088
UTP/STP Stripper	1	45-165
7-in-1 Twist-a-Nut™ Screwdriver	1	35-908
Probe Pic & Spudger	1	35-473
Tone Generator	1	62-160
Amplifier Probe	1	62-164
Journeyman's Electrician's Tote™	1	35-462

Deluxe Cable Service Kit



Kit 33-705 Includes:

Description	Qty.	Cat. No.
Punchmaster™ II Punch Down Tool w/110 Blade	1	35-485
66 Blade Only	1	35-497
Electrician's Scissors w/Stripping Notches	1	35-088
UTP/STP Stripper	1	45-165
7-in-1 Twist-a-Nut™ Screwdriver	1	35-908
Probe Pic & Spudger	1	35-473
Tone Generator	1	62-160
Amplifier Probe	1	62-164
Journeyman's Electrician's Tote™	1	35-462
Telemaster™ Telephone Tool, RJ-11/RJ-45	1	30-496
LinkMaster™ Tester and Remote	1	62-200

Cable Service/Termination Kit



Kit 33-861 Includes:

Description	Qty.	Cat. No.
Data T [®] -Cutter	1	45-074
Center Conductor Cutter	1	35-060
UTP/Coax Stripper	1	45-165
Coax Stripper w/black cassette	1	45-520
Crimpmaster™ RG-58/59 Crimp Tool	1	30-502
2, 4, 6-Position Die Set for RJ-11 Plugs	1	30-556
8-Position Die Set for RJ-45 Plugs	1	30-559
Punchmaster™ II Punch Down Tool w/66 Blade	1	35-487
Punchmaster™ II 110 Blade only	1	35-495
ABS™ Signal Thrower™	1	62-184
ABS™ Tester	1	62-180
LinkMaster™ Tester w/Remote	1	62-200
Cable Assemblies	1	K-7921

Twisted Pair/Coax Termination Kit



Kit 33-869 Includes:

Description	Qty.	Cat. No.
Data T [®] -Cutter	1	45-074
Scissors w/Stripping Notch	1	35-088
Center Conductor Cutter	1	35-060
UTP/Coax Stripper	1	45-165
Coax Stripper w/Black Cassette	1	45-520
Crimpmaster™ Frame Only	1	30-506
2,4,6-Position Die Set for RJ-11 Plugs	1	30-556
8-Position Die Set for RJ-45 Plugs	1	30-559
RG-58/59/62 BNC Die Set	1	30-581
Punchmaster™ II w/110 Blade	1	35-485
Punchmaster™ II 66 Blade Only	1	35-497
ABS™ Signal Thrower™	1	62-184
ABS™ Tester	1	62-180
ZipKit™ Carrying Case	1	35-419

Kits

Technician's Service Kit



Kit 33-505 Includes:

Description	Qty.	Cat. No.
Punchmaster™ II Punch Down Tool w/110 Blade	1	35-485
Punchmaster™ II 66 Blade only	1	35-497
Electrician's Scissors w/stripping notches	1	35-088
UTP/STP Stripper	1	45-165
7-in-1 Twist-a-Nut™ Screwdriver/Nutdriver	1	35-908
Probe Pick and Spudger	1	35-473
Nylon case	1	62-205

Installer's Kit



Kit 33-935 Includes:

Description	Qty.	Cat. No.
UTP/STP Stripper	1	45-165
Data T [®] -Cutter	1	45-074
Jab Saw	1	35-275
Large Mouth Bag – 18 in.	1	35-427
Punchmaster™ II 110 Blade only	1	35-485
110/66 Blade	1	35-407
Electrician's Scissors w/stripping notches	1	35-088
Torpedo Level	1	35-205
Mag-Tape™ Tape Measure	1	35-238
Tongue & Groove Pliers – 10 in.	1	35-430
5-in-1 Screwdriver/Nutdriver	1	35-905
Probe Pic and Spudger	1	35-473
Cable Cutter	1	35-061
Hammer – 18 oz. x 12-1/2 in.	1	35-210

Pro Installer's Kit



Kit 33-945 Includes:

Description	Qty.	Cat. No.
Large Mouth Bag – 18 in.	1	35-427
110/66 Blade	1	35-407
66 Blade only	1	35-497
Punchmaster™ II 110 Blade only	1	35-485
Lever™-Snips Electrician's Scissors	1	35-087
Probe Pic and Spudger	1	35-473
UTP/STP Stripper	1	45-165
7-in-1 Twist-a-Nut™ Screwdriver/Nutdriver	1	35-908
Mag-Tape™ Tape Measure	1	35-238
Torpedo Level	1	35-205
Jab Saw	1	35-275
OmniSeal™ Pro XL Compression Tool	1	30-793
Coax Stripper - 2-Step	1	45-526
Smart-Grip™ Long-Nose Pliers – 7-3/4 in.	1	35-3037
Smart-Grip™ Tongue & Groove Pliers – 10 in.	1	35-3430
Tongue & Groove Pliers – 9-1/2 in.	1	35-420
Tone Generator	1	62-160
Amplifier Probe	1	62-164
Data T [®] -Cutter	1	45-074
Cable Splicing Knife w/holder	1	35-091
Ratchet Telemaster™, RJ-11/RJ-45	1	30-696
F-Connector Tool	1	35-046







Paired Conductor Products

Wall Plates




Telephone Wall Plates are listed and approved by the Underwriter's Laboratories and contain 50 micro inches of gold plating on the contacts.

Telephone Wall Plates - Standard Size (2-3/4 in. x 4-1/5 in.)

Description	Color	Qty.	Cat. No.
RJ-11, 2 Pair 	Ivory	Card of 1	85-206
		Box of 100	86-206
	White	Card of 1	85-207
		Box of 100	86-207
	Almond	Card of 1	85-223
		Box of 100	86-223
Dual RJ-11, 2 Pair 	Ivory	Card of 1	85-208
		Box of 100	86-208
	White	Card of 1	85-209
		Box of 100	86-209
	Almond	Card of 1	85-225
		Box of 100	86-225
RJ-11, 3 Pair 	Ivory	Card of 1	85-212
		Box of 100	86-212
	White	Card of 1	85-213
		Box of 100	86-213
	Almond	Card of 1	85-214
		Box of 100	86-214
Dual RJ-11, 3 Pair 	Ivory	Card of 1	85-215
		Box of 100	86-215
	White	Card of 1	85-216
		Box of 100	86-216
	Almond	Card of 1	85-227
		Box of 100	86-227
Dual RJ-45, 4 Pair 	White	Card of 1	85-217
		Box of 100	86-217
RJ-11, 2 Pair Wall Mount Plate 	Ivory	Card of 1	85-218
		Box of 100	86-218
	White	Card of 1	85-219
		Box of 100	86-219
	Almond	Card of 1	85-229
		Box of 100	86-229
CATV Coax	Ivory	Card of 1	85-200
		Box of 100	86-200
	White	Card of 1	85-201
		Box of 100	86-201
	Almond	Card of 1	85-220
		Box of 100	86-220
Dual CATV/Coax	Ivory	Card of 1	85-204
		Box of 100	86-204
Combo CATV/RJ-11	Ivory	Card of 1	85-205
		Box of 100	86-205
	White	Card of 1	85-222
		Box of 100	86-222
	Almond	Card of 1	85-222
		Box of 100	86-222

Telephone Wall Plates — Mid-Size (3-1/8 in. x 4-7/8 in.)

Description	Color	Qty.	Cat. No.
RJ-11, 2 Pair 	Ivory	Card of 1	85-242
		Box of 100	86-242
	White	Card of 1	85-237
		Box of 100	86-237
	Almond	Card of 1	85-233
		Box of 100	86-233
Combo CATV/RJ11	Ivory	Card of 1	85-241
		Box of 100	86-241
	White	Card of 1	85-236
		Box of 100	86-236
	Almond	Card of 1	85-232
		Box of 100	86-232
CATV Coax	Ivory	Card of 1	85-239
		Box of 100	86-239
	White	Card of 1	85-234
		Box of 100	86-234
	Almond	Card of 1	85-230
		Box of 100	86-230
Dual CATV Coax	White	Box of 100	86-235

Surface Jacks



For initial installations where cable cannot be pulled through wall or for replacement of modular four-prong jacks.

Description	Color	Qty.	Cat. No.
RJ-11, 2 Pair	White	Card of 1	85-244
RJ-11, 2 Pair	Ivory	Card of 1	85-245
RJ-11, 2 Pair	Almond	Card of 1	85-246



Cables



85-770



85-780

- Customizable bulk cable
- Bulk CAT 5e solid 4-pair, CMR rated, 24 AWG, 350 MHz cable
- Bulk 2-conductor in-wall, 16 AWG speaker wire

Description	Cat. No.
CAT 5e Cable - 100 ft.	85-780
In-wall Speaker Wire - 50 ft.	85-770

Insulation Displacement Connectors (IDC)



85-900

85-925

85-950



45-719

IDC connectors create fast splice and tap connections on solid copper wires. Designed for low voltage telecommunication cables.

- Moisture-resistant sealant protects wires from corrosion
- Use with solid copper single-conductor wire
- Kinetic Super™ Wire Stripper/Crimper easily cuts and strips 22 to 24 AWG solid wire

Description	Qty.	Cat. No.
UB-I, 2-Wire Tap Splice IDC	25	85-900
UR-I, 3-Wire Butt Splice IDC	25	85-925
UY-I, 2-Wire Butt Splice IDC	25	85-950
UR-I, 2-Wire Butt Splice IDC	100	86-925
UY-I, 2-Wire Butt Splice IDC	100	86-950
UB-I, 2-Wire Tap Splice IDC	1,000	87-900
UR-I, 3-Wire Butt Splice IDC	1,000	87-925
UY-I, 2-Wire Butt Splice IDC	1,000	87-950
IDC Combo Pack	25	85-960
Kinetic Super™ Wire Stripper/Crimper	1	45-719

CAT 6 Modular Plugs

- Supports CAT 6
- Unique three-piece design provides easy installation and optimal performance
- Crimps with a standard RJ-45 crimp die
- 50 micron gold contacts, 8-position, 8-contact
- Suitable for solid or stranded conductors



Description	Qty.	Cat. No.
CAT 6 Modular Plugs	25	85-366

Modular Plugs



85-403

85-396

85-394

- All plugs comply with FCC 68 guidelines and are UL Listed
- Plugs are capable of supporting the latest EIA/TIA cable system performance categories when installed in compliance with appropriate EIA/TIA standards and methods
- Plugs offered for round cable with solid conductors and for flat cable and stranded conductors
- Position and contact configurations cover popular styles

Description	Qty.	Cat. No.
6-Position 4-Contact Flat Stranded	25	85-351
	50	85-401
	100	86-401
6-Position 6-Contact Flat Stranded	25	85-352
	50	85-402
	100	86-402
4-Position 4-Contact Flat Stranded (Handset)	100	86-398
8-Position 8-Contact Flat Stranded	25	85-353
	50	85-403
	100	86-403
	25	85-344
6-Position 4-Contact Round Solid	50	85-394
	100	86-394
6-Position 6-Contact Round Solid	100	86-395
8-Position 8-Contact CAT 6 Modular Plug	25	85-366
8-Position 8-Contact Round Solid	25	85-346
	50	85-396
	100	86-396



B

Coaxial Termination Products

Coaxial Selection Chart

Compression Style



Cable	Cutter	Stripper	Crimper	Connector	Tester
CATV/SATV/F-type					
RG-59	45-074, 45-075	45-265, 45-603, 45-320	30-603, 30-793, 30-703, 30-720, 30-633	89-054, 89-104, 89-059, 89-159	33-856, 33-880 33-881, 33-887*
RG-6	45-074, 45-075	45-262, 45-603, 45-320	30-603, 30-793, 30-703, 30-720, 30-633	89-055, 89-105, 89-060, 89-160	
RG-6 Quad Shield	45-074, 45-075	45-282, 45-603, 45-320	30-603, 30-793, 30-703, 30-720, 30-633	89-056, 89-106, 89-060, 89-160	
RG-6 & Quad 6 Plenum	45-074, 45-075	45-510	30-603, 30-793, 30-703, 30-720, 30-633	89-060P, 89-160P	
RG-11	45-074, 45-075	45-164, 45-510	30-603, 30-793, 30-720	89-011	
Minis	45-074, 45-075	45-529	30-603, 30-793, 30-703	89-014SM, 89-014SMRCA	
BNC					
RG-59	45-074, 45-075	45-265, 45-603, 45-320	30-603, 30-793, 30-703	89-058, 89-5058	33-856, 33-880 33-881, 33-887*
RG-6	45-074, 45-075	45-265, 45-603, 45-320	30-603, 30-793, 30-703	89-057, 89-5057	

Crimp Style



Cable	Cutter	Stripper	Crimper	Connector	Tester
CATV/SATV/F-Type					
RG-59	45-074, 45-075	45-265, 45-603, 45-320	30-503	85-036, 85-016	33-856, 33-880 33-881, 33-887*
RG-6	45-074, 45-075	45-265, 45-603, 45-320	30-503	85-037, 85-017, 86-017	
RG-6 Quad Shield	45-074, 45-075	45-282, 45-603, 45-320	30-503	85-057, 85-030, 86-030	
RG-6 Plenum	45-074, 45-075	45-282, 45-603	30-503	N/A	
RG-11	45-074, 45-075	45-164, 45-510	N/A	N/A	
BNC					
RG-59, Non-Plenum	45-074, 45-075	45-520	30-502, 30-483	85-513, 85-517, 85-502	33-856, 33-880 33-881, 33-887*
RG-6 Non-Plenum	45-074, 45-075	45-520	30-483	85-545	

*Need LA-4173 adapter.

Coaxial Termination Products

Data T[®]-Cutter

45-075



45-074



Cuts round communication cable and maintains cable geometry for better cable performance. Data T[®]-Cutter cuts multi-pair cable up to .500 in. (12.7 mm) and coaxial cable up to RG-9/U. Blade cutting capabilities suitable for soft cables (not ACSR).

- Steel reinforced center conductors can be trimmed with bolt cutting holes
- Cushioned comfort grip handles
- Locking latch keeps tool closed in pouch

Description	Cat. No.
Data T [®] -Cutter	45-074
Data T [®] -Cutter II	45-075

Center Conductor Cutter

Trims coax center conductor to 3/16 in. (4.8 mm) length for proper installation into a dual crimp coax connector.



Description	Cat. No.
Center Conductor Cutter	35-060

Economy Coax Cable Stripper

- For RG-6, RG-6 Quad and RG-59
- No adjustment required
- Strips center conductor & cable jacket



Description	Cat. No.
Coax Cable Stripper	45-320
Coax Connector Kit w/four RG-6 Push-On F-Connectors	33-320

Toggle[®] Coax Strippers

- Toggle[®] Tools for stripping Ethernet, Thinnet, RG-62 or RG-59 coax cable and other cable sizes



Description	Cat. No.
Coax Stripper for RG-8/11U	45-510
Coax Stripper for RG-6	45-513

Mini Coax Stripper

- Adjustable stripper for mini coax cable



Description	Cat. No.
Mini Coax Stripper	45-529

Coax/UTP Cable Stripper

- Features a primary and secondary active strip cartridge
- Strips UTP, RG-59, RG-6 Quad and RG-6 coax cable
- Rotates easily around finger
- Push-on ring for easy connector termination



Description	Cat. No.
Coax/UTP Cable Stripper	45-603
RG-6/6Q/59 Replacement Cartridge	LB-2726
UTP Replacement Cartridge	LB-2727

Coax Stripmaster[®] Wire Strippers

- Speeds 2-step cable stripping
- Spring-action operation grips and strips in one motion
- Knife-type blades feature multiple hole diameters sized for two step removal of outer jacket insulation and center conductor



Description	Coax Cable Type (RGU)	Repl. Blade Cat. No.	Cat. No.
Coax Stripmaster [®] for RG-6	RG-6	LB-740	45-262
Coax Stripmaster [®] for RG-59	RG-59	LB-743	45-265
Coax Stripmaster [®] for RG-6 Quad Shield	RG-6 Quad Shield	LA-3953	45-282

Round Cable Slitting and Ringing Tool

- Cuts around cable jacket as well as slits the length of jacket for easy removal
- Use with single or multiple conductor cable up to 1.75 in. O.D.
- Blade adjusts for jacket thicknesses up to .125 in.
- Spare blade in handle base



Description	Cat. No.
Round Cable Slitting and Ringing Tool	45-144
Replacement Blades for 45-144 (2/pkg.)	LB-1748

Coax Strippers

- Specific adjustments needed for each cable size



Description	Replacement Cassette	Cat. No.
Coax Stripper - 3 Step • For crimp BNC and TNC conn. • Strips braid 0.240 in. or 6mm and Dielectric 0.240 in. or 6mm	45-522 (Black)	45-520
Coax Stripper - 3 Step • For dual crimp BNC/TNC and Thinnet BNC conn. • For 735A Belden [®] cable • Strips braid 0.328 in. or 8.2mm and dielectric 0.109 in. or 2.7mm	45-523 (Brown)	45-521
Coax Stripper - 2 Step • For F-Type, many single crimp BNC/TNC's, Twist-on BNC/TNC's, Twinax and UHF conn. • Strips 0.250 in. or 6.35mm	45-524 (Blue)	45-526

UTP/STP/Coaxial Cable Strippers

- Adjustable blades can be set for any depth to help ensure nick-free strips



Description	Typical RG Cables	Cat. No.
Coaxial Cable Stripper, up to 1/8 in. (3.2mm) O.D.	RG-174, RG-187	45-162 (Gray)
Coaxial Cable Stripper, 1/8 in. (3.2mm) to 7/32 in. (5.556mm) O.D.	RG-58 Mini Coax	45-163 (Blue)
Coaxial Cable Stripper, 1/4 in. (6.4mm) to 9/16 in. (14.3mm) O.D.	RG-11, RG-8	45-164 (Blue)
Cable Stripper, 3/16 in. (4.8mm) to 5/16 in. (8mm) O.D.	RG-59, UTP Cable	45-165 (Black)
Replacement Blade Set* for 45-162, 45-163, 45-165	—	L-9225
Replacement Blade Set* for 45-164	—	L-9226

*A set of blades consists of three straight blades and one round blade.

Coax Strip and Crimp Tool

- Precision, form-ground stripping holes remove outer jacket and insulation from RG-59 and RG-6 coaxial cable
- Durable blades cut copper-coated steel conductors
- Three crimping nests for crimping F-connectors and ring terminals
- Cushioned, comfort-grip handles



Description	Cat. No.
Coax Strip & Crimp Tool	30-433
Coax Strip & Crimp Tool Kit w/ten RG-6 F-Connectors	30-433F

4-Way Indent Crimp Tools

Crimp solid barrel contacts for RS232 interface connectors. Feature four-way indent dies (per MS22520 specifications), full cycle ratchet, built-in pin and socket locator and comfort-grip handles.



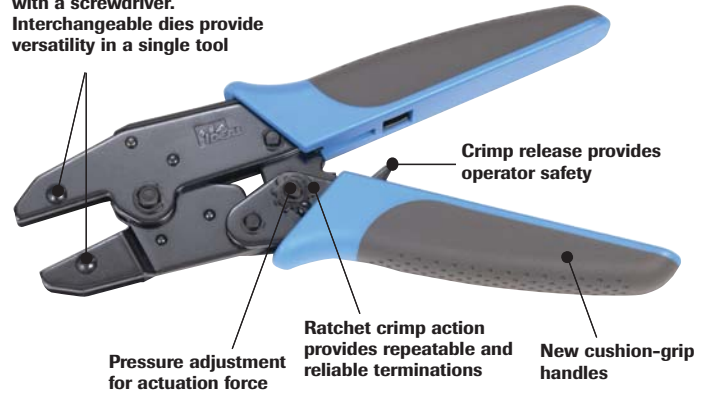
35-465

- High-grade steel construction for outstanding performance

Description	Cat. No.
20-26 AWG (.519 mm ² - .128 mm ²) RS232 D-sub Round Barrel Contacts, Pins or Sockets	35-465
16-22 AWG (1.31 mm ² - .324 mm ²) Round Barrel Contacts, Pins, Sockets and Deutsch 16 Pin Contacts	35-466
Trompeter BNC Connector Center Pins	35-468

Crimpmaster™ Crimp Tool Replacement Die Sets

Dies change quickly and easily with a screwdriver. Interchangeable dies provide versatility in a single tool



Coaxial Termination

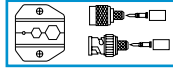
Description	Tool Cat. No.	Replacement Die Set Cat. No.
22-10 AWG (.324mm ² - 5.261mm ²) fully insulated slide-on connectors	—	30-594
Insulated Terminal Crimp Tool with built-in locator	30-479	—
22-12 AWG (.324mm ² - 3.31mm ²) Non-insulated open barrel crimp style connectors	—	30-586
RG-58, 59, 62 Non-plenum Cambridge BNC/TNC connectors	30-481	30-573
RG-8/11, RG-213, RG-216 Ethernet Thickwire, N-Series type plugs and jacks	30-482	30-577
RG-9, Belden® 8281® and RG-6 Cable, 50 & 75 Ohm	30-483	30-578
RG-58 and RG-174 cable for 50 and 75 Ohm cables	—	30-587
RG-174 Mini-59 Hex BNC/TNC coax connector	30-485	30-576
RG-58 and RG-59 Plenum cables, Thinwire PVC Hex	—	30-591
16-26 AWG (1.31mm ² - 1.28mm ²) Miniature insulated rings and splices	—	30-572
22-10 AWG (.324mm ² - 5.261mm ²) Insulated ring tongue terminals and splices	30-500	30-579
22-8 AWG (.3mm ² - 8mm ²) Non-insulated terminals and splices	—	30-580
RG-58 RG-59/62AU BNC/TNC 3-Piece Hex type connectors	30-502	30-581
CATV RG-59 and RG-6 Captive Ring F-connectors	30-503	30-582
RG-6, RG-174, Belden-Type RG-8281 cables	—	30-570
Mini UHF and BNC/TNC 5 cavity	—	30-593
30-18 AWG, Open barrel pins and sockets	—	30-599

Coaxial Termination Products

Crimpmaster™ Crimp Tool Replacement Die Sets

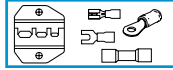
30-570 (Tool w/die N/A)

RG-6, RG-174, Belden-Type RG-8281 cables, Hex. 0.324 (8.23 mm), 0.178 (4.52 mm), 0.068 (1.73 mm)



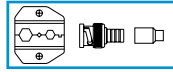
30-572 (Tool w/die N/A)

16-26 AWG (1.31 mm² - .128 mm²) miniature insulated rings, spade and butt splices



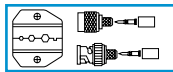
30-573 (Tool w/die 30-481)

Cambridge CP-88, CP-89 BNC/TNC coax connectors with RG-58, RG-59/62 AU cables (Hex 0.305 (7.75 mm), 0.068 (1.73 mm), 0.228 (5.79 mm))



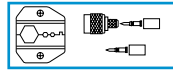
30-576 (Tool w/die 30-485)

RG-174, Mini 59 BNC/TNC Connectors, Hex. 0.178 (4.52 mm), 0.128 (3.25 mm), 0.068 (1.73 mm)



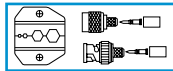
30-577 (Tool w/die 30-482)

N-Series and RG-8/11 Connectors, Hex. 0.429 (10.90 mm), 0.100 (2.54 mm), 0.080 (2.03 mm)



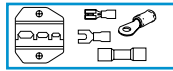
30-578 (Tool w/die 30-483)

RG-59, RG-6, and 8281 50 and 75 OHM cables (Hex. 0.324 (8.23 mm), 0.255 (6.48 mm), 0.068 (1.73 mm), 0.042 (1.07 mm))



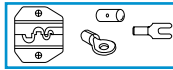
30-579 (Tool w/die 30-500)

22-10 AWG (.324 mm² - 5.261 mm²) insulated terminals/ color coded nests



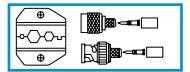
30-580 (Tool w/die N/A)

22-8 AWG (.3 mm² - 8 mm²) non-insulated terminals



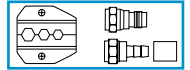
30-581 (Tool w/die 30-502)

RG-58, RG-59/62, BNC/TNC Coax Connectors, Hex. 0.255 (6.48 mm), 0.213 (5.41 mm), 0.068 (1.73 mm)



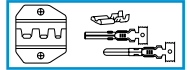
30-582 (Tool w/die 30-503)

F-type CATV RG-59, RG-6 Connectors, Hex. 0.350 (8.89 mm), 0.320 (8.13 mm), 0.255 (6.48 mm)



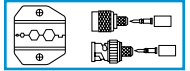
30-586 (Tool w/die N/A)

22-12 AWG (.324 mm² - 3.31 mm²) Non Insulated Open Barrel Connectors, Commercial Type



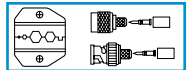
30-587 (Tool w/die N/A)

RG-58, RG-174 and RG-8218 for both 50 and 75 ohm cables (Hex 0.213 (5.41 mm), 0.178 (4.52 mm), 0.068 (1.73 mm), 0.042 (1.07 mm))



30-591 (Tool w/die N/A)

Plenum and Non-Plenum Thinwire Cables RG-58 and 59 (Hex. 0.213 (5.41 mm), 0.190 (4.83 mm), 0.068 (1.73 mm), 0.042 (1.07 mm))



30-593 (Tool w/die N/A)

Mini UHF and BNC/TNC 5 cavity, Hex. 0.052 (1.32 mm), 0.068 (1.73 mm), 0.100 (2.54 mm), 0.213 (5.41 mm), 0.255 (6.48 mm)



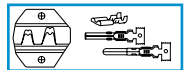
30-594 (Tool w/die N/A)

Fully Insulated quick disconnect terminals with thinner wire barrels 22-10 AWG (.324 mm² - 5.261 mm²)



30-599 (Tool w/die N/A)

30-18 AWG (.205 mm² - 2.08 mm²) Open Barrel Pins and Sockets



F-Series Coaxial Crimp Connectors

F-Series Connectors utilize threaded couplings and cable conductors as contacts for CATV and other UHF applications.

	Description	Qty.	Cat. No.
	F-Series, Twist-on Plug, RG-59	Card of 4	84-018
		Card of 10	85-035
	F-Series, Crimp Plug, RG-59	Card of 4	84-016
		Card of 10	85-036
		Card of 50	85-016
	F-Series, Crimp Plug, RG-6	Card of 4	84-017
		Card of 10	85-037
		Card of 50	85-017
		Box of 100	86-017
	F-Series, Crimp Plug, RG-6, Quad Shield	Card of 4	84-030
		Card of 10	85-057
		Card of 50	85-030
		Box of 100	86-030
	F-Series, Female Adapter	Card of 10	85-031
	F-Series, Terminator	Card of 10	85-038
	F-Type, Twist-on RG-6	Card of 4	84-039
		Card of 10	85-053
		Card of 50	85-039
		Box of 100	86-039

OmniSeal™ Pro Compression Tools

The new IDEAL OmniSeal™ Compression Tools now offer additional features and increased connector compatibility in a smaller, more compact tool designed to meet the demands of the professional installer. OmniSeal requires no calibration or accessory attachment to terminate IDEAL branded compression connectors. Most other manufacturers compression connectors can be terminated with an easy plunger depth adjustment. The simple intuitive design combined with its size and universal connector acceptance makes this the only compression tool needed by professional installers.

- Factory preset to work with ALL IDEAL compression connectors
- Compress F-type, RCA, BNC and Mini connectors
- Adjustable to fit other manufacturer's connectors – no accessory adapters required
- Connectors approved for use by most satellite and cable TV companies

Description	Qty.	Cat. No.
OmniSeal™ Pro XL Compression Tool	1	30-793
OmniSeal™ Pro Compression Tool	1	30-603

	BNC	F-Type	RG11	RCA	Mini Coax
OmniSeal™ Pro XL 30-793	✓	✓	✓	✓	✓
OmniSeal™ Pro 30-603		✓	✓	✓	✓



OmniSeal Pro 30-603



OmniSeal Pro XL 30-793



OmniSeal™ Compression Tools

- Lightweight and durable composite material
- High leverage design reduces hand fatigue



Feature	OmniSeal™ XL 30-703	OmniSeal™ 11 30-720
For RG-6 & RG-59 Cables	X	X
Compresses RCA & F-Connectors	X	X
Compresses BNC Connectors	X	—
Works with IDEAL and PPC brand RCA connectors	X	X
For RG-11 cables	—	X

Economy Compression Tool

- Easily compresses series 6 and 59 coax compression F-connectors
- Permanent connection – never comes loose
- Works with most brands of compression connectors



Description	Cat. No.
Economy Compression Tool	30-633
Economy Compression Tool Kit - Includes four CMP RG-6 Connectors	33-633

Coaxial Termination Products

Universal Compression Connectors

- Four universal connectors terminate all plenum RG-6, RG-6, RG-59 and RG-11 braid types from 60% through quad shielding
- One connector for all cable types within a given RG series
- Approved by most satellite and cable TV companies
- Approved for indoor/outdoor use



Description	Qty.	Cat. No.
Universal RG-59 Compression Connectors	Jar of 50	89-059
	Jar of 100	89-159
Universal RG-6 Compression Connectors	Jar of 50	89-060
	Jar of 100	89-160
Plenum RG-6 Compression Connectors	Jar of 50	89-060P
	Jar of 100	89-160P
Universal RG-11 Compression Connectors	Clam of 10	89-011

CMP Compression Connectors

- Approved for use by most cable TV and satellite companies
- RF signal containment ensures strong signal
- Permanent connections do not pull off or come loose
- One-piece design for quick installation
- Compression port seal provides a water-tight seal for outdoor applications



Description	Qty.	Cat. No.
RG-59 Compression F-Connector	50	89-054
RG-59 Compression F-Connector	100	89-104
RG-6 Compression F-Connector	4	89-015
RG-6 Compression F-Connector	10	89-035
RG-6 Compression F-Connector	50	89-055
RG-6 Compression F-Connector	100	89-105
RG-6 Quad Compression F-Connector	4	89-016
RG-6 Quad Compression F-Connector	50	89-056
RG-6 Quad Compression F-Connector	100	89-106

Compression F-Connector Port Seals

- For use with IDEAL RG-6, RG-6 Quad and RG-59 F-Style compression connectors to make connections water tight



Description	Qty.	Cat. No.
Port Seals	5	89-026

BNC Compression Connectors

- Color coded by cable series for easy identification
- Approved for indoor/outdoor use



Description	Qty.	Cat. No.
BNC RG-6 Compression Connector	Clam of 15	89-057
BNC RG-6 Compression Connector	Jar of 50	89-5057
BNC RG-59 Compression Connector	Clam of 15	89-058
BNC RG-59 Compression Connector	Jar of 50	89-5058

Mini Compression Connectors

- For use with most 21-25 AWG mini coax cable
- Body is nickel plated for outstanding corrosion resistance
- Mini RCA head is gold plated for superior contact performance
- Bandwidth is 5 MHz - 3 GHz, Impedance is 75 Ohms (nominal), return loss min. -30 dB @ 3 GHz



F-Connector

RCA Connector

Description	Qty.	Cat. No.
Mini Compression F-Connector	10	89-014SM
Mini Compression RCA Connector	10	89-014SMRCA

Push-on F-Connectors

- Permanent connection
- No termination tool needed



Description	Qty.	Cat. No.
RG-6 Push-on F-Connectors	4	85-065
RG-6Q Push-on F-Connectors	4	85-066
RG-59 Push-on F-Connectors	4	85-067
RG-6 Push-on F-Connectors	50	89-165
Coax Connector Kit w/Economy Coax Stripper & four RG-6 Push-On F-Connectors	—	33-320

Coax Connector Tool - F & BNC

- Works on compression and hex connectors
- Makes attaching (and detaching) connector to equipment easier
- Aids in installing CATV connectors on coax cable
- New comfort grip handle



Description	Cat. No.
Coax Connector Tool - F & BNC — 8 in. overall (3 in. blade)	35-046

Cable TV Splitters



Description	Qty.	Cat. No.
CATV Cable Splitter, 5-900 MHz, 2-Way	Card of 1	85-032
	Box of 10	86-432
CATV Cable Splitter, 5-900 MHz, 3-Way	Card of 1	85-033
	Box of 10	86-433
CATV Cable Splitter, 5-900 MHz, 4-Way	Card of 1	85-034
High Performance Cable Splitter, 5MHz-1GHz 2-Way	Card of 1	85-132
	Box of 10	86-132
High Performance Cable Splitter, 5MHz-1GHz 3-Way	Card of 1	85-133
	Box of 10	86-133
High Performance Cable Splitter, 5MHz-1GHz 4-Way	Card of 1	85-134
	Box of 10	86-134

Satellite and Digital TV Splitters



- Designed for easy mounting over cable
- All ports are F female connectors, 75Ω
- Two grounding screws eliminate the need for grounding block
- Includes two mounting screws (Phillips/slotted head)

Description	Qty.	Cat. No.
2-Way, 5MHz - 2.3GHz	1	85-332
3-Way, 5MHz - 2.3GHz	1	85-333
4-Way, 5MHz - 2.3GHz	1	85-334

8-Way Digital Cable Splitter

- Nickel-plated housing
- High-performance impedance-balanced Printed Circuit Board design
- Bandwidth: 5MHz - 1 GHz
Impedance: 75 Ohm
- Over 120 dB of RFI shielding
- Low insertion loss
- Splits signals up to 8 outlets
- Terminators (85-038) needed for all unused ports for optimal performance



Description	Cat. No.
Digital Cable Splitter, 8-Way	85-138

Diplexer, 2.3 GHz




- Combine or split cable/antenna signals with satellite signals
- High quality PCB design
- Corrosion-resistant sealed construction
- Nickel-plated die-cast zinc housing
- Grounding hole for up to 6 AWG wire



Description	Cat. No.
Diplexer, 2.3 GHz, SATV/TV Combiner Splitter	85-323

Grounding Block

- Solid zinc alloy, nickel plated and chromate finished
- High performance 360° beryllium copper contact
- Excellent electrical performance 0 - 3,000 MHz
- UL/CSA approved



Description	Cat. No.
2-Port Grounding Block for F-Connectors	85-311

CATV Wall Plates



85-205 85-220 85-239 85-232

Telephone Wall Plates are listed and approved by the Underwriter's Laboratories and contain 50 micro inches of gold plating on the contacts.

Description - Standard Size 2-3/4 in. x 4-1/2 in.	Color	Qty.	Cat. No.
CATV Coax	Ivory	Card of 1	85-200
		Box of 100	86-200
	White	Card of 1	85-201
		Box of 100	86-201
	Almond	Card of 1	85-220
		Box of 100	86-220
Dual CATV Coax	Ivory	Box of 100	86-202
		Box of 100	86-203
	Ivory	Card of 1	85-204
		Box of 100	86-204
	White	Card of 1	85-205
		Box of 100	86-205
Almond	Card of 1	85-222	
	Box of 100	86-222	
Description - Mid-Size 3-1/8 in. x 4-7/8 in.	Color	Qty.	Cat. No.
Combo CATV/RJ11	Ivory	Card of 1	85-241
		Box of 100	86-241
	White	Card of 1	85-236
		Box of 100	86-236
	Almond	Card of 1	85-232
		Box of 100	86-232
CATV Coax	Ivory	Card of 1	85-239
		Box of 100	86-239
	White	Card of 1	85-234
		Box of 100	86-234
	Almond	Card of 1	85-230
		Box of 100	86-230
Dual CATV Coax	White	Box of 100	86-235

Coaxial Termination Products

Economy Data and CATV Kit



Kit 33-915 Includes:

Description	Qty.	Cat. No.
Data T [®] -Cutter	1	45-074
Economy Coax Stripper	1	45-320
Economy UTP Stripper	1	45-167
Non-Impact Turn-Lock™ Tool w/110 Blade	1	35-492
Telemaster™ Telephone Tool	1	30-496
Economy Compression Tool	1	30-633
Mechanics Bag	1	35-535

Basic Data and Video Kit



Kit 33-916 Includes:

Description	Qty.	Cat. No.
Data T [®] -Cutter	1	45-074
UTP Stripper	1	45-165
Stripmaster [®] Wire Stripper for RG-6	1	45-262
Punchmaster™ II Punch Down Tool w/110 Blade	1	35-485
OmniSeal™ Pro XL Compression Tool	1	30-793
TRACEtone™ Tone Generator & Amplifier Probe	1	62-140
VDV Multimedia Cable Tester	1	33-856
Journeyman Electrician's Tote™	1	35-462

Compression Connector Installation Kit



Kit 33-623 Includes:

Description	Qty.	Cat. No.
Data T [®] -Cutter	1	45-074
Coax Cable Stripper	1	45-320
Economy Compression Tool	1	30-633
Pouch w/belt clip	1	—

Data/Video Kit



Kit 33-917 Includes:

Description	Qty.	Cat. No.
Data T [®] -Cutter	1	45-074
Twist-a-Nut™ 7-in-1 Screwdriver	1	35-908
UTP Stripper	1	45-165
Coax Stripper w/Replaceable Cartridge	1	45-526
Punchmaster™ II Punch Down Tool w/110 Blade	1	35-485
110/66 Blade Combo Punch Down Blade	1	35-407
Crimpmaster™ Crimp Tool for RJ-45 Modular Plugs	1	30-522
OmniSeal™ Pro XL Compression Tool	1	30-793
Probe Pic and Spudger	1	35-473
Coax Connector Tool - F & BNC	1	35-046
VDV MultiMedia Cable Tester	1	33-856
Amplifier Probe	1	62-164
Electrician's Scissors w/Stripping Notch	1	35-088
Large Mouth Bag — 13 in.	1	35-410

Economy CATV Compression Kit



Kit 33-621 Includes:

Description	Qty.	Cat. No.
Economy Compression Tool	1	30-633
Data T [®] -Cutter	1	45-074
Economy Coax Stripper	1	45-320
Zipper Pouch	1	35-402
RG-6 CMP Compression Connectors	4	89-015

Crimpmaster™ F-Type (CATV) Connectors Kit



Kit 33-400 Includes:

Description	Qty.	Cat. No.
Crimpmaster™ CATV Crimp Tool	1	30-503
F-Connector, Crimp-on RG-59 Plugs	20	85-016
F-Connector, Crimp-on RG-6 Plugs	20	85-017

Residential Compression Kit



Kit 33-625 Includes:

Description	Qty.	Cat. No.
OmniSeal™ Pro Compression Tool	1	30-603
Mechanic's Tool Bag	1	35-535
Data T [®] -Cutter	1	45-074
Coax Stripmaster [®] Wire Stripper for RG-6	1	45-262
Stripmaster [®] RG-6 Quad Shield Repl. Blade	1	LA-3953
Universal RG-6 Compression Connectors	50/jar	89-060

Economy Compression Kit



Kit 33-620 Includes:

Description	Qty.	Cat. No.
Economy Tool	1	30-633
Data T [®] -Cutter	1	45-074
Coax Stripper	1	45-526
RG-59 Compression F-Connectors	10	89-054
RG-6 Quad Compression F-Connectors	10	89-056
RG-6 Compression F-Connectors	20	89-055

Service Compression Kit



Kit 33-630 Includes:

Description	Qty.	Cat. No.
Universal RG-6 Compression Connectors	50	89-060
Plenum RG-6 Compression Connectors	10	89-060P
BNC RG-59 Compression Connectors	10	89-058
BNC RG-6 Compression Connectors	10	89-057
OmniSeal™ Pro XL Compression Tool	1	30-793
Compression F-Connector Port Seals	5	89-026
Data T [®] -Cutter	1	45-074
Coax Stripmaster [®] Wire Stripper for RG-6	1	45-262
Replacement Blade for 45-262	1	LA-3953

Cable Service/Termination Kit



Kit 33-861 Includes:

Description	Qty.	Cat. No.
Data T [®] -Cutter	1	45-074
Center Conductor Cutter	1	35-060
UTP/Coax Stripper	1	45-165
Coax Stripper w/black cassette	1	45-520
Crimpmaster™ RG-58/59 Crimp Tool	1	30-502
2, 4, 6-Position Die Set for RJ-11 Plugs	1	30-556
8-Position Die Set for RJ-45 Plugs	1	30-559
Punchmaster™ II Punch Down Tool w/66 Blade	1	35-487
Punchmaster™ II 110 Blade only	1	35-495
ABS™ Signal Thrower™	1	62-184
ABS™ Tester	1	62-180
LinkMaster™ Tester w/Remote	1	62-200
Cable Assemblies	1	K-7921

Twisted Pair/Coax Termination Kit



Kit 33-869 Includes:

Description	Qty.	Cat. No.
Data T [®] -Cutter	1	45-074
Scissors w/Stripping Notch	1	35-088
Center Conductor Cutter	1	35-060
UTP/Coax Stripper	1	45-165
Coax Stripper w/Black Cassette	1	45-520
Crimpmaster™ Frame Only	1	30-506
2, 4, 6-Position Die Set for RJ-11 Plugs	1	30-556
8-Position Die Set for RJ-45 Plugs	1	30-559
RG-58/59/62 BNC Die Set	1	30-581
Punchmaster™ II w/110 Blade	1	35-485
Punchmaster™ II 66 Blade Only	1	35-497
ABS™ Signal Thrower™	1	62-184
ABS™ Tester	1	62-180
ZipKit™ Carrying Case	1	35-419

Coaxial Termination Products

RG-6 Push-on Connector Kit



Kit 33-320 Includes:

Description	Qty.	Cat. No.
RG-6 Push-On Connectors	4	85-065
2-Step 59 & 6 Series Stripper	1	45-320

Pro Installer Kit



Kit 33-945 Includes:

Description	Qty.	Cat. No.
Large Mouth Bag – 18 in.	1	35-427
110/66 Blade	1	35-407
66 Blade only	1	35-497
Punchmaster™ II 110 Blade only	1	35-485
Lever™-Snips Electrician's Scissors	1	35-087
Probe Pic and Spudger	1	35-473
UTP/STP Stripper	1	45-165
7-in-1 Twist-a-Nut™ Screwdriver/Nutdriver	1	35-908
Mag-Tape™ Tape Measure	1	35-238
Torpedo Level	1	35-205
Jab Saw	1	35-275
OmniSeal™ Pro XL Compression Tool	1	30-793
Coax Stripper - 2-Step	1	45-526
Smart-Grip™ Long-Nose Pliers – 7-3/4 in.	1	35-3037
Smart-Grip™ Tongue & Groove Pliers – 10 in.	1	35-3430
Tongue & Groove Pliers – 9-1/2 in.	1	35-420
Tone Generator	1	62-160
Amplifier Probe	1	62-164
Data T®-Cutter	1	45-074
Cable Splicing Knife	1	35-091
Ratchet Telemaster™	1	30-696
F-Connector Tool	1	35-046

BNC Coaxial Connectors

IDEAL coaxial connectors are available in two grades. A premium specification grade features precision machined brass bodies with nickel plating. The commercial grade consists of machined diecast components with nickel plating. A variety of connectors handle different termination types, cable size, impedance rating and attachment means.


- Connector construction covers both plenum and non-plenum cable jackets
- Captive gold center contacts provide maximum conductivity and minimal resistance
- Nickel plating resists corrosion, tarnish and ensures signal quality
- Meets military specifications. MS39012 and MIL202 where applicable.
- Available in both small and bulk quantities to suit a range of application requirements


	Connector Type	Cable Type	Center Conductor	Jacket	Connector Impedance	Connector Grade	Insulation	Model	Qty.	Cat. No.
	BNC Plug	RG-58	20 AWG Solid	Non-Plenum	50 Ohm	Commercial	Delrin	IA-3620	Bag of 5	85-490
	BNC Plug	RG-58	20 AWG Solid	Non-Plenum	50 Ohm	Specification	Delrin	IA-3621	Bag of 5	85-491
	BNC Plug	RG-59	20 AWG Solid	Non-Plenum	75 Ohm	Commercial	Delrin	IA-3617	Bag of 5	85-502
	BNC Plug	RG-59	20 AWG Solid	Plenum	75 Ohm	Commercial	Delrin	IA-3618	Box of 100	86-502
	BNC Plug	RG-59	22-23 AWG Solid	Non-Plenum	75 Ohm	Commercial	Delrin	IA-3624	Bag of 5	85-513
	BNC Plug	RG-59	22-23 AWG Solid	Plenum	75 Ohm	Commercial	Delrin	IA-3626	Bag of 5	85-515
	BNC Plug	RG-59	22-23 AWG Solid	Non-Plenum	50 Ohm	Specification	Delrin	IA-3592	Bag of 5	85-517
	BNC Plug	RG-6	18 AWG Solid	Non-Plenum	75 Ohm	Specification	Delrin	IA-3634	Bag of 5	85-545
	BNC Plug	Belden 8281	20 AWG Solid	Non-Plenum	75 Ohm	Specification	Delrin	IA-3636	Bag of 5	85-550
	BNC Jack	RG-59	22-23 AWG Solid	Non-Plenum	75 Ohm	Specification	Teflon	IA-3638	Bag of 5	85-553
	BNC Terminator	—	—	—	50 Ohm	Specification	Delrin	IA-3641	Bag of 5	85-556
	90° BNC Plug	RG-6	18 AWG Solid	Non-Plenum	75 Ohm	Specification	Delrin	IA-3659	Bag of 5	85-575
	BNC Tee Adapter	—	BNC Tee Adapter	—	50 Ohm	Commercial	Delrin	IA-3667	Bag of 5	85-588
	BNC Adapter		Jack to Jack		50 Ohm	Specification	Delrin	IA-3668	Bag of 5	85-590
	BNC Twist-on Plug	RG-59	22-23 AWG Solid	Non-Plenum	50 Ohm	Commercial	Delrin	IA-3677	Bag of 5	85-480

BNC/TNC & F-Series Connector Removal Tools

- BNC/TNC connector removal tools for easy access to high density locations of connectors.

Description	Cat. No.
12 in. (30.5 cm) Overall Length, 8 in. (20.3 cm) Blade Length	35-042
16 in. (40.6 cm) Overall Length, 12 in. (30.4 cm) Blade Length	35-043





Fiber Optic Products

Simplex/Duplex 3mm Jacket Stripper



- Designed to remove the jacket from 3mm Simplex or Duplex (zip cord) fiber optic cable
- Form-ground, knife-type blades for accurate easy stripping without damaging the fiber or Kevlar® strength member
- Contoured, comfort-grip handles to reduce operator fatigue

Description	Cat. No.
Simplex/Duplex 3mm Jacket Stripper	45-349

Note: Kevlar® is a registered trademark of DuPont.

Stripmaster® Ribbon Fiber Jacket Stripper



- Removes jacket from Ribbon Fiber without damage to the Kevlar® strength member of the Ribbon Fiber

Note: Frame and blade-set sold separately.

Description	Cat. No.
Stripmaster® Frame only	L-5620
Blade-set for use with Corning Plenum and Riser Ribbon Fiber Cable	LB-1152
Blade-set for use with Corning "Fanout" Ribbon Cable	LB-1153

Note: Kevlar® is a registered trademark of DuPont.

Serrated Cutter (For Kevlar®) with Breaker Notch



- Two-Step process significantly increases the life of this rugged tool
- Superior quality high-carbon stainless steel with molybdenum and vanadium provides the super-hard edges needed to stand up to the demands of today's market
- Textured cushioned-grip handles
- Value-priced for contractors, cable assembly houses, fiber installers/technicians and tool kits

Description	Cat. No.
Serrated Cutter w/Breaker Notch (Patent pending)	45-344

Note: Kevlar® is a registered trademark of DuPont.

MiniLite-Strip™ Optical Fiber Stripper



- Small strip notch engineered and precision-ground to strip 900 micron or 250 micron buffer coatings from 125 micron fiber
- Larger round strip notch machined to remove the 3mm outer jacket
- Strip notches pre-set and locked, no field adjustment necessary

Description	Cat. No.
MiniLite-Strip™ Optical Fiber Stripper	45-352

Lite-Strip™ Optical Fiber Stripper




V-notch blades strip a wide range of outer cable jacket. Precision-ground, replaceable knife-type blades strip tight buffer tube insulations (900µm). Also strips mechanically strippable coatings from 250 microns to 900 microns.

- Replaceable precision-ground blades cleanly strip buffer coatings
- New funneled hole makes cable insertion easier
- Improved spring mounting returns handles to original position after every application
- One-step, 900 micron stripping hole provides broader stripping range
- Extra durable to withstand normal drops without requiring tool realignment
- New gauge color makes fiber and hole identification easier
- Improved comfort-grip handles for an easier, more comfortable stripping process

Description	Fiber Sizes	Cat. No.
Lite-Strip™ Optical Fiber Stripper (900µm/250µm)	125µm, 140µm	45-350

Cable Strippers

45-162



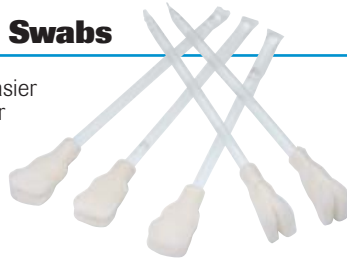
This lightweight, compact stripper is inexpensive and simple to operate.

- Adjustable blades can be set for any depth to help ensure nick-free strips
- Use with twisted-pair wire, tightly wrapped stranded cables, CATV cable, CB antenna cable, SO, SJ, SJT and other types of flexible power cords
- Includes three straight and one round blade

Description	Cat. No.
Cable Stripper, up to 1/8 in. (3.2 mm) O.D., Gray	45-162
Cable Stripper, 1/8 in. (3.2 mm) to 7/32 in. (5.556 mm) O.D., Blue	45-163
Replacement Blade Set for 45-162, 45-163, 45-165	L-9225

Split-Tip Fiber Optic Swabs


- Split-tip design cleans fiber easier and more efficiently than other methods
- Tube/handle is pre-loaded with 99% isopropyl alcohol
- A single swab can be used for many cleanings or until the alcohol is gone



Description	Qty.	Cat. No.
Split-Tip Fiber Optic Swabs	20/bag	45-360

DualScribe™ Double-Ended Fiber Optic Scribes

- Three professional quality blade styles to choose from to meet your specific needs – Ruby, Sapphire, Carbide
- Color-coded handles for quick, easy identification
Red – Ruby
Blue – Sapphire
Black – Carbide
- 30° single bevel – DualScribe™ reversible blade doubles tool life
- Soft non-slip grip provides precise control during scribing
- Clear safety cap protects the blades from damage when not in use



Description	Handle Color	Cat. No.
Ruby Blade Fiber Optic Scribe	Red	45-357
Sapphire Blade Fiber Optic Scribe	Blue	45-358
Carbide Blade Fiber Optic Scribe	Black	45-359

Plastic Polishing Fixture

- Universal fitting accepts all ST®, SC and FC connectors with 2.5mm ferrules
- Economically priced
- Grooved face for polishing efficiency
- Precision tool used by manufacturers, contractors and in tool kits



Description	Cat. No.
Plastic Polishing Fixture	45-342

Note: ST® is a registered trademark of AT&T.

Stainless Steel Polishing Fixture for Optical Fiber ST® and SC Type Connectors

Produces polished fiber optic ST® and SC type connectors for optimum connector performance.

- Precision-machined, stainless-steel disk provides accurate polishing angle for desired end face finish
- Stainless-steel hardness maintains long life and resists uneven wear
- Stepped surface reduces drag and friction for easier polishing




Description	Qty.	Cat. No.
Polishing Fixture for Optical Fiber SC/ST® Type Connectors	1	45-341

Note: ST® is a registered trademark of AT&T.

Polishing Films for Fiber Optic Connectors

- For optimum connector polishing results, we recommend a three-step procedure using 0.5µm, 3µm and 12µm 3" x 6" aluminum oxide polishing films
- Lot-to-lot consistency in our films means repeatable connector finishes on ceramic, stainless steel, plastic and composite ferrules
- A single sheet will typically yield 10 to 20 connectors when using the recommended 3-step procedure



Description	Color	Qty.	Cat. No.
0.5µm, 3" x 6", Aluminum Oxide	Ivory	20 films/sleeve	45-337
3.0µm, 3" x 6", Aluminum Oxide	Lt. Yellow	20 films/sleeve	45-338
12µm, 3" x 6", Aluminum Oxide	Lt. Red	20 films/sleeve	45-339

Fiber Inspection Microscope

45-332



- 100X magnification for viewing multimode connectors
- Includes 2.5mm connector “Universal Adapter” for FC, ST® and SC style connectors
- Oblique illumination provides excellent view of ferrule cleanliness and core condition
- Rugged, rubberized metal housing, precision glass optics and a built-in laser safety filter
- White LED illumination delivers 100,000 hours bulb life
- Soft padded carrying case included
- Battery life 48+ hours
- Compact size 7.5” x 1.96” x 1.18”
- Optional 200X Conversion Eyepiece threads on for viewing finish/polish of singlemode connectors

Description	Cat. No.
Fiber Inspection Microscope	45-332
1.25mm Connector Adapter — LC Connectors	45-334
MTRJ-Style Connector Adapter	45-335
200X Conversion Eyepiece for Singlemode Connectors	45-336

Note: ST® is a registered trademark of AT&T.

VFF5 Visual Fault Finder

Laser light source used to locate breaks, faulty splices and crimps

- Universal 2.5mm interface connects directly to ST®, SC and FC connectors
- Assists in the termination of “no-polish” connectors by indicating proper cleave alignment in connectors such as the MTRJ
- Non-roll design — essential for bench top use when terminating mechanical splices or internal-splice connectors
- Rugged, metal body with protective Santoprene® over-sleeve
- Battery and case included



Description	Cat. No.
Visual Fault Finder	VFF5

Note: ST® is a registered trademark of AT&T.

D



SIGNALTEK FO
IDEAL 03/20/2006 11:56

AutoTest Manual Job Setup
Cable 1001

Fiber	Test	Result
	Wiremap/Length	Running
	Link Establishment	Pending
	DHCP	Pending
	Ping	Pending

Run TEMP Copy Recall Test Setup

Test Equipment

SIGNALTEK™-FO Multimedia Qualification Tester



SIGNALTEK-FO is the first Qualification tester that offers both copper and fiber optic testing; and SIGNALTEK-FO does it for less than the price of an Optical Test Set alone.

- Fiber Optic and Copper Gigabit Qualification – Qualify copper and fiber-optic cabling to IEEE 802.3 standards
- Multimedia Gigabit Qualification (Multimode and Single Mode capability) – Qualify short and long range cabling to a distance of up to 10km
- BERT and Optical Attenuation Measurements – Perform Bit Error Rate Testing and decibel (dB) loss measurements of optical links.
- Dual Wavelength Capability – available in both 850nm and 1300nm wavelengths to support virtually all LAN and campus fiber applications.
- Small Form factor Pluggable (SFP) modules are compact, light-weight and field changeable.
- Storage and Reporting for Thousands of Reports – Store and print Qualification reports for copper and fiber jobs using internal memory or USB “thumb-drives”.



Description	Cat. No.
SIGNALTEK™-FO w/850 Modules	33-981
SIGNALTEK™-FO w/13X0 Modules	33-982
SIGNALTEK™-FO w/850 & 13X0 Modules	33-983
SIGNALTEK™-FO w/o Modules (Fiber-Ready)	33-987

#33-983



SIGNALTEK™-FO Specifications

Ports/Connections

- USB A/B, DC power input
- Shielded RJ-45 Port: Supports 10/100/1000Mbps Ethernet connections
- Small Form-factor Pluggable (SFP): Supports IDEAL SFP modules in 850nm and 1300nm wavelengths, 1000Mbps Ethernet

SFP-850 – 850nm Module

- Class 1 Laser EN60825-1
- Compatible fiber types: 50/125mm or 62.5/125mm graded index multimode fiber
- Power Output (dBm): -9.5min, -3max
- Receiver Power Range (dBm): 0 to -20
- Max Link Length: 550m (1800ft) on 50/125mm fiber; 300m (985ft) on 62.5/125mm fiber
- Operating Temperature: -10 to 85°C (14 to 185°F), 85% RH non-condensing

SFP-13X0 – 1300nm Module

- Class 1 Laser EN60825-1
- Compatible fiber types: 50/125mm or 62.5/125mm graded index multimode fiber and 9/125mm step index single mode fiber
- Power Output (dBm): -9min, -2.5max
- Receiver Power Range (dBm): 0 to -22
- Max Link Length: 550m (1800ft) on 50/125mm fiber; 300m (985ft) on 62.5/125mm fiber; 10km (6.2mi) on 9/125mm fiber
- Operating Temperature: -10 to 85°C (14 to 185°F), 85% RH non-condensing

Length Measurement

- RJ-45 Port: TDR length measurement of 1-4 pair cables to 140m/460 ft.
- SFP Port: No length measurement of fiber optic cables

Bert Error Rate Measurements

- Copper: 10/100/1000Mbps. Error rates tested to IEEE 802.3ab standard
- Fiber: 1000Mbps. Error rates tested to IEEE 802.3ab standard.

Battery Life: Standard AA Alkaline Batteries

- Copper Testing: Approx 15 hours @ 22 tests per hour (45s Autotest)
- Fiber Testing: Recommend use of AC adapters when testing fiber

SIGNALTEK™ Cable Performance Tester

SIGNALTEK™ provides a technically innovative method to test and document performance of voice, data, video, and VoIP applications for cabling installers and network technicians. It tests the link's ability to support applications by transmitting Ethernet packets on the wire and measuring the link performance according to IEEE 802.3ab Gigabit Ethernet standard. By monitoring transmitted and received data packets, it can report the BERT (Bit Error Rate Test) for the link. It uses the latest generation of Gigabit Ethernet technology to provide the best performance to this new class of testers.



Features of SIGNALTEK™

- **Unique** - Simulate real world network traffic with full-duplex gigabit performance testing
- **Unique** - User selectable 10/100/1000 Bit Error Rate Testing (BERT) to ensure performance for all Ethernet devices
- **Unique** - Smart autotest function detects line condition and automatically chooses appropriate test to run to allow testing cable that is terminated with a SIGNALTEK remote, a network device or unterminated
- **Unique** - Save time using the remote to perform 10/100 or gigabit service detection AND initiate an Autotest when main unit is connected
- **Unique** - Maximum flexibility with two USB ports. Connect to a computer to upload test results, connect directly to a printer or connect a USB memory drive for unlimited storage
- **Unique** - Get maximum coverage with a full two-year warranty
- **Unique** - Configure multiple target IP addresses for pinging several network devices to ensure communications with servers, printers, IP cameras, home automation controls, etc.
- Offers network interrogation tools such as link establishment, port LED blink and ping
- Exceeds 100m measurement distance required by IEE 802.3ab gigabit Ethernet standard
- Easy-to-read Pass/Fail performance reports that can be stored and printed for customer documentation
- Multiple BERT configurations for VoIP, data, and video-over-IP specific testing
- Brilliant high-resolution color display visible in any lighting condition
- Uses readily available AA batteries
- Wiremap faults easily with selectable 568 A/B color coding
- TDR to accurately measure length and locate shorts and opens

SIGNALTEK™ Specifications

Cable Types

- Voice/phone cable - USOC/RJ-11/RJ-12 interface
- Data Cable - STP/UTP (RJ-45) for CAT 3/5e/6/6a/7 cabling
- Coax cable - via RJ-45 to F Patchcord, series 6, 59, 58 cabling (50/75 Ohm)

Battery Life: Standard AA Alkaline batteries

- Stand by - 90 days
- Cable testing - 30 hours
- Network monitoring - 4 hours

Physical Dimensions

- Display handset: 7.9" L x 3.6" W x 1.5" D
- Remote handset: 6.8" L x 3.5" W x 1.5" D
- Near-end Weight: 12.5 oz.

Ports/Connections

- RJ-45 test interface port
- Mini USB "A" port
- Standard USB "B" port
- DC power input for long-term network monitoring

Description	Cat. No.
SIGNALTEK™ Kit	33-974
Universal 120-240V Power Adapter	4010-00-0136
RJ-45 to 8 Head Alligator Clip	K-7920
Replacement Cable Accessory Kit - contains all original cables in SIGNALTEK™ Kit	1219-91-0003

#33-974



LANTEK® 6/6A/7G LAN Cable Certification Testers

LANTEK offers a family of high performance cable certification testers to support a full range of LAN cable testing. The LANTEK family of certification testers uses the IDEAL patented measurement system that removes the effects of ordinary patchcords, thus making channel and permanent link certification of a cable standard such as CAT6a or ISO-F possible without changing adapters. The same patented technology also makes DUALmode Testing possible so the users can get any two test results simultaneously. As a result, the LANTEK Cable Certification Testers save you money and time on the job.

- **LANTEK® 7G 1GHz** is the world's first independently verified Level IV accurate LAN cable certification tester capable of testing installations up to 1 GHz, exceeding the requirements for CAT6a/7/ISO-F.
- **LANTEK® 6A 500MHz** is a Level IIIe verified certification tester designed to support the emerging CAT6a Standard to certify LAN cabling to support applications up to 10G Ethernet.
- **LANTEK® 6 350MHz** is a Level III verified LAN certification tester designed to support up to CAT6/ISO-E cabling.

Features of LANTEK® Products

- **High-Performance LANTEK® 7G/6A/6** – sweeps to 1 GHz and supports testing requirements up to CAT 6/6a/7/ISO-F and beyond
- **Level IV/IIIe/III Accuracy** – independently verified by ETL for baseline, channel and permanent link
- **DUALmode Testing to Save Time** – reports channel and permanent link test results simultaneously
- **Test with Patchcords to Save Money** – performs CAT6A/6/5e/ISO-Ea/E/D testing with standard patchcords to achieve the lowest cost of ownership
- **Largest Internal/External Memory Capacity** – makes record management easy
- **Convenient FIBERTEK™ Accessory** – simultaneously tests two fibers for attenuation and length
- **Innovative TRACETEK™ Accessory** – performs advanced fiber fault location and troubleshooting functions



Test Equipment

Kits Include:

PACKAGE AND ACCESSORIES	LANTEK6B Basic	LANTEK6ABAS Basic	LANTEK6APREM Premium	LANTEK6ATRV Travel	LANTEK7GBAS Basic	LANTEK7GPREM Premium	LANTEK7GTRV Travel
Soft Carrying Case	✓	✓	–	–	✓	–	–
Deluxe Hard Shell Case	–	–	✓	–	–	✓	–
Airline Grade Travel Case with Wheels	–	–	–	✓	–	–	✓
64MB Compact-Flash Memory Card	–	–	✓	✓	–	✓	✓
Category 6 Universal Adapters & Reference Cables	✓	–	–	–	–	–	–
Category 6a Universal Adapters & Reference Cables	–	✓	✓	✓	✓	✓	✓
CAT7 (TERA) Adapters & Reference Cables	–	–	–	–	✓	✓	✓
Batteries	2	2	4	4	2	4	4
DUAL Bay Rapid Battery Charger	–	–	✓	✓	–	✓	✓
Headsets (2), AC Adapters (2), Hanging Straps (2), Serial Cable (1), USB Cable (1), LANTEK Reporter Software (1)	✓	✓	✓	✓	✓	✓	✓

Note: Delivery content may vary outside of US. Please contact your local IDEAL sales office for details.
The airline grade Travel Case fits in most airline overhead storage compartments.

FEATURES	LANTEK6 Basic	LANTEK6A Premium	LANTEK7G Premium
Frequency Range	350 MHz	500 MHz	1 GHz
Supports CAT7 & ISO-F	Upgradeable	Upgradeable	✓
Supports CAT6a	Upgradeable	✓	✓
Support CAT6/5e/3 and ISO-E/D/C	✓	✓	✓
Accuracy Level III/IIIe (Draft)/IV (LANTEK6/6A/7G) verified by	ETL	ETL	ETL
Support DUALmode Testing to Save Time	✓	✓	✓
Test with Patchcords to Save Money	✓	✓	✓
Screen Display Area	Best	Best	Best
CAT6 Test Storage with Graphs	500	500	500
Standard External Compact Flash Memory	Option	64MB	64MB
USB/Serial Port	✓	✓	✓
Copper TDR Trace	✓	✓	✓
Fiber Loss Measurement (FIBERTEK)	Option	Option	Option
Fiber Distance to Break (TRACETEK)	Option	Option	Option
Talk over Fiber & Copper (Full Duplex)	✓	✓	✓
Display Screen on Remote	✓	✓	✓
Troubleshooting Tone Generator on Remote	✓	✓	✓
External Rapid Battery Charger & Extra Batteries	Option	✓	✓

Other Accessories	LANTEK6/6A/7G
Soft Carry Case	3010-12-0096
Deluxe Hard Carry Case	3010-12-0092
Batteries	1219-00-1604
Serial Cable	6011-50-0031
64 MB CompactFlash Card	2112-27-0605
CompactFlash Card Reader for PC	2112-27-0604
LANTEK CAT 6/5e Channel Adapters (ea.)	0012-00-0629
LANTEK CAT 6a/6/5e Channel Adapters (ea.)	0012-00-0656
LANTEK CAT 6a/6/5e Reference Patchcords (ea.)	6011-50-0029
Talkset (2)	3010-70-0015
User Manual	6510-00-5000
Dual Bay Battery Charger	0012-00-0642
LANTEK CAT 7 TERA Testing Kit	1019-00-1105
LANTEK CAT 7 NEXANS Testing Kit	1019-00-1110
Coax Testing Adapter Kit	1019-00-0343
110 Block Testing Adapter Kit	1019-00-1112
BIX Block Testing Adapter Kit	1019-00-1114
66 Block Testing Adapter Kit	1019-00-1115



FIBERTEK™ and TRACETEK™ Advanced Fiber Test Options

Features of FIBERTEK™ Products

- Measures signal loss and length
- 850nm VCSEL light source enables Gigabit Ethernet certification on Multimode fiber
- Enables bi-directional, dual wavelength measurements
- Full duplex talkset capability
- Provides easy switching of LANTEK® Cable Tester between Copper and Fiber LAN testing
- Separate loopback testing method for high precision length
- Outstanding Temperature Compensation provides highly accurate test results in a wide variety of environments



FIBERTEKMMP Multimode Fiber Testing Premium Kit

- All of the features of the FIBERTEKMMB plus TRACETEKMM (below):

FIBERTEKSMP Singlemode Fiber Testing Premium Kit

- All of the features of the FIBERTEKSMB Plus TRACETEKSM (below):

Features of TRACETEK™ Products

- Enables LANTEK® certification testers to provide an event trace at a fraction of the price of an OTDR
- Provides easy switching of LANTEK® certification tester between FIBERTEK™ loss and length measurement and TRACETEK™
- Includes event plots that pinpoint significant losses along the fiber
- Provided with launch cable and appropriate connectors

FIBERTEK/TRACETEK PACKAGES	FIBERTEKMMB	FIBERTEKMMP	FIBERTEKSMB	FIBERTEKSMP	FIBERTEKALB	FIBERTEKALLP	TRACETEKMM	TRACETEKSM
FIBERTEK – 850nm MM Adapter	✓	✓			✓	✓		
FIBERTEK – 1300nm MM Adapter	✓	✓			✓	✓		
FIBERTEK – 1310nm SM Adapter			✓	✓	✓	✓		
FIBERTEK – 1550nm SM Adapter			✓	✓	✓	✓		
TRACETEK – 1300nm MM Adapter		✓				✓	✓	
TRACETEK – 1310NM SM Adapter				✓		✓		✓
Fiber Cleaning Starter Kit	✓	✓	✓	✓	✓	✓	✓	✓
62.5/50µm, MM, ST-ST Cable Kit	✓	✓			✓	✓		
62.5/50µm, MM, FC-ST/FC-SC Cable Kit		✓				✓	✓	
9µm, SM, FC-ST Cable Kit			✓	✓	✓	✓		
9µm, SM, FC-ST/FC-SC Cable Kit				✓		✓		✓

See your IDEAL representative for additional specifications on all certification products.

SecuriTEST™ CCTV/Security Tester

CCTV installers often need to carry a variety of testing tools to complete their work. SecuriTEST combines the most-needed tools in one easy-to-carry package. Since all connections (video/communications/DMM) attach to a single unit, SecuriTEST eliminates the need to juggle several devices while on a ladder or lift, making working conditions safer and increasing productivity.

- Six Essential CCTV Tools – Combines a CCTV video tester, PTZ camera controller, Digital Multi-Meter, UTP cable tester, video test pattern generator and PTZ protocol analyzer in a single compact package.
- Save Time & Money – Test, aim and focus cameras when working alone and save time by not having to walk back to the control center to verify functionality of each camera.
- Compact Design – Combines all the most needed security tools in a lightweight, easy-to-carry unit with a sharp, bright 2.5in (6.3cm) color LCD screen with on-screen displays for PTZ control/diagnostics and DMM readouts.
- PTZ Protocol Analyzer – Compatible with over a dozen PTZ protocols to test and program cameras in the field. Decodes and identifies output from PTZ console to aid in troubleshooting.

Description	Cat. No.
SecuriTEST™ CCTV/Security Tester only	33-891
SecuriTEST™ Tester Pouch only	62-891

Includes: Rechargeable batteries, AC charger, car charger, test leads, wiremap terminator, neck strap and manual. 1-year Warranty.



#33-891

VDV MultiMedia Cable Tester

- **Voice** – supports 3-pair USOC and 6-position RJ-11/12 jacks
- **Data** – supports both shielded and unshielded cable testing to T568A/B (RJ-45)
- **Video** – tests coax cable for opens and shorts with F-connector interface
- Tests for opens, shorts, miswires, reversals and split pairs. Also indicates correct wiremap. Has automatic shut off (to prolong battery life) and low battery indicator.
- Easy to read LCD display with “PASS/FAIL” indicator after each test
- Tone generator supports four different tones making fault isolation easier

Integrated RJ-11/12 (phone), RJ-45 (UTP/STP) and Coax (F-Connector) interfaces on top of the unit

Detachable remote with RJ-11/12, RJ-45 and Coax (F-Connector) interfaces.



Large LCD display

Display automatically warns of voltage on lines and shows a Pass or Miswire message after each test.

Remote ID number (flashing) or “S” for shielded (flashing).

A single button push immediately selects between VOICE, DATA or VIDEO testing functions.

TONE button starts “Instant-On” tone generator

Description	Cat. No.
Kit with integrated remote and accessories	33-856

LinkMaster™ Tester

Tests wiring configurations on UTP/STP cables. Checks for shorts, miswires, reversals and split pairs. Debug feature, automatic shut-off and low battery LED indication.

- Designed to test installed twisted pair wiring
- Tests unshielded and shielded modular plugs
- Main unit and remote allow one person testing



Description	Cat. No.
LinkMaster™ Tester and Remote (blister card)	62-200

LinkMaster™ PRO and LinkMaster™ PRO XL Testers

The LinkMaster™ PRO & LinkMaster™ PRO XL Testers enable installers, contractors and maintenance technicians to map, test and troubleshoot data and voice communication cable and coax runs. Rugged, versatile, and easy-to-use, they have mastered the link between performance, simplicity and value for both commercial and residential applications.

Features

Description	LinkMaster™ PRO	LinkMaster™ PRO XL
Blinks the hub		■
Displays length measurement with test results		■
Remotes have both RJ-11 and RJ-45 jacks		■
Backlight LCD screen		■
Measures length on UTP, STP and coax	■	■
Tests UTP for shorts, opens, miswires, reversals, split pairs and shield continuity	■	■
Test coax for opens, shorts and continuity	■	■
Shows wiring errors	■	■
Tests and identifies with all eight twisted pair and coax remotes	■	■
Sends tone with four different signals	■	■
Displays test results in wire map format	■	■
Snap-off battery cap	■	■
9 volt battery included	■	■

Kits and Accessories

Description	Cat. No.
LinkMaster™ PRO XL Kit w/eight remotes	33-880
LinkMaster™ PRO XL Kit w/eight remotes & ABS™ Tester	33-881
LinkMaster™ PRO XL Kit w/eight remotes (international packaging)	33-886
LinkMaster™ PRO XL Economy Kit w/one remote	33-887
LinkMaster™ PRO Kit w/eight remotes - Unshielded jumper cables	33-825
LinkMaster™ PRO Kit w/eight remotes - Shielded jumper cables	33-826
LinkMaster™ PRO Economy Kit w/one remote - Unshielded jumper cables	33-835
LinkMaster™ PRO Economy Kit w/one remote - Unshielded jumper cables	33-836
RJ-45 to RJ-11 jack adapter (2/card) POP Packaging	LA-4233
RJ-45 to F-connector adapter (2/card) POP Packaging	LA-4234
LinkMaster™ PRO XL remotes UTP/STP 2-8 only (white carton)	LA-4235
LinkMaster™ PRO XL large replacement case	H-3412
Security Kit - 8-position modular adapter and eight RJ-45 to alligator clip lead sets	LA-4157
BNC Accessory Kit	LA-4173
Set of eight color-coded F-terminators for LinkMaster™ PRO or PRO XL	LA-4159
LinkMaster™ PRO large replacement case	H-3324
Replacement economy kit case	IA-4868

Remote Jack for Patch Cords

Main Jack for all Testing

Larger Backlit LCD Screen

Six Modes of Operation

- Cable Test
- Hub Blink
- Tone
- Length
- Coax
- Setup Mode

Press SEL to:

- Turn on back-light (Hold 2 sec)
- Execute current displayed mode
- Start new test cycle
- Select one of four tones
- Change pair being measured for length
- Change user selectable options
 - Beep On/Off
 - Unshielded or Shielded Cable
 - Units—Feet or Meters

Arrow Keys

- To change length constant
- To change pair or pin selection for tone
- To scroll through setup selectable options



#33-880



#33-887



#33-825



#33-835

Amplifier Probe & Tone Generator and Kits

Amplifier Probe

- Identifies and traces wire or cables within a group
- Battery cap allows quick and easy battery replacement
- Battery low indicator

Tone Generator

- Emits three different types of tones
- Auto-off after three hours of non-use
- Tone can be added in any status

Description	Cat. No.
Amplifier Probe	62-164
Tone Generator	62-160



Kits include: Amplifier Probe, Tone Generator, Lead Set, Cable Assembly and flat tip

Description	Cat. No.
Kit in soft black pouch	33-864
Kit in hard gray case	33-862
Replacement Tip – Standard	LA-4145
Replacement Tip – Flat	LA-4144

TRACETone™ Tone Generator & Amplifier Probe

- Test continuity and locate signal of installed wire and cable
- Two selectable tone styles
- Tone Generator & Amplifier Probe fit together for easy storage
- Extra-deep serrations grips wire better
- RJ-11 Alligator Clip, RJ-11 Cable Assembly included



Description	Cat. No.
TRACETone™ Tester and Accessories (blister card)	62-140

ABS™ Tester & ABS™ Signal Thrower™ and Kits

ABS™ Tester

- Amplifier probe with telephone troubleshooting capabilities
- Tone TRACE feature detects tone signal
- Receives and reproduces telephone system dial tone
- Indicates call addressing for correct telephone number
- Polarity indicator tests for correct wiring and power

ABS™ Signal Thrower™

- Works with the ABS™ Tester to locate and identify cables
- Emits three different types of signals
- Auto-off after three hours of non-use

Description	Cat. No.
ABS™ Tester	62-180
ABS™ Signal Thrower™	62-184




Kits include: ABS™ Tester, ABS™ Signal Thrower™, Lead Set and Cable Assembly

Description	Cat. No.
Kit in soft black pouch	33-854
Kit in hard gray case	33-852
Kit on blister card	62-188

Modular Adapters


Smart6™ Modular Tester

- 6-position Tester
- Incoming call identification



Data8™ Modular Adapter

- 8-position Adapter
- High-performance jack
- Internal circuit design to reduce attenuation, coupling, NEXT



Description	Cat. No.
Smart6™ Modular Tester	62-096
Data8™ Modular Adapter	62-098

Stripmaster® Wire Strippers


- One-step stripping enhances productivity
- Spring-action motion increases leverage and reduces operator fatigue
- Precision-ground, knife-type blades provide clean, accurate stripping
- Sturdy die cast frame provides long-term durability

Tuff-Tote™ Leather Tool Carriers

- Convenient 6 in. x 8 in. tool carrier with four center screwdriver slots, two interior compartments, two divided outside pockets and four outside tool loops

Benders

- Lightweight aluminum for easy handling
- Strong enough for every day use



WeatherProof™ & UnderGround™ Wire Connectors

- Silicone-based sealant protects against moisture and corrosion
- UL Listed to 486D for use in damp/wet locations or direct burial
- Easy to apply, pre-filled twist-on wire connectors

Hole Saws

- Thicker, FLEX FREE backing plate for clean true holes and longer tool life
- Improved bi-metal construction for long life and durability
- Variable pitch tooth geometry for fast cutting and reduced vibration

VoltAware™ NCV Tester

- Indicates presence of voltage from 40-1000VAC
- Visual indication of voltage
- Selectable audible indication of voltage
- Sleek, compact design
- Green LED indicates power on

Velocity™ Wire Pulling Lubricant

- High cling factor
- Maximum friction reduction
- Specification grade
- Compatible with all popular cable types
- Temperature stable



Kinetic™ Reflex™ T®-Stripper Wire Strippers

- Non-slip santoprene™ textured grips and thumb rest
- Plier nose for holding and twisting wires
- Slide lock for safety and storage
- Thumb and finger valley makes stripping easier and more accurate



Twister® Pro Wire Connectors

- SureGrip™ overmolding provides better grip for improved leverage and more torque
- Comfortable swept wings designed to help reduce hand fatigue
- Expanding square-wire spring provides a secure connection every time

BUCHANAN B-CAP® Wire Connectors

- Three color-coded models cover a full range of wire sizes from 22 AWG through 6 AWG
- Classic Fin™ design provides secure grip for extra leverage on maximum wire combinations
- Live-action spring expands to accept wire shape and size - no pre-twisting required



Industrial Clamp Meters

- 600 and 1000 amp clamps for a variety of industrial and commercial environments
- Unique TightSight™ bottom display makes hard-to-reach measurements convenient
- New easy-to-read displays feature large numbers and green glowing backlight



Tuff-Grip™ Pro Fish Tapes

- Tuff-Cuff™ tape retaining feature keeps tape properly positioned in the opening
- Full-perimeter handle band helps keep dirt and moisture out, prolonging life
- Easier to install replacement tapes
- Superior pull-out and rewind characteristics



WireMan™ Pliers

- Large head for extra strength
- High leverage rivet requires less cutting force
- Custom hardened tool steel for durability
- Cross-hatched jaws so wires won't slip when pulling

TERMINATING COAXIAL CONNECTORS

Cable Types

There are three basic communications cables used. They are coaxial cable for video applications, Cat5e UTP cable for data networking and Cat 3 used in telephone applications.

Coax Cable

RG-59 Generally not recommended anymore for CATV or Satellite. Smaller 22 AWG center conductor with 40% braiding, thinner in diameter than RG-6. Loses 80-90% of a signal every 100 ft.

RG-6 Is recommended by CATV and Satellite. 18 AWG center conductor with 60% braiding. Loses about 50% of the signal every 100 ft.

RG-6 Quad Is double shielded with two layers of foil and braiding with a 18 AWG center conductor. Use where extra protection from outside interference is needed. Loses about 50% of the signal every 100 ft.

Category 3, 5e, and 6

Cat 3 Cable Primarily used for phone applications where wiring is ran behind walls and is recommended by the FCC for phone use. Can be used by Data networks that are limited to 10 Mbs. Available in 2 and 4 pairs

Cat 5e and 6 Cable Used for Data networking of computers together. Cat 5e can be used for computer networks up to 1000 Mbs and Cat 6 is used for networks up to 250 MHz.

Cat 3, Cat 5e and Cat 6 cables twist the individual pairs to reduce noise or interference between the pairs that provides a stronger signal.



Coax Connector Types

Typical coaxial cable connectors used for CATV, satellite and video applications are called "F" connectors. Available in a compression, one-piece crimp, push-on, and a twist-on style. For security applications, BNC style connectors are used. They are available in crimp or compression style.

Twist On are the easiest to use but can be pulled off the end of the cable. Crimp On have been the standard connector used for many years. Push On are a great alternative and really stay on the end of the cable and require no extra tools to install. Compression connectors add a watertight seal and are recommended by satellite and CATV providers.

The connectors are available for RG-59, RG-6 and RG-6 Quad coaxial cables. Make sure to match the connector to the type of coaxial cable you're installing.

COAXIAL/CONNECTOR SELECTION GUIDE

Compression



Push-On



Crimp-On



Twist-On



Best
Connection



Better
Connection



Good
Connection

Connector Termination Instructions

COAXIAL/CONNECTOR SELECTION GUIDE

Pro—Compression Connector

Professionals use compression connectors because they are approved by cable and satellite providers. However, they are easy enough for anyone to install. The connector is permanent and does not pull off the cable and provides a watertight connection.



Best—Push On Connector

After stripping the cable and folding back the braiding, the connector is “pushed” onto the cable until the white dielectric is even or flush with the small opening. The push-on connector is a permanent termination and cannot be pulled off.



Better—Crimp On Connector

Crimp On connectors use a crimping tool to install the connector onto the end of the cable. After stripping the cable, the connector is pushed onto the cable. Simply load the connector into the correct hole in the tool and squeeze the tool until it releases (more detailed instructions included with tool).



Good—Twist On Connector

Twist On connectors simply thread onto the outer jacket of the cable after it has been stripped. They require no additional tools to install. Just twist the connector onto the cable until it is fully seated.



DEFINITION OF TERMS

Braid

Same as shielding- Typically made from a number of smaller aluminum or copper conductors interwoven together to form an outer conductor around the dielectric core. The braiding stops lower frequency noise from interfering with the signal traveling down the center conductor.

Center Conductor

RG-6 and RG-6 Quad have a 18 AWG copper coated steel conductor that carries the signal.

Dielectric

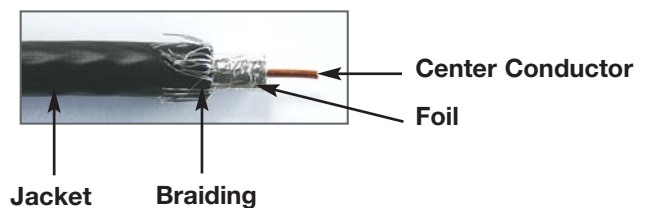
Insulation used to separate between the center conductor and braid/shielding conductor of coax cable.

Foil

The foil shield stops higher frequency noise (RFI) from interfering with the signal traveling down the center conductor.

Jacket

Outer material serves as a protective covering from the environment and may also add in the overall flame retardant properties of the cable.



COAXIAL INSTALLATION STEPS

Step 1

Choose the right connector from the selection guide.

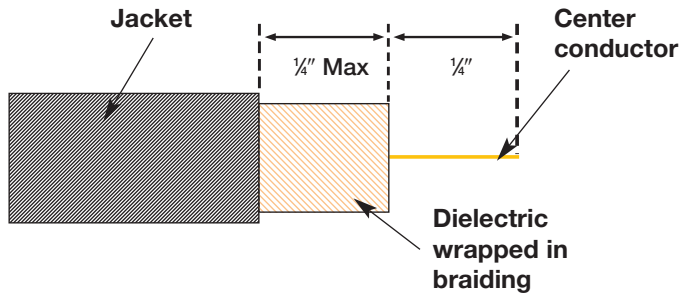
Step 2

Cut Cable



Data T®-Cutter
Cat. No. 45-074

Cut cable using a round cutter to maintain cable geometry.



Step 3

Strip Cable

BNC compression and all F-connectors require a two step 1/4 in. x 1/4 in. strip. Crimp BNC require a 3 step strip. (See product packaging for instructions.)



Coax Stripper
Cat. No. 45-603

Strip cable by inserting cable into stripper and rotate stripper multiple times.



Fold back braiding

Fold back braiding over outer jacket of cable. Place connector onto cable until white dielectric is even with center hole of connector.

TERMINATING A DATA JACK

Step 4 - Terminate

Compression F-Style

Place the connector onto the end of the cable until the white dielectric is flush with the center hole of the connector. Insert the connector into the tool and squeeze the handle until the connector is fully compressed.

Crimp F-Style

Insert stripped cable into connector until the white dielectric is even with the center hole. Crimp per tool's instructions.

Compression BNC

Insert stripped cable into BNC connector until the white dielectric reaches a point where you can feel the center conductor connect with the inner center pin socket.

Compress per your tool's guidelines.

(NOTE: To help approximate how much cable to push into the connector for the center conductor to grab, you can do the following: Hold stripped cable against the connector as shown in photo to the right. End of center conductor should line up with movable portion of connector. Mark cable where it meets end of conductor. This mark shows how far to insert cable fully seat conductor.)



Cat. No. 30-603



Finished connector



Connector Termination Instructions

TERMINATING A DATA JACK

Step 5 - Testing

Test the cable with a continuity tester to make sure cable is properly terminated with no opens or shorts.



LinkMaster® Pro XL
Cat. No. 33-880



VDV MultiMedia Tester
Cat. No. 33-856

DATA WIRING

Cable Pulling Tips

Maximum pulling tension—25 lbs.

Minimum bending radius—4 times diameter of cable

12 in. from power lines

4 ft. from motors or transformers

12 in. from fluorescent lighting

Should cross perpendicular to power lines

Cable untwisting allowed after termination:

3 in. for Category 3 cable

0.5 in. for Category 5e and Category 6 cable

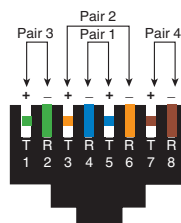
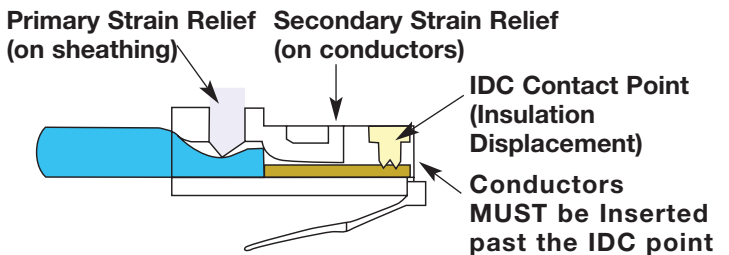
Avoid kinking or bending cable. Cable ties should not be overly tight. Don't use standard staples to support cable as they may crush the cable.

What are RJ-45 Modular Plugs?

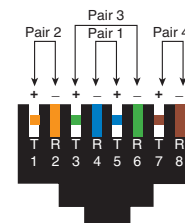
All Category 3 (16 MHz), 5e (100 MHz), and 6 (250 MHz) UTP cables that connect computers and other networked equipment together are terminated with an 8-position modular plug. The completed cable, typically called a patch cord, is terminated with an RJ-45 connector on each end. All computers use this style connector and is very common in the industry. It can also be used for 4 line telephone systems.

Use quality connectors, make sure the plugs you buy are rated for data applications. They should also be rated for the type of UTP cable being used, either solid or stranded cable. If you use stranded rated plugs on solid Cat 5e cable the result will be opens in the connections. However, you can use solid modular plugs on solid or stranded cable.

The cable must be terminated to the EIA/TIA wiring standards. Shown to the right are the wiring orders for the connector. Typical patch cords terminate the connections the same way on both ends of the cable. Crossover cables are sometimes needed, wire one end in 568A to other 568B.



T568-A*




T568-B (AT&T)

Note: Diagrams reflect flat surface of modular plug facing up, with tab side down.

TERMINATING DATA MODULAR PLUGS

Step 1

Strip back 2 in. of outer jacket.



Cat. No. 45-165

Step 2

Separate pairs into proper sequence either EIA/TIA 568 A or B.


(NOTE: Wiring configurations reflect flat surface of the modular plugs facing up, with tab side down.)



T568A




T568B



Flatten all pairs together

Step 3

Flatten the pairs so they are close together and in the right color sequence. Then trim them to 1/2 in. from the outer jacketing. Slip plug onto the cable as shown. Gold pins of plug are facing the installer. Otherwise, the resulting connection will be mis-wired.



Trim conductors 1/2 in.



Insert wire pairs into plug

Step 4

Terminate the plug using a modular plug crimping tool. Simply insert it into the RJ-45 die in the tool and squeeze the handles firmly.



Cat. No. 30-522

TESTING DATA MODULAR PLUGS

Testing

Test the cable with a continuity tester to make sure cable is properly terminated with no opens, shorts, reversals, or miswires.



LinkMaster™
Cat. No. 62-200

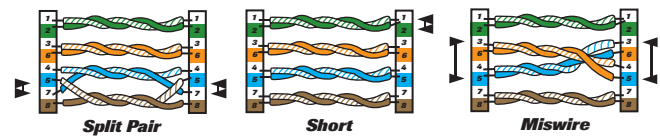


LinkMaster™
Pro XL
Cat. No. 33-880



VDV MultiMedia
Tester
Cat. No. 33-856

Wire Error Definitions



Connector Termination Instructions

TESTING DATA MODULAR PLUGS

Typical Questions

How to decide which wiring configuration to use:

EIA/TIA T568A and T568B:

Definition - A predetermined wiring order of individual conductors in a cable, based on the color of the conductor's outer sheathing.

Does the job specification call out a wiring configuration?

Does the customer/end user have a preference for T568A or T568B?

Are you adding on to an existing wiring structure? If so, your new cabling should match the existing wiring.

If none of the factors above apply, either T568A or T568B may be used. It is important to ensure that the workstation connectors and the patch cord are wired to the same pattern. T568B is commonly used in commercial installations, while T568A is prevalent in residential installations.

DATA JACK

What is a Data jack?


These terminations for Category cables like Cat 5e and Cat 6 cable for data applications are very common today. An installer will terminate the jack using a punchdown tool as shown. Refer to the jack manufacturer for instructions on how to properly install the cable into the jack.



CAT 5e



Punch Down tool
with 110 blade
Cat. No. 35-485



Cutting
edge



110 Blade
Cat. No. 35-495



110/66 Blade
Cat. No. 35-407


TERMINATING A DATA JACK

Step 1

Strip back 2 in. of outer jacketing of cable. Avoid damaging or nicking of the pairs.



Score cable with stripper
Cat. No. 45-165



Bend cable, remove jacket

Step 3

Terminate the wires into the slots on the jack by using a punch down tool as shown. Make sure cutting edge of blade is on outside of jack.

USE LOW IMPACT SETTING FOR JACKS




Terminated Jack

Step 2

Determine the wiring configuration to use. Separate the pairs and insert them into the colored slots. The jack will have both wiring codes printed on it. No more than 1/2 in. of each pair should be left untwisted.



T568A
or
T568B



Step 4

Testing the connections.

Once you have everything terminated it is advised to test the cabling using a wiremap tester.

Tester Choices



VDV MultiMedia
Tester
Cat. No. 33-856



LinkMaster™
Cat. No. 62-200



LinkMaster™
Pro XL
Cat. No. 33-880

TERMINATING TELEPHONE MODULAR PLUGS


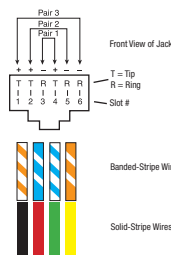
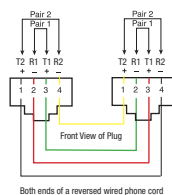
What is an RJ-11 Modular Plug?

Telephones use patch cords to connect to the wall outlet. The cables are terminated with an RJ-11 Modular Plug. RJ-11 is a 2 pair or 4 wire connector which supports up to two phone lines.

All phone cords are wired where the two ends of the cable are wired exactly opposite of each other.



Cat. No. 30-496



CAT 3

CAT 5e

Connector Termination Instructions

TERMINATING TELEPHONE MODULAR PLUGS

Step 1

Trim end of cable and strip back 1/4 in. of outer jacket of cable with tool as shown.




Cat. No. 30-496

Strip outer jacket and trim cable to 14 in.

Step 2

Insert stripped wires into RJ-11 plug (follow below color codes). Maintain the order of the wires while inserting into plug.



Step 3

Insert connector into RJ-11 die nest in middle of tool. Squeeze handles firmly to crimp the connector.



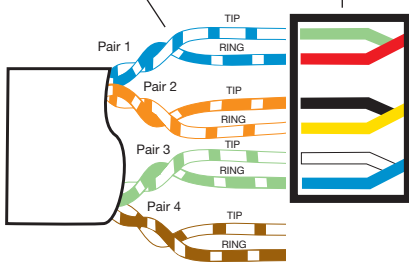
Step 4

Test the cable with a continuity tester to make sure cable is properly terminated with no opens, shorts or miswires.



Wire Color Codes – Convert “Old” to New

A. Band Twisted-Pair Wire B. Solid Twisted-Pair Wire



Standard 4-Pair Wiring Color Codes


PAIR 1	T R	White/Blue Blue
PAIR 2	T R	White/Orange Orange
PAIR 3	T R	White/Green Green
PAIR 4	T R	White/Brown Brown

Note: For 6-wire jacks use pair 1, 2 and 3 color codes. For 4-wire jacks use pair 1 and 2 color codes.

SPLICING CONNECTIONS

IDC Connections – “Jelly Beans”

These telephone connectors are used to splice or tap telephone wires together. They are moisture resistant to prevent corrosion. Designed for use on solid copper conductors.



Insert wires and squeeze with IDC tool.

Cat. No. 45-719



Cat. No. 85-925



Cat. No. 85-900



Cat. No. 85-950

3 Wire Butt Splice

Splices or taps up to three wires 19-26 AWG. Used to splice telephone wires together to run an extension to another phone.

2 Wire Tap Splice

Taps a telephone wire 22-26 AWG. Used to splice telephone wires together to run an extension to another phone. Unique groove allows the installer to Tap the line without cutting or disrupting the service.

2 Wire Butt Splice

Splices two wires together 22-26 AWG. Used to connect broken or cut telephone wires back together.

Connector Termination Instructions

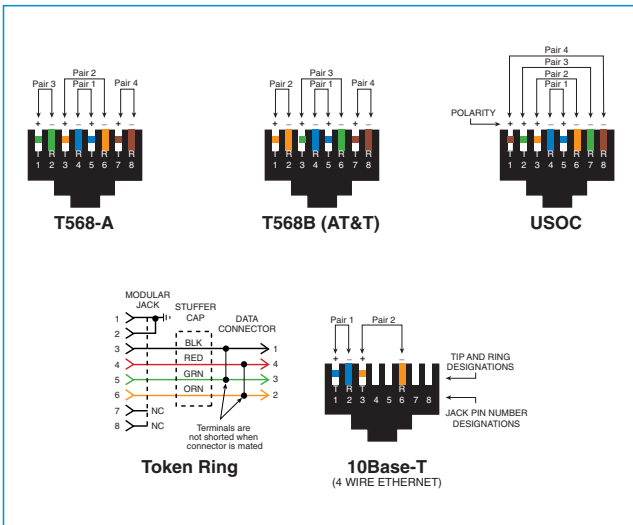
Fiber Optic Color Codes

Fiber #	Color
1	Blue
2	Orange
3	Green
4	Brown
5	Slate
6	White
7	Red
8	Black
9	Yellow
10	Violet
11	Rose
12	Aqua

TIA/EIA-606 Standards

Color	Description
Orange	Demarcation point
Green	Network connections on customer's side
Purple	Common equipment
White	1st level backbone
Gray	2nd level backbone
Blue	Horizontal cabling (closet end only)
Brown	Interbuilding backbone
Yellow	Auxiliary circuits
Red	Key telephone systems

Wiring Configurations for Modular Plugs

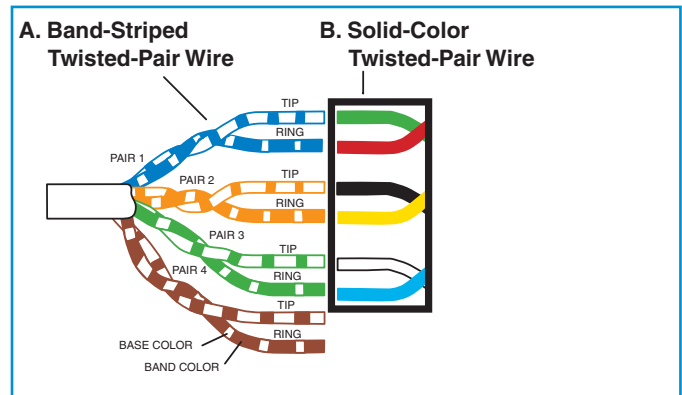


Note: Diagrams reflect flat surface of modular plug facing up, with tab side down.

25-Pair Color Codes

Color		Description	Color		Description
Pair 1	T	White/Blue	Pair 14	T	Black/Brown
	R	Blue		R	Brown
Pair 2	T	White/Orange	Pair 15	T	Black/Slate
	R	Orange		R	Slate
Pair 3	T	White/Green	Pair 16	T	Yellow/Blue
	R	Green		R	Blue
Pair 4	T	White/Brown	Pair 17	T	Yellow/Orange
	R	Brown		R	Orange
Pair 5	T	White/Slate	Pair 18	T	Yellow/Green
	R	Slate		R	Green
Pair 6	T	Red/Blue	Pair 19	T	Yellow/Brown
	R	Blue		R	Brown
Pair 7	T	Red/Orange	Pair 20	T	Yellow/Slate
	R	Orange		R	Slate
Pair 8	T	Red/Green	Pair 21	T	Violet/Blue
	R	Green		R	Blue
Pair 9	T	Red/Brown	Pair 22	T	Violet/Orange
	R	Brown		R	Orange
Pair 10	T	Red/Slate	Pair 23	T	Violet/Green
	R	Slate		R	Green
Pair 11	T	Black/Blue	Pair 24	T	Violet/Brown
	R	Blue		R	Brown
Pair 12	T	Black/Orange	Pair 25	T	Violet/Slate
	R	Orange		R	Slate
Pair 13	T	Black/Green			
	R	Green			

Wire Color Codes



Standard 4-Pair Wiring Color Codes

PAIR 1	T	White/Blue
	R	Blue
PAIR 2	T	White/Orange
	R	Orange
PAIR 3	T	White/Green
	R	Green
PAIR 4	T	White/Brown
	R	Brown

Note: For 6-wire jacks use pair 1, 2 and 3 color codes. For 4-wire jacks use pair 1 and 2 color codes.



Data T[®]-Cutter (45-074)

- Maintains cable geometry for better cable performance
- Cuts multi-pair cable up to .500 in. (12.7mm) and coaxial cable up to RG-9/U
- Suitable for soft cables



Mini Compression Connectors (89-014SM, 89-014SMRCA)

- For use with most 21 - 25 AWG mini coax cable
- Nickel plated corrosion resistant body
- Mini RCA head is gold plated for superior contact performance
- Bandwidth is 5 Mhz - 3 GHz, Impedance is 75 Ohms (nominal), return loss min. -30 dB @ 3GHz



OmniSeal[™] Pro Compression Tool (30-603)

- Compresses F-type, Mini F-type, RCA and Mini RCA connectors
- Adjustable
- Factory pre-set to work with ALL IDEAL compression connectors and most major manufacturer's RG-59, RG-6, RG-6 Quad and RG-11 connectors

Coax/UTP Stripper (45-603)

- Features two active strip cartridges for all RG59, RG6, RG6 Quad and UTP cables
- Push on ring for easy cable into connector insertion
- Rotates easily around finger
- No blade depth adjustments required



OmniSeal[™] Compression Pro XL Tools (30-793)

- Compresses F-type, Mini F-type, RCA, Mini RCA and BNC connectors
- Adjustable
- Factory pre-set to work with ALL IDEAL compression connectors and most major manufacturer's RG-59, RG-6, RG-6 Quad and RG-11 connectors

2.3GHz Satellite/Digital TV Splitter (85-332, 85-333, 85-334)

- Splits signal up to 2.3 GHz required for good satellite TV performance
- Has power pass capability required for satellite TV installations
- Corrosion resistant – can use outside or inside
- Splitters also available for Digital and Analog TV (85-132, 85-133, 85-134)
- CATV Cable Splitter (85-032, 85-033, 85-034)

Universal Coax Compression Connectors

- One connector for all cable types within a given RG series



Plenum
RG-6
(89-060P)



Universal
RG-6
(89-060)



Universal
RG-59
(89-059)



Universal
RG-11
(89-011)

Residential Coax Application Guide

F/BNC Connector Tool (35-046)

- New and improved
- One tool works on F & BNC crimp and compression connectors
- Eliminates finger/hand fatigue attaching and detaching connectors to equipment

LinkMaster™ PRO XL (33-880)

- Tests for wiremap, miswires, opens, shorts, reversals, and split pairs
- Blinks the hub
- Tests up to 8 jacks/locations with 8 different remotes
- Measures length
- Easy to read backlit LCD screen

VDV MultiMedia Cable Tester (33-856)

- One tester for video (F-Connector), data (RJ-45) and voice (RJ-11, 12) applications
- Tests for wiremap, miswires, opens, shorts, reversals, and split pairs



Economy Compression Kit (33-620)

- Great for starting out with compression technology
- Everything you need to terminate a coax compression connector
 - Data T®-Cutter (45-074)
 - 2-Step Stripper (45-526)
 - Economy Compression Tool (30-633)
 - 10 RG-59 Compression Connectors (89-054)
 - 10 RG-6 Quad Shield Compression Connectors (89-056)
 - 20 RG-6 Compression Connectors (89-055)

Compression Coax F-Connectors



RG-6 Connector (89-055)



RG-6 Quad Shield Connector (89-056)



RG-59 Connector (89-054)



Item	Page
110 Turn-Lock™ Blade.....	A-7, B-10
110/66 combo blade w/cutting edges	A-5, A-6, A-8, B-11, B-9
4-Way Indent Crimp Tool	B-4
5-in-1 Screwdriver/Nutdriver	A-8
66 Turn-Lock™ Blade	A-5, A-7, A-8, B-10, B-11
8-Way Digital Cable Splitter	B-8
A	
ABS™ Signal Thrower™	A-7, B-10, D-9
ABS™ Tester	A-7, B-10, D-9
ABS™ Tester & ABS™ Signal Thrower™ Kit	D-9
Adapters, Modular	D-9
Amplifier Probe	A-6, A-7, A-8, B-9, B-11, D-9
Amplifier Probe and Tone Generator Kit	D-9
B	
Basic Data and Video Kit	A-5, B-9
Bix® blade.....	A-5
BNC Coaxial Connectors.....	B-12
BNC Compression Connectors.....	B-7, B-10
BNC/TNC & F-Series Connector Removal Tools	B-12
C	
Cable Cutter	A-8
Cable Service Kit	A-7
Cable Service/Termination Kit	A-7, B-10
Cable Splicing Kit.....	A-3
Cable Splicing Knife & Leather Holder	A-3, A-8, B-11
Cable Strippers.....	C-3
Cable TV Splitters.....	B-8
Cable, CAT 5e.....	A-10
CAT 5e Cable	A-10
CAT 6 Modular Plugs	A-10
CATV Wallplates	A-9, B-9
Center Conductor Cutter	A-2, A-7, B-3, B-10
CMP Compression Connectors.....	B-7, B-10
Coax Connector Kit	B-7
Coax Connector Tool	A-6, A-8, B-7, B-9, B-11
Coax Strip and Crimp Tool.....	B-4
Coax Strip and Crimp Tool Kit.....	B-4
Coax Stripmaster® Wire Stripper	B-3, B-9, B-10
Coax Stripper	A-6, A-7, A-8, B-3, B-9B-10, B-11
Coax/Twisted Pair Termination Kit	B-10
Coax/UTP Cable Stripper	A-2, B-3
Coaxial Connectors, BNC	B-12
Coaxial Selection Chart.....	B-2
Compression Connector Installation Kit.....	B-9
Compression Connectors, BNC.....	B-7
Compression Connectors, CMP	B-7
Compression Connectors, Universal.....	B-7
Compression F-Connector Port Seals.....	B-7
Compression Kit, Economy	B-10

Item	Page
Compression Kit, Residential	B-10
Compression Kit, Service.....	B-10
Compression Tool.....	B-5
Compression Tool Kit, Economy.....	B-6
Compression Tool, OmniSeal™ Pro XL	B-6
Compression Tool, OmniSeal™ Pro	B-6
Compression Tool, Economy.....	B-6, B-9, B-10
Compression Tools, OmniSeal™	B-5, B-6
Compression Tools, OmniSeal™ Pro	B-5
Compression, Mini F-Connectors	B-7
Compression, Mini RCA Connectors	B-7
Connector Kit, Coax	B-7
Connector Removal Tools, BNC/TNC & F-Series.....	B-12
Connector Tool, Coax	B-7
Connector, F-Series Coaxial Crimp	B-5
Connector, F-Series Coaxial Twist	B-5
Connectors, BNC Coaxial	B-12
Connectors, BNC Compression	B-7, B-10
Connectors, CMP Compression	B-7
Connectors, Mini Compression F.....	B-7
Connectors, Mini Compression RCA	B-7
Connectors, Push-On F.....	B-7
Connectors, Universal Compression	B-7, B-10
Crimp Connector, F-Series Coaxial	B-5, B-9
Crimp Tool, 4-Way Indent.....	B-4
Crimp Tool, Crimpmaster™	A-4, A-6, A-7, B-4, B-5, B-9, B-10
Crimpaster™ Crimp Tool.....	A-4
Crimpmaster™ 10Base-T RJ-45 Crimping Kit	A-6
Crimpmaster™ Crimp Tool	B-4, B-5
Crimpmaster™ Twisted Pair Kit.....	A-6
Crimpomaster™ F-Type (CATV) Connectors Kit	B-9
Cutter II, Data T™	A-2
Cutter, Center Conductor.....	A-2, B-3
Cutter, Data T™.....	A-2, B-3
Cutter, Data T™-II	B-3
Cutter, Economy Round Cable and Wire	A-2
Cutter, Serrated with Breaker Notch	C-2
Cyclops® Data Cable Stripper.....	A-3
D	
Data T™- Cutter.....	A-2, A-5, A-6, A-7, A-8, B-3, B-9, B-10, B-11
Data T™-Cutter II	A-2, B-3
Data/Video Kit	A-6, B-9
Delux Cable Service Kit	A-7
Die Sets, Crimpmaster™	A-4
Die Sets, Crimpmaster™ Replacement for Modular Plugs.....	A-4
Die Sets, Crimpmaster™ Replacement for Modular Plugs.....	A-4, A-6, A-7, B-10
Digital Cable and Sattelite Splitters.....	B-8
Digital Cable, 8-Way Splitter	B-8
Diplexer.....	B-8
D-Sub/Double-D Service Tool	A-4

Item	Page
DualScribe™ Double-Ended Fiber Optic Scribes	C-3
E	
Economy 10Base-T Kit	A-6
Economy CATV Compression Kit.....	B-9
Economy Coax Cable Stripper	A-5, B-3, B-9, B-11
Economy Coax Cable Stripper Kit	B-3
Economy Compression Kit	B-10
Economy Compression Tool	A-5, B-5, B-6
Economy Compression Tool Kit.....	B-5, B-6
Economy Data and CATV Kit	B-9
Economy Dund Cable and Wire Cutter	A-2
Electrician's Scissors.....	A-3
Electrician's Scissors w/ Stripping Notches.....	A-3, A-6, A-7, A-8, B-9, B-10
F	
Female Adapter, F-Series.....	B-5
Fiber Inspection Microscope	C-4
Fiber Optic, Split-Tip Swabs	C-3
Fiberglass Handeld Hammer.....	A-8
FIBERTEK™ Advanced Fiber Test Options	D-6
F-Series & BNC/TNC Connector Removal Tools.....	B-12
F-Series Coaxial Crimp Connectors	B-5
F-Series Coaxial Twist Connector	B-5
G	
Grounding Block.....	B-8
I	
In Wall Speaker Wire.....	A-10
Installer's Kit	A-8
Insulation Displacement Connectors	A-10
J	
Jab Saw.....	A-8, B-11
Jacket Stripper, Simplex/Duplex 3mm	C-2
Journeyman's Electrician's Tote™	A-5, A-7, B-9
K	
Kit, ABS™ Tester and ABS™ Signal Thrower™	D-9
Kit, Amplifier Probe and Tone Generator.....	D-9
Kit, Basic Data and Video	A-5, B-9
Kit, Cable Service.....	A-7
Kit, Cable Service/Termination.....	A-7, B-10
Kit, Cable Splicing	A-3
Kit, Coax Connector	B-7
Kit, Coax Strip and Crimp Tool	B-4
Kit, Coax/Twisted Pair Termination	B-10
Kit, Compression Connector Installation	B-9
Kit, Crimpmaster™ 10Base-T RJ-45 Crimping Kit	A-6
Kit, Crimpmaster™ F-Type (CATV) Connectors.....	B-9
Kit, Crimpmaster™ Twisted Pair	A-6
Kit, Data/Video.....	A-6, B-9

Item	Page
Kit, Delux Cable Service.....	A-7
Kit, Economy 10Base-T.....	A-6
Kit, Economy CATV Compression	B-9
Kit, Economy Coax Cable Stripper	B-3
Kit, Economy Compression	B-10
Kit, Economy Compression Tool	B-5, B-6
Kit, Economy Data and CATV	A-5, B-9
Kit, Installer's.....	A-8
Kit, Modular Plug Tool.....	A-4
Kit, Pro Installer's	A-8, B-11
Kit, Residential Compression	B-10
Kit, RG-6 Push-On Connector	B-11
Kit, RJ-45/11 Two, Four and Eight-Position Combination TelCom Termination	A-6
Kit, Service Compression.....	B-10
Kit, Technician's Service	A-8
Kit, Twisted Pair/Coax Termination	A-7, B-10
Knife Leather Holder	A-3
Krone® blade.....	A-5
L	
LANTEK® Cable Certification Testers.....	D-4
LANTEK® Cable Certification Testers.....	D-5
Large Mouth Bag	A-6, A-8, B-9, B-11
Leather Scissors Holder	A-3
Lever™ -Snips Electrician's Scissors w/ Stripping Notches	A-3, A-8, B-11
LinkMaster™ PRO Tester	D-8
LinkMaster™ PRO XL Tester	D-8
LinkMaster™ Tester.....	A-7, B-10, D-7
Lite-Strip™ Optical Fiber Stripper	C-2
M	
Mag-Tape™ Tape Measure	A-8, B-11
Mechanic's Bag	A-5, B-9
Microscope, Fiber Inspection.....	C-4
Mini Coax Stripper	B-3
Mini Compression F-Connectors.....	B-7
Mini Compression RCA Connectors.....	B-7
Mini-Lite Strip™ Optical Fiber Stripper	C-2
Modular Adapters	D-9
Modular Plug Replacement Die Sets for Crimpmaster™	A-4
Modular Plug Tool Kit	A-4
Modular Plugs.....	A-10
Modular Plugs, CAT 5	A-10
N	
Non-Impact Punch Down Tool w/ Permanent non-cut Blade.....	A-5
O	
OmniSeal™ Compression Tools.....	B-5, B-6
OmniSeal™ Pro Compression Tools	B-5, B-6
OmniSeal™ Pro XL Compression Tool	A-5, A-6, A-8, B-5, B-6, B-9, B-10, B-11
P	
Plastic Polishing Fixture.....	C-3
Plugs, Modular	A-10

Item	Page
Polishing Films for Fiber Optic Connectors	C-3
Polishing Films for Fiber Optic Connectors	C-3
Polishing Fixture, Plastic	C-3
Polishing Fixture, Stainless Steel for Optical Fiber ST® and SC Type Connectors	C-3
Port Seals, Compression F-Connector	B-7
Pro Installer's Kit	A-8, B-11
Probe and Pic Spudger	A-6, A-7, A-8, B-9, B-11
Punch Down Tool - body	A-5
Punch Down Tool w/ 110 Blade	A-5, B-9
Punch Down Tool w/ 66 Blade	A-5
Punchmaster™ II Punch Down Tool Body	A-5
Punchmaster™ II Punch Down Tool w/110 Blade	A-5, A-6, A-7, A-8, B-10, B-9, B-11
Punchmaster™ II Punch Down Tool w/66 Blade	A-5, A-7, B-10
Push-On Connector Kit, RG-6	B-11
Push-On F-Connectors	B-7
R	
Ratchet Telemaster™	A-4, A-8, B-11
Replacement Blade for Coax Stripmaster®	B-3
Replacement Blade for Round Cable Slitting and Ringing Tool	B-3
Replacement Blades for UTP/STP/Coaxial Cable Stripper	B-4
Replacement Cassette for Coax Stripper	B-3
Replacement Die Set for Crimpmaster™ Crimp Tool	B-4, B-5
Residential Compression Kit	B-10
RG-6 Push-On Connector Kit	B-11
RJ-45/11 Two, Four and Eight-Position Combination TelCom Termination Kit	A-6
Round Cable Slitting and Ringing Tool	A-3, B-3
S	
Sattelite and Digital Cable Splitters	B-8
Scissors and Knife Leather Holder	A-3
Scissors, Electrician's	A-3
Scissors, Electrician's w/ Stripping Notches	A-3
Scribes, DualScribe™ Double-Ended Fiber Optic	C-3
SecuriTEST™ CCTV/Security Tester	D-7
Serrated Cutter with Breaker Notch	C-2
Service Compression Kit	B-10
Signal Thrower™, ABS™	D-9
SIGNALTEK™ Cable Performance Tester	D-3
SIGNALTEK™ FO Multimedia Qualification Tester	D-2
Simplex/Duplex 3mm Jacket Stripper	C-2
Smart-Grip™ Long Nose Pliers	A-8, B-11
Smart-Grip™ Tongue and Groove Pliers	A-8, B-11
Splitter, 8-Way Digital Cable	B-8
Splitters, Cable TV	B-8

Item	Page
Splitters, Sattelite and Digital Cable	B-8
Split-Tip Fiber Optic Swabs	C-3
Stainless Steel Polishing Fixture for Optical Fiber ST® and SC Type Connectors	C-3
Stripmaster® Ribbon Fiber Jacket Stripper	C-2
Stripper, Coax	B-3
Stripper, Coax Stripmaster® Wire	B-3
Stripper, Coax/UTP	A-2
Stripper, Coax/UTP Cable	B-3
Stripper, Cyclops® Data Cable	A-3
Stripper, Economy Coax Cable	B-3
Stripper, Lit-Strip™ Optical Fiber	C-2
Stripper, Mini Coax	B-3
Stripper, Mini-Lite Strip™ Optical Fiber	C-2
Stripper, Simplex/Duplex 3mm Jacket	C-2
Stripper, Stripmaster® Ribbon Fiber Jacket	C-2
Stripper, Tele T®	A-2
Stripper, Telephone Line Cord	A-2
Stripper, Toggle® Coax	B-3
Stripper, Underground Feeder Cable	A-2
Stripper, UTP Cable	A-3
Stripper, UTP/STP/Coaxial Cable	A-3 B-4
Strippers, Cable	C-3
Swabs, Split-Tip Fiber Optic	C-3
T	
Technician's Service Kit	A-8
Tele T®-Stripper	A-2
Telemaster™ Telephone Tool	A-4, A-5, A-6, A-7, B-9
Telemaster™ Tool Kit	A-4
Telephone Line Cord Stripper	A-2
Terminator, F-Series	B-5
Tester, ABS™	D-9
Tester, FIBERTEK™ Advanced Fiber	D-6
Tester, LANTEK® Cable Certification	D-4, D-5
Tester, LinkMasterPRO XL	D-8
Tester, LinkMaster™	D-7
Tester, LinkMaster™ PRO	D-8
Tester, SecuriTEST™ CCTV/Security	D-7
Tester, SIGNALTEK™ Cable Performance	D-3
Tester, SIGNALTEK™ FO Multimedia Qualification	D-2
Tester, TRACETEK™ Advanced Fiber	D-6
Tester, VDV Multimedia Cable	D-7
Toggle® Coax Stripper	B-3
Tone Generator	A-7, A-8, B-11, D-9
Tongue and Groove Pliers	A-8, B-11
Torpedo Level	A-8, B-11
TRACETEK™ Advanced Fiber Test Options	D-6
TRACETone™ Tone Generator and Amplifier Probe	A-5, B-9, D-9
Transparent Wire Stop	C-2
Twist-A-Nut™ 7-in-1 Screwdriver	A-6, A-7, A-8, B-9, B-11

Item	Page
Twisted Pair/Coax Termination Kit	A-7, B-10
Twist Connector, F-Series Coaxial	B-5
U	
Underground Feeder (UF) Cable Stripper	A-2, A-5
Universal Compression Connectors	B-7
UTP Cable Stripper	A-3, A-5, B-9
UTP/STP/Coaxial Cable Stripper	B-4
UTP/STP/Coaxial Cable Strippers	A-3, A-5, A-6, A-7, A-8, B-4, B-9, B-10, B-11
V	
VDV Multimedia Cable Tester	A-5, A-6, B-9, D-7
Visual Fault Finder	C-4
W	
Wall Plates	A-9
Wallplates, CATV	B-8
Wire Stop, Transparent	C-2
Wire, In Wall Speaker	A-10
Z	
ZipKit™ Carrying Case	A-7
ZipKit™ Carrying Case	B-10
Zipper Pouch	B-9



Cat.	Page	Cat.	Page	Cat.	Page	Cat.	Page	Cat.	Page
0012-00-0629	D-4, D-5	33-625	B-10	35-485	A-5, A-6, A-7, A-8, B-9, B-10, B-11	62-200	A-7, B-10, D-7	85-352	A-6, A-10
0012-00-0642	D-4, D-5	33-630	B-10	35-487	A-5, A-7, B-10	62-205	A-8	85-353	A-6, A-10
012-00-0656	D-4, D-5	33-633	B-5, B-6	35-491	A-5	62-891	D-7	85-366	A-10
1019-00-0343	D-4, D-5	33-651	A-6	35-492	A-5, B-9	6510-00-5000	D-4, D-5	85-394	A-6, A-10
1019-00-1105	D-4, D-5	33-652	A-6	35-493	A-5	84-016	B-5	85-396	A-6, A-10
1019-00-1110	D-4, D-5	33-700	A-4	35-495	A-5, A-7, B-10	84-017	B-5	85-401	A-10
1019-00-1114	D-4, D-5	33-704	A-6	35-497	A-5, A-7, A-8, B-10, B-11	84-018	B-5	85-402	A-10
1019-00-1115	D-4, D-5	33-705	A-7	35-535	A-5, B-9	84-030	B-5	85-403	A-10
12019-00-1112	D-4, D-5	33-750	A-6	35-905	A-8	84-039	B-5	85-480	B-12
1219-00-1604	D-4, D-5	33-825	D-8	35-908	A-6, A-7, A-8, B-9, B-11	85-016	B-5, B-9	85-490	B-12
1219-91-0003	D-3	33-826	D-8	4010-00-0136	D-3	85-017	B-5, B-9	85-491	B-12
2112-27-0604	D-4, D-5	33-835	D-8	45-074	A-2, A-5, A-6, A-7, A-8, B-3, B-9, B-10, B-11	85-030	B-5	85-502	B-12
2112-27-0605	D-4, D-5	33-836	D-8	45-075	A-2, B-3	85-031	B-5	85-512	B-12
3010-12-0092	D-4, D-5	33-852	D-9	45-076	A-2	85-032	B-8	85-513	B-12
3010-12-0096	D-4, D-5	33-854	D-9	45-144	A-3, B-3	85-033	B-8	85-515	B-12
3010-70-0015	D-4, D-5	33-856	A-5, A-6, B-9, D-7	45-162	A-3, B-4, C-3	85-034	B-8	85-517	B-12
30-426	A-4	33-861	A-7, B-10	45-163	A-3, B-4, C-3	85-035	B-5	85-545	B-12
30-433	B-4	33-862	D-9	45-164	A-3, B-4	85-036	B-5	85-550	B-12
30-433F	B-4	33-864	D-9	45-165	A-3, A-5, A-6, A-7, A-8, B-4, B-9, B-10, B-11	85-037	B-5	85-553	B-12
30-479	B-4	33-869	A-7, B-10	45-167	A-3, A-5, B-9	85-038	B-5	85-556	B-12
30-481	B-4	33-880	D-8	45-234	A-2	85-039	B-5	85-575	B-12
30-481	B-5	33-881	D-8	45-235	A-2	85-053	B-5	85-588	B-12
30-482	B-4, B-5	33-886	D-8	45-262	A-5, B-3, B-9, B-10	85-055	B-7	85-590	B-12
30-483	B-4, B-5	33-887	D-8	45-265	B-3	85-057	B-5	85-770	A-10
30-485	B-4, B-5	33-891	D-7	45-282	B-3	85-065	B-11	85-780	A-10
30-496	A-4, A-5, A-6, A-7, B-9	33-915	A-5, B-9	45-320	A-5	85-066	B-7	85-900	A-10
30-497	A-4	33-916	A-5, B-9	45-320	B-3, B-9, B-11	85-067	B-7	85-925	A-10
30-498	A-4	33-917	A-6, B-9	45-322	C-4	85-132	B-8	85-950	A-10
30-499	A-4	33-935	A-8	45-332	C-4	85-133	B-8	85-960	A-10
30-500	B-4, B-5	33-945	A-8, B-11	45-334	C-4	85-134	B-8	86-017	B-5
30-502	A-7, B-5, B-5, B-10	33-974	D-3	45-335	C-4	85-138	B-8	86-030	B-5
30-503	B-4, B-5	33-981	D-2	45-336	C-4	85-200	A-9, B-8	86-039	B-5
30-506	A-4, A-6, A-7, B-10	33-982	D-2	45-337	C-3	85-201	A-9, B-8	86-132	B-8
30-521	A-4	33-983	D-2	45-338	C-3	85-204	A-9, B-8	86-133	B-8
30-522	A-4, A-6, B-9	33-987	D-2	45-339	C-3	85-205	A-9, B-8	86-134	B-8
30-556	A-4, A-6, A-7, B-10	35-042	B-12	45-341	C-3	85-206	A-9	86-200	A-9, B-8
30-559	A-4, A-6, A-7, B-10	35-043	B-12	45-342	C-3	85-207	A-9	86-201	A-9, B-8
30-560	A-4, A-6	35-046	A-6, A-8, B-7, B-9, B-11	45-344	C-2	85-208	A-9	86-202	A-9, B-8
30-570	B-4, B-5	35-051	A-2	45-349	C-2	85-209	A-9	86-203	A-9, B-8
30-572	B-4, B-5	35-060	A-2, A-7, B-3, B-10	45-350	C-2	85-212	A-9	86-204	A-9, B-8
30-573	B-4, B-5	35-061	A-8	45-352	C-2	85-213	A-9	86-205	A-9, B-8
30-576	B-4, B-5	35-087	A-3, A-8, B-11	45-357	C-3	85-214	A-9	86-206	A-9
30-577	B-4, B-5	35-088	A-3, A-6, A-7, A-8, B-9, B-10	45-358	C-3	85-215	A-9	86-207	A-9
30-578	B-4, B-5	35-089	A-3	45-359	C-3	85-217	A-9	86-208	A-9
30-579	B-4, B-5	35-091	A-3, A-8, B-11	45-360	C-3	85-218	A-9	86-209	A-9
30-580	B-4, B-5	35-092	A-3	45-510	B-3	85-219	A-9	86-212	A-9
30-581	A-7, B-4, B-5, B-10	35-093	A-3	45-513	B-3	85-220	A-9, B-8	86-213	A-9
30-582	B-4, B-5	35-094	A-3	45-514	A-3	85-222	A-9, B-8	86-214	A-9
30-586	B-4, B-5	35-185	A-5	45-519	A-2	85-223	A-9	86-215	A-9
30-587	B-4, B-5	35-205	A-8, B-11	45-520	A-7, B-3, B-10	85-225	A-9	86-217	A-9
30-591	B-4, B-5	35-210	A-8	45-521	B-3	85-227	A-9	86-218	A-9
30-593	B-4, B-5	35-238	A-8, B-11	45-522	B-3	85-229	A-9	86-219	A-9
30-594	B-4, B-5	35-275	A-8, B-11	45-523	B-3	85-230	A-9, B-8	86-220	A-9
30-596	B-4	35-3037	A-8, B-11	45-524	B-3	85-232	A-9, B-8	86-222	A-9, B-8
30-597	B-4	35-3430	A-8, B-11	45-526	A-6, A-8, B-3, B-9, B-10, B-11	85-233	A-9	86-223	A-9
30-599	B-4, B-5	35-402	B-9	45-529	B-3	85-234	A-9, B-8	86-225	A-9
30-603	B-5, B-6	35-407	A-5, A-6, A-8, B-9, B-11	45-603	A-2, B-3	85-236	A-9, B-8	86-227	A-9
30-603	B-6	35-410	A-6, B-9	45-719	A-8, B-11	85-237	A-9	86-229	A-9
30-633	A-5, B-5, B-6, B-9, B-10	35-419	A-7, B-10	6011-50-0029	D-4, D-5	85-239	A-9, B-8	86-230	A-9, B-8
30-696	A-4, A-8, B-11	35-420	A-8, B-11	6011-50-0031	D-4, D-5	85-241	A-9, B-8	86-232	A-9, B-8
30-703	B-5, B-6	35-427	A-8, B-11	62-096	D-9	85-242	A-9	86-233	A-9
30-720	B-5, B-6	35-430	A-8	62-098	D-9	85-244	A-9	86-234	A-9, B-8
30-793	A-5, A-6, A-8, B-5, B-6, B-9, B-10, B-11	35-462	A-5, A-7, B-9	62-140	A-5, B-9, D-9	85-245	A-9	86-235	A-9, B-8
33-296	A-4	35-465	B-4	62-160	A-7, A-8, B-11, D-9	85-246	A-9	86-236	A-9, B-8
33-320	B-3, B-7, B-11	35-466	B-4	62-164	A-6, A-7, A-8, B-9, B-11, D-9	85-311	B-8	86-237	A-9
33-400	B-9	35-468	B-4	62-180	A-7, B-10, D-9	85-323	B-8	86-239	A-9, B-8
33-505	A-8	35-473	A-6, A-7, A-8, B-9, B-11	62-184	A-7, B-10, D-9	85-332	B-8	86-241	A-9, B-8
33-605	A-7	35-478	A-5	62-188	D-9	85-333	B-8	86-242	A-9
33-620	B-10	35-479	A-5			85-334	B-8	86-394	A-10
33-621	B-9	35-483	A-5			85-344	A-10	86-395	A-10
33-623	B-9					85-346	A-6, A-10	86-396	A-6
						85-351	A-6, A-10	86-396	A-10

Catalog Number Index

<u>Cat.</u>	<u>Page</u>	<u>Cat.</u>	<u>Page</u>	<u>Cat.</u>	<u>Page</u>	<u>Cat.</u>	<u>Page</u>
86-398	A-10	LB-3953	B-3				
86-401	A-10	LB-740	B-3				
86-402	A-10	LB-743	B-3				
86-403	A-10	TRACETEKMM	D-6				
86-432	B-8	TRACETEKSM	D-6				
86-433	B-8	VFF5	C-4				
86-502	B-12						
86-925	A-10						
86-950	A-10						
87-900	A-10						
87-925	A-10						
87-950	A-10						
89-011	B-7						
89-014SM	B-7						
89-014SMRCA	B-7						
89-015	B-7, B-9						
89-016	B-7						
89-026	B-7, B-10						
89-035	B-7						
89-054	B-7, B-10						
89-055	B-7, B-10						
89-056	B-7, B-10						
89-057	B-7, B-10						
89-058	B-7, B-10						
89-059	B-7						
89-060	B-7, B-10						
89-060P	B-7, B-10						
89-104	B-7						
89-105	B-7						
89-106	B-7						
89-159	B-7						
89-160	B-7						
89-160P	B-7						
89-165	B-7						
89-5057	B-7						
89-5058	B-7						
FIBERTEKALLB	D-6						
FIBERTEKALLP	D-6						
FIBERTEKMMB	D-6						
FIBERTEKMMP	D-6						
FIBERTEKSMB	D-6						
H-3324	D-8						
H-3412	D-8						
IA-4868	D-8						
K-7920	D-3						
K-7921	A-7, B-10						
L-5620	C-2						
L-9225	A-3, B-4, C-3						
L-9226	A-3, B-4						
LA-3953	B-10						
LA-4144	D-9						
LA-4145	D-9						
LA-4157	D-8						
LA-4159	D-8						
LA-4173	D-8						
LA-4233	D-8						
LA-4234	D-8						
LA-4235	D-8						
LANTEK6ABAS	D-4, D-5						
LANTEK6APREM	D-4, D-5						
LANTEK6ATRV	D-4, D-5						
LANTEK6B	D-4, D-5						
LANTEK7GBAS	D-4, D-5						
LANTEK7GPREM	D-4, D-5						
LANTEK7GTRV	D-4, D-5						
LB-1152	C-2						
LB-1153	C-2						
LB-1747	A-4						
LB-1748	A-3, B-3						
LB-2726	B-3						
LB-2727	B-3						



DataComm Products and Equipment Catalog

www.idealindustries.com



IDEAL INDUSTRIES, INC.

Corporate Headquarters

Becker Place
Sycamore, IL 60178, USA
ph: 815-895-5181 • 800-435-0705 in USA
fax: 815-895-9470 • 800-533-4483 in USA
email: ideal@idealindustries.com

IDEAL INDUSTRIES, INC.

International Division

Becker Place
Sycamore, IL 60178, USA
ph: 815-895-1122
fax: 815-895-4800
email: ideal_international@idealindustries.com

IDEAL INDUSTRIES PUERTO RICO, INC.

PMB 196
405 Esmeralda, Suite 102
Guaynabo, Puerto Rico 00969, USA
ph: 787-412-7215
fax: 787-731-1128

IDEAL INDUSTRIES (CANADA), CORP.

33 Fuller Road
Ajax, Ontario L1S 2E1, Canada
ph: 905-683-3400 • 800-824-3325 in Canada
fax: 905-683-0209 • 800-263-3115 in Canada
email: ideal_canada@idealindustries.com

IDEAL INDUSTRIES (AUST) PTY. LTD.

Level 6
75-85 Elizabeth Street
Sydney NSW 2000 Australia
ph: 61300 765 800 • 61405 123 100 (mobile)
fax: 61300 765 801
email: ideal_australia@idealindustries.com

IDEAL INDUSTRIES (UK) LIMITED

225 Europa Boulevard, Gemini Business Park
Warrington, Cheshire, WA5 7TN, UK
ph: +44-(0) 1925 444446
fax: +44-(0) 1925 445501
email: ideal_uk@idealindustries.com

IDEAL INDUSTRIES GmbH

Gutenbergstrasse 10
85737 Ismaning, Germany
ph: +49-(0) 89 996860
fax: +49-(0) 89 99686111
email: ideal_germany@idealindustries.com



IDEAL INDUSTRIES CHINA, LLC
 Unit 911, Tower W1, The Towers, Oriental Plaza
 No. 1 East Chang An Avenue, Dong Cheng District
 Beijing, 100738, China
 ph: 86-10-8518-3141 • 86-10-8518-3142
 fax: 86-10-8518-3143.

Room 1401, Finance Square, 333 Jiujiang Road
 Shanghai, 2000001, China
 ph: 86-21-6360-7045
 fax: 86-21-6350-8891
 email: ideal_china@idealindustries.com

**IDEAL INDUSTRIES
 BRAZIL COMÉRCIO LTDA.**
 Av. Major Sylvio de Magalhães Padilha, 5200
 Bloco F, Cj 201 CEP - 05677-000 São Paulo -
 SP - Brazil
 ph: 55-11-3759-8777
 fax: 55-11-3759-8775
 email: ideal_brazil@idealindustries.com

IDEAL INDUSTRIES MEXICO, INC.
 Parque Intermex, Periferico Sur 7999 A
 Col. Santa Maria Tequepexpan
 Tlaquepaque, Jalisco, Mexico, c.p. 45601
 ph: 52-33-37702320 • 52-33-38097219 (mobile)
 fax: 52-33-37702300

CUSTOMER SERVICE 800-435-0705
 email: ideal@idealindustries.com

QUALITY HOTLINE 800-304-3578
 email: quality@idealindustries.com

TECHNICAL HOTLINE 800-338-4495
 email: techsupt@idealindustries.com



The way every job should be



IDEAL INDUSTRIES, INC.
Becker Place, Sycamore, IL 60178, USA / 815-895-5181 • 800-435-0705 in USA

International offices: Australia • Brazil • Canada • China • Germany • Mexico • UK
For complete sales office contact information, visit us at:

www.idealindustries.com

Rev. 11/07
Form No. P-435
Printed in USA
©2007 IDEAL INDUSTRIES, INC.



DataComm Products and Equipment Catalog



IDEAL DataComm

CUT

STRIP

TERMINATE

TEST

CERTIFY



The way
every job
should be



IDEAL DataComm is dedicated to helping low voltage/datacomm professionals keep networks up and running. The system of products we have thoughtfully crafted **ensures the highest-quality** terminations with the ease-of-use you would expect from IDEAL. Our DataComm line includes a system solution for paired conductor, coax and fiber optic cabling.

www.idealindustries.com

Paired Conductor Products



Wire Cutters A-2
Wire Strippers A-2
Crimp Tools A-4
Punch Down Tools A-5
Tool and Connector Kits A-5
Wall Plates A-9
Cables A-10
Connectors A-10

Coaxial Termination Products



Tool Selection Chart B-2
Wire Cutters B-3
Wire Strippers B-3
Crimp Tools B-4
Compression Tools B-6
Connectors B-7
Splitters B-8
Wall Plates B-8
Tool and Connector Kits B-9
BNC Coaxial Connectors B-12

Fiber Optic Products



Wire Strippers C-2
Fiber Optic Accessories C-3

Test Equipment



Qualification Testers D-2
Certification Testers D-4
Hand-Held Testers D-7

Related Products



Resources E-1
Multi Media Installation Guide E-3
Technical Information E-12
Residential Coax Application Guide E-13

Index



Alphabetical Index F-1
Catalog Number Index F-3

New Products



Grounding Block

- Solid zinc alloy, nickel plated and chromate finished
Page B-8



Mini Coax Stripper

- Adjustable stripper for mini coax cable
Page B-3

Compression Connector Installation Kit

- Three tools in one handy pouch that clips easily to your belt.
Page B-9



OmniSeal™ PRO Compression Tools

- Compression tools now offer additional features and increased connector compatibility
Page B-6



8-Way Splitter

- Designed for easy mounting over cable
Page B-8



Diplexer

- Combine or split cable/antenna signals with satellite signals
Page B-8

Push-on RG-59 & RG-6 Quad F-Connectors

- No termination tool needed, permanent connections
Page B-7



Coax/UTP Cable Stripper

- Strips UTP cable, RG-59 coax and RG-6 coax and features a primary and secondary strip cartridge
Page B-3



SecuriTEST™ CCTV/Security Tester

- Versatile all-in-one installation and troubleshooting tool for the CCTV professional
Page D-7

SIGNALTEK™-FO Multimedia Qualification Tester

- Offers copper and fiber optic testing
Page D-2



A



Paired Conductor Products

Data T[®]-Cutter




Cuts round communication and structured wiring cables and maintains cable geometry for better cable performance. Data T[®]-Cutter cuts multi-pair cable up to .500 in. (12.7 mm) and coaxial cable up to RG-9/U. Blade cutting capabilities suitable for soft cables (not ACSR).

- Steel reinforced center conductors can be trimmed with bolt cutting holes
- Data T[®]-Cutter II designed for RG-58 and RG-6 coaxial cable
- Cushioned comfort grip handles
- Locking latch keeps tool closed in pouch

Description	Cat. No.
Data T [®] -Cutter	45-074
Data T [®] -Cutter II	45-075

Economy Round Cable and Wire Cutter



Cuts multi-conductor cable up to .500 in. (12.7 mm) and solid or stranded wire up to #8 AWG (10 mm²).

- Built-in return spring, locking latch
- Soft handles for a comfortable grip
- Stamped, hardened steel frame with curved cutting blades

Description	Cat. No.
Multi Conductor Cable to .500 in. (12.7 mm) Solid or Stranded	35-051

Underground Feeder (UF) Cable Stripper



- Self-adjusting stripping blades automatically select proper position
- Strips 12 AWG solid to 14 AWG Underground Feeder (UF) Cable
- Strips Twin and Earth cable
- Open-throat construction allows unlimited strip length



Description	Cat. No.
Underground Feeder Cable Stripper	45-235
Replacement blade set	45-234

Tele T[®]-Stripper

Strips and cuts flat telephone cable easily. Cuts outer insulation without nicking inner conductors.

- Built-in stripping guide for 8-position or 6-position modular plugs
- Spring-opening returns handles to place after every use
- Ergonomic, comfort-grip handles



Description	Cat. No.
Tele T [®] -Stripper	45-076

Telephone Line Cord Stripper

- Cuts and strips flat telephone cable for RJ-11 and RJ-45 modular plugs
- Built-in stripping guide provides correct strip lengths



Description	Cat. No.
Telephone Line Cord Stripper and Cutter for RJ-11 and RJ-45 Flat Telephone Cable	45-519

Coax/UTP Cable Stripper

- Features a primary and secondary strip cartridge
- Strips UTP, RG-59 and RG-6 coax cable
- Rotates easily around finger
- Push-on ring for easy connector termination



Description	Cat. No.
Coax/UTP Cable Stripper	45-603

Paired Conductor Products

Cyclops® Data Cable Stripper

Fast, easy removal of outer sheath insulations (PVC and Plenum types) from all Unshielded Twisted Pair (UTP), Shielded Twisted Pair (STP) and multicore cables up to .433 in./11 mm in diameter.



Description	Cat. No.
For Unshielded and Shielded Twisted Pair Cable	45-514

UTP/STP/Coaxial Cable Strippers

- Adjustable blades can be set for any depth to help ensure nick-free strips



Description	Typical RG Cables	Cat. No.
Coaxial Cable Stripper, up to 1/8 in. (3.2mm) O.D.	RG-174, RG-187	45-162 (Gray)
Coaxial Cable Stripper, 1/8 in. (3.2mm) to 7/32 in. (5.556mm) O.D.	RG-58, Mini Coax	45-163 (Blue)
Coaxial Cable Stripper, 1/4 in. (6.4mm) to 9/16 in. (14.3mm) O.D.	RG-11, RG-8	45-164 (Blue)
Cable Stripper, 3/16 in. (4.8mm) to 5/16 in. (8mm) O.D.	RG-59, UTP Cable	45-165 (Black)
Replacement Blade Set* for 45-162, 45-163, 45-165	—	L-9225
Replacement Blade Set* for 45-164	—	L-9226

*A set of blades consists of three straight blades and one round blade.

UTP Cable Stripper

- Strips Cat 3, 5, 5e & 6 cables
- One-step stripping



Description	Cat. No.
UTP Cable Stripper	45-167

Round Cable Slitting and Ringing Tool

- Great for large diameter structured wiring cables
- Cuts around cable jacket as well as slits the length of jacket for easy removal
- Use with single or multiple conductor cable up to 1.75 in. O.D.
- Blade adjusts for jacket thicknesses up to .125 in.
- Spare blade in handle base



Description	Cat. No.
Round Cable Slitting and Ringing Tool	45-144
Replacement Blades for 45-144 (2/pkg.)	LB-1748

Lever™ -Snips Electrician's Scissors with Stripping Notches

- Ergonomic design gives added leverage
- Spring-action, mechanical advantage increases stripping leverage and reduces operator fatigue
- Double plated for added rust protection
- Extra-deep serrations grip wire better



Description	Cat. No.
Electrician's Scissors with Stripping Notches	35-087

Electrician's Scissors

- Designed for use in telephone and electrical service applications
- Cut up to 16 AWG solid and 12 AWG stranded wire
- Serrated surface on back blade edge cleans wire
- Electrician's Scissors with stripping notches strip 19 and 23 AWG wire



Description	Cat. No.
Electrician's Scissors w/stripping notches	35-088
Electrician's Scissors	35-089

Cable Splicing Kit

- Cable Splicing Kit (Scissors, Splicing Knife, Leather Holder)
- Scissors and Knife Holder (Leather)



Description	Cat. No.
Cable Splicing Kit (Scissors, Splicing Knife, Leather Holder)	35-093
Scissors and Knife Holder (Leather)	35-094

Cable Splicing Knife

- High carbon steel blade remains sharp and cuts easily through many insulation types
- Comfortable, full size, no slip handle for easy use



Description	Cat. No.
Cable Splicing Knife and Leather Holder	35-091
Knife Holder (Leather)	35-092

Wire Strippers/Scissors

Ratchet Telemaster™

- For paired conductors
- Ratchet version of popular Telemaster™ Tool for RJ-45 and RJ-11 modular plugs
- Repeatabe crimp action for consistent, high quality connections



Description	Cat. No.
Ratchet Telemaster™	30-696

Telemaster™ Telephone Tools

- For paired conductors
- Multi-function telephone tool cuts, strips and crimps for easy one-tool application
- Steel frame for long-term durability. (Crimps primary modular plug strain relief only)



Description	Kit Cat. No.	Tool Only Cat. No.
Tool for RJ-11 (1, 2, 3 pair) and RJ-45 (4 pair) Plugs	33-700*	30-496
Tool for RJ-45 (4 pair) & DECconnect MMJ (RJ-11, 3 pair)	N/A	30-497
Tool for RJ-11 (1, 2, 3 pair) & DECconnect MMJ (RJ-11, 3 pair)	N/A	30-498
Tool for RJ-22 (handset) and RJ-11 (1, 2, 3 pair)	N/A	30-499
Replacement Cut and Strip Blade Set for Telemaster™	N/A	LB-1747

*Kit includes 10 each, RJ-45 8P8C, RJ-11 6P6C and RJ-45 6P4C plugs.

Modular Plug Tool Kit

- Multi-function telephone/network tool; cuts, strips and crimps
- Steel frame construction for durability
- Interchangeable dies allow for crimping RJ-45 and RJ-11 modular plugs
- Tool-less die change for added convenience
- Spring return handle for comfort



Description	Cat. No.
Modular Plug Tool Kit*	33-296

*Kit includes 10 each, RJ-45 8P8C and RJ-11 6P6C plugs.

D-Sub/Double-D Service Tool

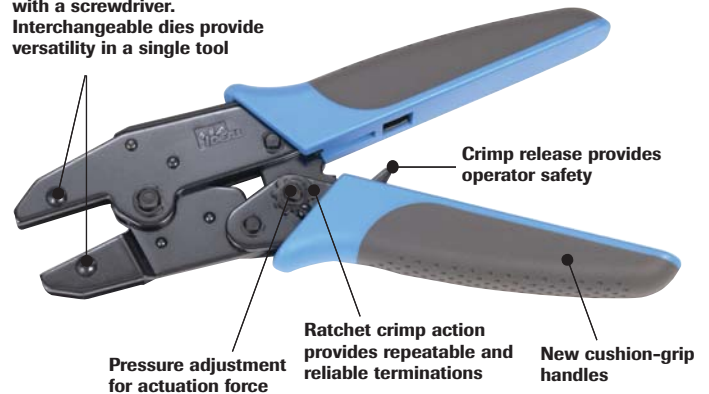
Exact replacement of the AMP open-barrel service tool for stamped contacts and D-Sub contacts. Also crimps Double-D, high density, miniature contacts. Includes openings for crimping insulated terminals and cutters for machine screws.



Description	Cat. No.
D-Sub/Double-D Service Tool	30-426

Crimpmaster™ Crimp Tools & Die Sets

Dies change quickly and easily with a screwdriver. Interchangeable dies provide versatility in a single tool

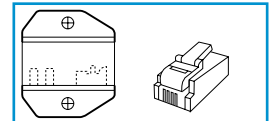


Description	Tool Cat. No.	Replacement Die Set Cat. No.
Crimpmaster™ Crimp Tool Frame	30-506	—
RJ-45 Eight-position Crimp Tool for AMP RJ-45 modular plugs	30-521	30-560
RJ-45 Eight-position Crimp Tool for keyed or non-keyed modular plugs	30-522	30-559
RJ-11 Crimp Tool for two, four or six-position modular plugs	—	30-556

Modular Plug Replacement Die Sets For Crimpmaster™ 30-506 Frame

30-556

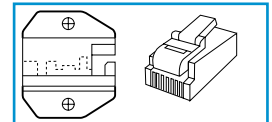
Crimpmaster™ RJ-11 die set for two, four or six-position modular plugs



30-559

Crimpmaster™ RJ-45 eight-position die set for keyed or non-keyed modular plugs (excluding AMP).

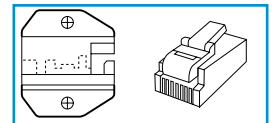
Tool w/die 30-522



30-560

Crimpmaster™ RJ-45 AMP die set for eight-position modular plugs. Primary strain relief crimp bar is located further back on die/modular plugs.

Tool w/die 30-521



Paired Conductor Products

Punch Down Tools



Impact Turn-Lock™ Punch Down Tools	Cat. No.
Punchmaster™ II Punch Down Tool - body only	35-483
Punchmaster™ II Punch Down Tool w/110 blade	35-485
Punchmaster™ II Punch Down Tool w/66 blade	35-487
Non-Impact Turn-Lock™ Punch Down Tools	Cat. No.
Punch Down Tool - body only	35-491
Punch Down Tool w/110 blade	35-492
Punch Down Tool w/66 blade	35-493
Economy Punch Down Tool	Cat. No.
Non-impact Tool w/permanent non-cut blade**	35-185
Removable Blades*	Cat. No.
110 Turn-Lock™ blade	35-495
66 Turn-Lock blade	35-497
110/66 combo blade w/cutting edges	35-407
Krone® blade	35-478
Bix® blade	35-479

*Not applicable for Economy Punch Down tool.
 **35-185 is made in Taiwan.
 Bix® is a registered trademark of Nortel. Krone® is a registered trademark of Krone, Inc.



Economy Data and CATV Kit



Kit 33-915 Includes:

Description	Qty.	Cat. No.
Data T®-Cutter	1	45-074
Economy Coax Stripper	1	45-320
Economy UTP Stripper	1	45-167
Non-Impact Turn-Lock™ Tool w/110 Blade	1	35-492
Telemaster™ Telephone Tool	1	30-496
Economy Compression Tool	1	30-633
Mechanics Bag	1	35-535

Basic Data and Video Kit



Kit 33-916 Includes:

Description	Qty.	Cat. No.
Data T®-Cutter	1	45-074
UTP Stripper	1	45-165
Stripmaster® Wire Stripper for RG-6	1	45-262
Punchmaster™ II Punch Down Tool w/110 Blade	1	35-485
OmniSeal™ Pro XL Compression Tool	1	30-793
TRACETone™ Tone Generator & Amplifier Probe	1	62-140
VDV Multimedia Cable Tester	1	33-856
Journeyman Electrician's Tote™	1	35-462

Punch Tools/Kits

Data/Video Kit



Kit 33-917 Includes:

Description	Qty.	Cat. No.
Data T [®] -Cutter	1	45-074
Twist-a-Nut™ 7-in-1 Screwdriver	1	35-908
UTP Stripper	1	45-165
Coax Stripper w/Replaceable Cartridge	1	45-526
Punchmaster™ II Punch Down Tool w/110 Blade	1	35-485
110/66 Blade Combo Punch Down Blade	1	35-407
Crimpmaster™ Crimp Tool for RJ-45 Modular Plugs	1	30-522
OmniSeal™ Pro XL Compression Tool	1	30-793
Probe Pic and Spudger	1	35-473
Coax Connector Tool - F & BNC	1	35-046
VDV MultiMedia Cable Tester	1	33-856
Amplifier Probe	1	62-164
Electrician's Scissors w/Stripping Notch	1	35-088
Large Mouth Bag — 13 in.	1	35-410

RJ-45/11 Two, Four, Six and Eight-Position Combination TelCom Termination Kit



Kit 33-704 Includes:

Description	Qty.	Cat. No.
Telemaster™ for RJ-11/RJ-45 Plugs	1	30-496
4-Position, RJ-11 Stranded Modular Plugs	15	85-351
6-Position, RJ-11 Stranded Modular Plugs	15	85-352
8-Position, RJ-45 Stranded Modular Plugs	15	85-353

Economy 10Base-T Kit



Kit 33-750 Includes:

Description	Qty.	Cat. No.
UTP/Coax Stripper	1	45-165
Telemaster™ RJ-11/RJ-45 Crimp Tool	1	30-496
8-Position RJ-45 Non-keyed Solid Plugs	50	85-346

Crimpmaster™ Twisted Pair Kit



Kit 33-651 Includes:

Description	Qty.	Cat. No.
Data T [®] -Cutter	1	45-074
UTP/Coax Stripper	1	45-165
Crimpmaster™ Frame Only	1	30-506
2,4,6-Position Die Set for RJ-11 Plugs	1	30-556
8-Position Die Set for RJ-45 Plugs	1	30-559
8-Position Die Set for RJ-45, AMP Plugs	1	30-560
4-Position Solid Modular Plugs	50	85-394
8-Position RJ-45 Non-Keyed Solid Modular Plugs	50	85-396

Crimpmaster™ 10Base-T RJ-45 Crimping Kit



Kit 33-652 Includes:

Description	Qty.	Cat. No.
Data T [®] -Cutter	1	45-074
UTP/Coax Stripper	1	45-165
Crimpmaster™ Crimp Tool Frame only	1	30-506
8-Position Die Set for RJ-45 Plugs	1	30-559
8-Position RJ-45 Non-Keyed Solid Plugs	200	86-396

Paired Conductor Products

Cable Service Kit



Kit 33-605 Includes:

Description	Qty.	Cat. No.
Punchmaster™ Punch Down Tool w/110 Blade	1	35-485
66 Blade Only	1	35-497
Electrician's Scissors w/Stripping Notches	1	35-088
UTP/STP Stripper	1	45-165
7-in-1 Twist-a-Nut™ Screwdriver	1	35-908
Probe Pic & Spudger	1	35-473
Tone Generator	1	62-160
Amplifier Probe	1	62-164
Journeyman's Electrician's Tote™	1	35-462

Deluxe Cable Service Kit



Kit 33-705 Includes:

Description	Qty.	Cat. No.
Punchmaster™ II Punch Down Tool w/110 Blade	1	35-485
66 Blade Only	1	35-497
Electrician's Scissors w/Stripping Notches	1	35-088
UTP/STP Stripper	1	45-165
7-in-1 Twist-a-Nut™ Screwdriver	1	35-908
Probe Pic & Spudger	1	35-473
Tone Generator	1	62-160
Amplifier Probe	1	62-164
Journeyman's Electrician's Tote™	1	35-462
Telemaster™ Telephone Tool, RJ-11/RJ-45	1	30-496
LinkMaster™ Tester and Remote	1	62-200

Cable Service/Termination Kit



Kit 33-861 Includes:

Description	Qty.	Cat. No.
Data T™-Cutter	1	45-074
Center Conductor Cutter	1	35-060
UTP/Coax Stripper	1	45-165
Coax Stripper w/black cassette	1	45-520
Crimpmaster™ RG-58/59 Crimp Tool	1	30-502
2, 4, 6-Position Die Set for RJ-11 Plugs	1	30-556
8-Position Die Set for RJ-45 Plugs	1	30-559
Punchmaster™ II Punch Down Tool w/66 Blade	1	35-487
Punchmaster™ II 110 Blade only	1	35-495
ABS™ Signal Thrower™	1	62-184
ABS™ Tester	1	62-180
LinkMaster™ Tester w/Remote	1	62-200
Cable Assemblies	1	K-7921

Twisted Pair/Coax Termination Kit



Kit 33-869 Includes:

Description	Qty.	Cat. No.
Data T™-Cutter	1	45-074
Scissors w/Stripping Notch	1	35-088
Center Conductor Cutter	1	35-060
UTP/Coax Stripper	1	45-165
Coax Stripper w/Black Cassette	1	45-520
Crimpmaster™ Frame Only	1	30-506
2,4,6-Position Die Set for RJ-11 Plugs	1	30-556
8-Position Die Set for RJ-45 Plugs	1	30-559
RG-58/59/62 BNC Die Set	1	30-581
Punchmaster™ II w/110 Blade	1	35-485
Punchmaster™ II 66 Blade Only	1	35-497
ABS™ Signal Thrower™	1	62-184
ABS™ Tester	1	62-180
ZipKit™ Carrying Case	1	35-419

Kits

Technician's Service Kit



Kit 33-505 Includes:

Description	Qty.	Cat. No.
Punchmaster™ II Punch Down Tool w/110 Blade	1	35-485
Punchmaster™ II 66 Blade only	1	35-497
Electrician's Scissors w/stripping notches	1	35-088
UTP/STP Stripper	1	45-165
7-in-1 Twist-a-Nut™ Screwdriver/Nutdriver	1	35-908
Probe Pick and Spudger	1	35-473
Nylon case	1	62-205

Installer's Kit



Kit 33-935 Includes:

Description	Qty.	Cat. No.
UTP/STP Stripper	1	45-165
Data T [®] -Cutter	1	45-074
Jab Saw	1	35-275
Large Mouth Bag – 18 in.	1	35-427
Punchmaster™ II 110 Blade only	1	35-485
110/66 Blade	1	35-407
Electrician's Scissors w/stripping notches	1	35-088
Torpedo Level	1	35-205
Mag-Tape™ Tape Measure	1	35-238
Tongue & Groove Pliers – 10 in.	1	35-430
5-in-1 Screwdriver/Nutdriver	1	35-905
Probe Pic and Spudger	1	35-473
Cable Cutter	1	35-061
Hammer – 18 oz. x 12-1/2 in.	1	35-210

Pro Installer's Kit



Kit 33-945 Includes:

Description	Qty.	Cat. No.
Large Mouth Bag – 18 in.	1	35-427
110/66 Blade	1	35-407
66 Blade only	1	35-497
Punchmaster™ II 110 Blade only	1	35-485
Lever™-Snips Electrician's Scissors	1	35-087
Probe Pic and Spudger	1	35-473
UTP/STP Stripper	1	45-165
7-in-1 Twist-a-Nut™ Screwdriver/Nutdriver	1	35-908
Mag-Tape™ Tape Measure	1	35-238
Torpedo Level	1	35-205
Jab Saw	1	35-275
OmniSeal™ Pro XL Compression Tool	1	30-793
Coax Stripper - 2-Step	1	45-526
Smart-Grip™ Long-Nose Pliers – 7-3/4 in.	1	35-3037
Smart-Grip™ Tongue & Groove Pliers – 10 in.	1	35-3430
Tongue & Groove Pliers – 9-1/2 in.	1	35-420
Tone Generator	1	62-160
Amplifier Probe	1	62-164
Data T [®] -Cutter	1	45-074
Cable Splicing Knife w/holder	1	35-091
Ratchet Telemaster™, RJ-11/RJ-45	1	30-696
F-Connector Tool	1	35-046

Paired Conductor Products

Wall Plates



Telephone Wall Plates are listed and approved by the Underwriter's Laboratories and contain 50 micro inches of gold plating on the contacts.

Telephone Wall Plates - Standard Size (2-3/4 in. x 4-1/5 in.)

Description	Color	Qty.	Cat. No.
RJ-11, 2 Pair 	Ivory	Card of 1	85-206
		Box of 100	86-206
	White	Card of 1	85-207
		Box of 100	86-207
	Almond	Card of 1	85-223
		Box of 100	86-223
Dual RJ-11, 2 Pair 	Ivory	Card of 1	85-208
		Box of 100	86-208
	White	Card of 1	85-209
		Box of 100	86-209
	Almond	Card of 1	85-225
		Box of 100	86-225
RJ-11, 3 Pair 	Ivory	Card of 1	85-212
		Box of 100	86-212
	White	Card of 1	85-213
		Box of 100	86-213
	Almond	Card of 1	85-214
		Box of 100	86-214
Dual RJ-11, 3 Pair 	Ivory	Card of 1	85-215
		Box of 100	86-215
	White	Card of 1	85-216
		Box of 100	86-216
	Almond	Card of 1	85-227
		Box of 100	86-227
Dual RJ-45, 4 Pair 	White	Card of 1	85-217
		Box of 100	86-217
RJ-11, 2 Pair Wall Mount Plate 	Ivory	Card of 1	85-218
		Box of 100	86-218
	White	Card of 1	85-219
		Box of 100	86-219
	Almond	Card of 1	85-229
		Box of 100	86-229
CATV Coax	Ivory	Card of 1	85-200
		Box of 100	86-200
	White	Card of 1	85-201
		Box of 100	86-201
	Almond	Card of 1	85-220
		Box of 100	86-220
Dual CATV/Coax	Ivory	Card of 1	85-204
		Box of 100	86-204
Combo CATV/RJ-11	Ivory	Card of 1	85-205
		Box of 100	86-205
	White	Card of 1	85-222
		Box of 100	86-222
	Almond	Card of 1	85-222
		Box of 100	86-222

Telephone Wall Plates — Mid-Size (3-1/8 in. x 4-7/8 in.)

Description	Color	Qty.	Cat. No.
RJ-11, 2 Pair 	Ivory	Card of 1	85-242
		Box of 100	86-242
	White	Card of 1	85-237
		Box of 100	86-237
	Almond	Card of 1	85-233
		Box of 100	86-233
Combo CATV/RJ11	Ivory	Card of 1	85-241
		Box of 100	86-241
	White	Card of 1	85-236
		Box of 100	86-236
	Almond	Card of 1	85-232
		Box of 100	86-232
CATV Coax	Ivory	Card of 1	85-239
		Box of 100	86-239
	White	Card of 1	85-234
		Box of 100	86-234
	Almond	Card of 1	85-230
		Box of 100	86-230
Dual CATV Coax	White	Box of 100	86-235

Surface Jacks



For initial installations where cable cannot be pulled through wall or for replacement of modular four-prong jacks.

Description	Color	Qty.	Cat. No.
RJ-11, 2 Pair	White	Card of 1	85-244
RJ-11, 2 Pair	Ivory	Card of 1	85-245
RJ-11, 2 Pair	Almond	Card of 1	85-246



Cables



85-770



85-780

- Customizable bulk cable
- Bulk CAT 5e solid 4-pair, CMR rated, 24 AWG, 350 MHz cable
- Bulk 2-conductor in-wall, 16 AWG speaker wire

Description	Cat. No.
CAT 5e Cable - 100 ft.	85-780
In-wall Speaker Wire - 50 ft.	85-770

Insulation Displacement Connectors (IDC)



85-900

85-925

85-950



45-719

IDC connectors create fast splice and tap connections on solid copper wires. Designed for low voltage telecommunication cables.

- Moisture-resistant sealant protects wires from corrosion
- Use with solid copper single-conductor wire
- Kinetic Super™ Wire Stripper/Crimper easily cuts and strips 22 to 24 AWG solid wire

Description	Qty.	Cat. No.
UB-I, 2-Wire Tap Splice IDC	25	85-900
UR-I, 3-Wire Butt Splice IDC	25	85-925
UY-I, 2-Wire Butt Splice IDC	25	85-950
UR-I, 2-Wire Butt Splice IDC	100	86-925
UY-I, 2-Wire Butt Splice IDC	100	86-950
UB-I, 2-Wire Tap Splice IDC	1,000	87-900
UR-I, 3-Wire Butt Splice IDC	1,000	87-925
UY-I, 2-Wire Butt Splice IDC	1,000	87-950
IDC Combo Pack	25	85-960
Kinetic Super™ Wire Stripper/Crimper	1	45-719

CAT 6 Modular Plugs

- Supports CAT 6
- Unique three-piece design provides easy installation and optimal performance
- Crimps with a standard RJ-45 crimp die
- 50 micron gold contacts, 8-position, 8-contact
- Suitable for solid or stranded conductors



Description	Qty.	Cat. No.
CAT 6 Modular Plugs	25	85-366

Modular Plugs



85-403

85-396

85-394

- All plugs comply with FCC 68 guidelines and are UL Listed
- Plugs are capable of supporting the latest EIA/TIA cable system performance categories when installed in compliance with appropriate EIA/TIA standards and methods
- Plugs offered for round cable with solid conductors and for flat cable and stranded conductors
- Position and contact configurations cover popular styles

Description	Qty.	Cat. No.
6-Position 4-Contact Flat Stranded	25	85-351
	50	85-401
	100	86-401
6-Position 6-Contact Flat Stranded	25	85-352
	50	85-402
	100	86-402
4-Position 4-Contact Flat Stranded (Handset)	100	86-398
8-Position 8-Contact Flat Stranded	25	85-353
	50	85-403
	100	86-403
	25	85-344
6-Position 4-Contact Round Solid	50	85-394
	100	86-394
6-Position 6-Contact Round Solid	100	86-395
8-Position 8-Contact CAT 6 Modular Plug	25	85-366
8-Position 8-Contact Round Solid	25	85-346
	50	85-396
	100	86-396



B

Coaxial Termination Products

Coaxial Selection Chart

Compression Style



Cable	Cutter	Stripper	Crimper	Connector	Tester
CATV/SATV/F-type					
RG-59	45-074, 45-075	45-265, 45-603, 45-320	30-603, 30-793, 30-703, 30-720, 30-633	89-054, 89-104, 89-059, 89-159	33-856, 33-880 33-881, 33-887*
RG-6	45-074, 45-075	45-262, 45-603, 45-320	30-603, 30-793, 30-703, 30-720, 30-633	89-055, 89-105, 89-060, 89-160	
RG-6 Quad Shield	45-074, 45-075	45-282, 45-603, 45-320	30-603, 30-793, 30-703, 30-720, 30-633	89-056, 89-106, 89-060, 89-160	
RG-6 & Quad 6 Plenum	45-074, 45-075	45-510	30-603, 30-793, 30-703, 30-720, 30-633	89-060P, 89-160P	
RG-11	45-074, 45-075	45-164, 45-510	30-603, 30-793, 30-720	89-011	
Minis	45-074, 45-075	45-529	30-603, 30-793, 30-703	89-014SM, 89-014SMRCA	
BNC					
RG-59	45-074, 45-075	45-265, 45-603, 45-320	30-603, 30-793, 30-703	89-058, 89-5058	33-856, 33-880 33-881, 33-887*
RG-6	45-074, 45-075	45-265, 45-603, 45-320	30-603, 30-793, 30-703	89-057, 89-5057	

Crimp Style



Cable	Cutter	Stripper	Crimper	Connector	Tester
CATV/SATV/F-Type					
RG-59	45-074, 45-075	45-265, 45-603, 45-320	30-503	85-036, 85-016	33-856, 33-880 33-881, 33-887*
RG-6	45-074, 45-075	45-265, 45-603, 45-320	30-503	85-037, 85-017, 86-017	
RG-6 Quad Shield	45-074, 45-075	45-282, 45-603, 45-320	30-503	85-057, 85-030, 86-030	
RG-6 Plenum	45-074, 45-075	45-282, 45-603	30-503	N/A	
RG-11	45-074, 45-075	45-164, 45-510	N/A	N/A	
BNC					
RG-59, Non-Plenum	45-074, 45-075	45-520	30-502, 30-483	85-513, 85-517, 85-502	33-856, 33-880 33-881, 33-887*
RG-6 Non-Plenum	45-074, 45-075	45-520	30-483	85-545	

*Need LA-4173 adapter.

Coaxial Termination Products

Data T[®]-Cutter

45-075



45-074



Cuts round communication cable and maintains cable geometry for better cable performance. Data T[®]-Cutter cuts multi-pair cable up to .500 in. (12.7 mm) and coaxial cable up to RG-9/U. Blade cutting capabilities suitable for soft cables (not ACSR).

- Steel reinforced center conductors can be trimmed with bolt cutting holes
- Cushioned comfort grip handles
- Locking latch keeps tool closed in pouch

Description	Cat. No.
Data T [®] -Cutter	45-074
Data T [®] -Cutter II	45-075

Center Conductor Cutter

Trims coax center conductor to 3/16 in. (4.8 mm) length for proper installation into a dual crimp coax connector.



Description	Cat. No.
Center Conductor Cutter	35-060

Economy Coax Cable Stripper

- For RG-6, RG-6 Quad and RG-59
- No adjustment required
- Strips center conductor & cable jacket



Description	Cat. No.
Coax Cable Stripper	45-320
Coax Connector Kit w/four RG-6 Push-On F-Connectors	33-320

Toggle[®] Coax Strippers

- Toggle[®] Tools for stripping Ethernet, Thinnet, RG-62 or RG-59 coax cable and other cable sizes



Description	Cat. No.
Coax Stripper for RG-8/11U	45-510
Coax Stripper for RG-6	45-513

Mini Coax Stripper

- Adjustable stripper for mini coax cable



Description	Cat. No.
Mini Coax Stripper	45-529

Coax/UTP Cable Stripper

- Features a primary and secondary active strip cartridge
- Strips UTP, RG-59, RG-6 Quad and RG-6 coax cable
- Rotates easily around finger
- Push-on ring for easy connector termination



Description	Cat. No.
Coax/UTP Cable Stripper	45-603
RG-6/6Q/59 Replacement Cartridge	LB-2726
UTP Replacement Cartridge	LB-2727

Coax Stripmaster[®] Wire Strippers

- Speeds 2-step cable stripping
- Spring-action operation grips and strips in one motion
- Knife-type blades feature multiple hole diameters sized for two step removal of outer jacket insulation and center conductor



Description	Coax Cable Type (RGU)	Repl. Blade Cat. No.	Cat. No.
Coax Stripmaster [®] for RG-6	RG-6	LB-740	45-262
Coax Stripmaster [®] for RG-59	RG-59	LB-743	45-265
Coax Stripmaster [®] for RG-6 Quad Shield	RG-6 Quad Shield	LA-3953	45-282

Round Cable Slitting and Ringing Tool

- Cuts around cable jacket as well as slits the length of jacket for easy removal
- Use with single or multiple conductor cable up to 1.75 in. O.D.
- Blade adjusts for jacket thicknesses up to .125 in.
- Spare blade in handle base



Description	Cat. No.
Round Cable Slitting and Ringing Tool	45-144
Replacement Blades for 45-144 (2/pkg.)	LB-1748

Coax Strippers

- Specific adjustments needed for each cable size



Description	Replacement Cassette	Cat. No.
Coax Stripper - 3 Step <ul style="list-style-type: none"> • For crimp BNC and TNC conn. • Strips braid 0.240 in. or 6mm and Dielectric 0.240 in. or 6mm 	45-522 (Black)	45-520
Coax Stripper - 3 Step <ul style="list-style-type: none"> • For dual crimp BNC/TNC and Thinnet BNC conn. • For 735A Belden[®] cable • Strips braid 0.328 in. or 8.2mm and dielectric 0.109 in. or 2.7mm 	45-523 (Brown)	45-521
Coax Stripper - 2 Step <ul style="list-style-type: none"> • For F-Type, many single crimp BNC/TNC's, Twist-on BNC/TNC's, Twinax and UHF conn. • Strips 0.250 in. or 6.35mm 	45-524 (Blue)	45-526

UTP/STP/Coaxial Cable Strippers

- Adjustable blades can be set for any depth to help ensure nick-free strips



Description	Typical RG Cables	Cat. No.
Coaxial Cable Stripper, up to 1/8 in. (3.2mm) O.D.	RG-174, RG-187	45-162 (Gray)
Coaxial Cable Stripper, 1/8 in. (3.2mm) to 7/32 in. (5.556mm) O.D.	RG-58 Mini Coax	45-163 (Blue)
Coaxial Cable Stripper, 1/4 in. (6.4mm) to 9/16 in. (14.3mm) O.D.	RG-11, RG-8	45-164 (Blue)
Cable Stripper, 3/16 in. (4.8mm) to 5/16 in. (8mm) O.D.	RG-59, UTP Cable	45-165 (Black)
Replacement Blade Set* for 45-162, 45-163, 45-165	—	L-9225
Replacement Blade Set* for 45-164	—	L-9226

*A set of blades consists of three straight blades and one round blade.

Coax Strip and Crimp Tool

- Precision, form-ground stripping holes remove outer jacket and insulation from RG-59 and RG-6 coaxial cable
- Durable blades cut copper-coated steel conductors
- Three crimping nests for crimping F-connectors and ring terminals
- Cushioned, comfort-grip handles



Description	Cat. No.
Coax Strip & Crimp Tool	30-433
Coax Strip & Crimp Tool Kit w/ten RG-6 F-Connectors	30-433F

4-Way Indent Crimp Tools

Crimp solid barrel contacts for RS232 interface connectors. Feature four-way indent dies (per MS22520 specifications), full cycle ratchet, built-in pin and socket locator and comfort-grip handles.



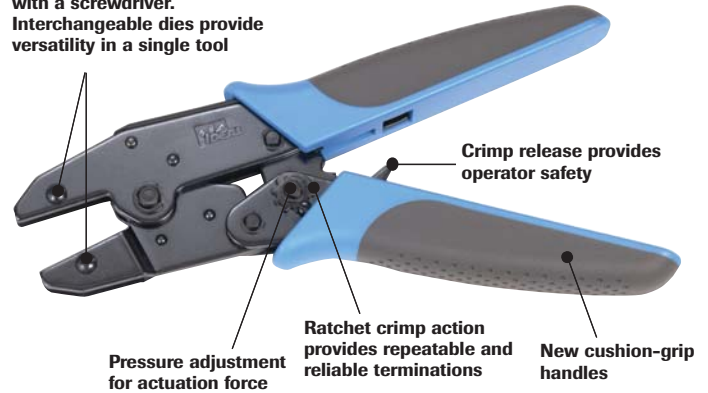
35-465

- High-grade steel construction for outstanding performance

Description	Cat. No.
20-26 AWG (.519 mm ² - .128 mm ²) RS232 D-sub Round Barrel Contacts, Pins or Sockets	35-465
16-22 AWG (1.31 mm ² - .324 mm ²) Round Barrel Contacts, Pins, Sockets and Deutsch 16 Pin Contacts	35-466
Trompeter BNC Connector Center Pins	35-468

Crimpmaster™ Crimp Tool Replacement Die Sets

Dies change quickly and easily with a screwdriver. Interchangeable dies provide versatility in a single tool



Coaxial Termination

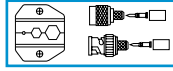
Description	Tool Cat. No.	Replacement Die Set Cat. No.
22-10 AWG (.324mm ² - 5.261mm ²) fully insulated slide-on connectors	—	30-594
Insulated Terminal Crimp Tool with built-in locator	30-479	—
22-12 AWG (.324mm ² - 3.31mm ²) Non-insulated open barrel crimp style connectors	—	30-586
RG-58, 59, 62 Non-plenum Cambridge BNC/TNC connectors	30-481	30-573
RG-8/11, RG-213, RG-216 Ethernet Thickwire, N-Series type plugs and jacks	30-482	30-577
RG-9, Belden® 8281® and RG-6 Cable, 50 & 75 Ohm	30-483	30-578
RG-58 and RG-174 cable for 50 and 75 Ohm cables	—	30-587
RG-174 Mini-59 Hex BNC/TNC coax connector	30-485	30-576
RG-58 and RG-59 Plenum cables, Thinwire PVC Hex	—	30-591
16-26 AWG (1.31mm ² - 1.28mm ²) Miniature insulated rings and splices	—	30-572
22-10 AWG (.324mm ² - 5.261mm ²) Insulated ring tongue terminals and splices	30-500	30-579
22-8 AWG (.3mm ² - 8mm ²) Non-insulated terminals and splices	—	30-580
RG-58 RG-59/62AU BNC/TNC 3-Piece Hex type connectors	30-502	30-581
CATV RG-59 and RG-6 Captive Ring F-connectors	30-503	30-582
RG-6, RG-174, Belden-Type RG-8281 cables	—	30-570
Mini UHF and BNC/TNC 5 cavity	—	30-593
30-18 AWG, Open barrel pins and sockets	—	30-599

Coaxial Termination Products

Crimpmaster™ Crimp Tool Replacement Die Sets

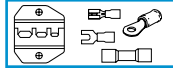
30-570 (Tool w/die N/A)

RG-6, RG-174, Belden-Type RG-8281 cables, Hex. 0.324 (8.23 mm), 0.178 (4.52 mm), 0.068 (1.73 mm)



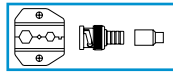
30-572 (Tool w/die N/A)

16-26 AWG (1.31 mm² - .128 mm²) miniature insulated rings, spade and butt splices



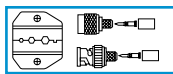
30-573 (Tool w/die 30-481)

Cambridge CP-88, CP-89 BNC/TNC coax connectors with RG-58, RG-59/62 AU cables (Hex 0.305 (7.75 mm), 0.068 (1.73 mm), 0.228 (5.79 mm))



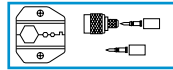
30-576 (Tool w/die 30-485)

RG-174, Mini 59 BNC/TNC Connectors, Hex. 0.178 (4.52 mm), 0.128 (3.25 mm), 0.068 (1.73 mm)



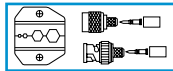
30-577 (Tool w/die 30-482)

N-Series and RG-8/11 Connectors, Hex. 0.429 (10.90 mm), 0.100 (2.54 mm), 0.080 (2.03 mm)



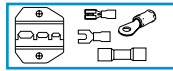
30-578 (Tool w/die 30-483)

RG-59, RG-6, and 8281 50 and 75 OHM cables (Hex. 0.324 (8.23 mm), 0.255 (6.48 mm), 0.068 (1.73 mm), 0.042 (1.07 mm))



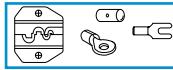
30-579 (Tool w/die 30-500)

22-10 AWG (.324 mm² - 5.261 mm²) insulated terminals/ color coded nests



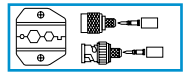
30-580 (Tool w/die N/A)

22-8 AWG (.3 mm² - 8 mm²) non-insulated terminals



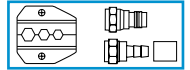
30-581 (Tool w/die 30-502)

RG-58, RG-59/62, BNC/TNC Coax Connectors, Hex. 0.255 (6.48 mm), 0.213 (5.41 mm), 0.068 (1.73 mm)



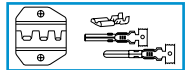
30-582 (Tool w/die 30-503)

F-type CATV RG-59, RG-6 Connectors, Hex. 0.350 (8.89 mm), 0.320 (8.13 mm), 0.255 (6.48 mm)



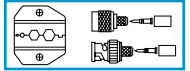
30-586 (Tool w/die N/A)

22-12 AWG (.324 mm² - 3.31 mm²) Non Insulated Open Barrel Connectors, Commercial Type



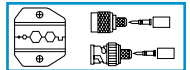
30-587 (Tool w/die N/A)

RG-58, RG-174 and RG-8218 for both 50 and 75 ohm cables (Hex 0.213 (5.41 mm), 0.178 (4.52 mm), 0.068 (1.73 mm), 0.042 (1.07 mm))



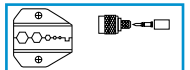
30-591 (Tool w/die N/A)

Plenum and Non-Plenum Thinwire Cables RG-58 and 59 (Hex. 0.213 (5.41 mm), 0.190 (4.83 mm), 0.068 (1.73 mm), 0.042 (1.07 mm))



30-593 (Tool w/die N/A)

Mini UHF and BNC/TNC 5 cavity, Hex. 0.052 (1.32 mm), 0.068 (1.73 mm), 0.100 (2.54 mm), 0.213 (5.41 mm), 0.255 (6.48 mm)



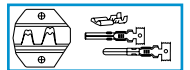
30-594 (Tool w/die N/A)

Fully Insulated quick disconnect terminals with thinner wire barrels 22-10 AWG (.324 mm² - 5.261 mm²)



30-599 (Tool w/die N/A)

30-18 AWG (.205 mm² - 2.08 mm²) Open Barrel Pins and Sockets



F-Series Coaxial Crimp Connectors

F-Series Connectors utilize threaded couplings and cable conductors as contacts for CATV and other UHF applications.

	Description	Qty.	Cat. No.
	F-Series, Twist-on Plug, RG-59	Card of 4	84-018
		Card of 10	85-035
	F-Series, Crimp Plug, RG-59	Card of 4	84-016
		Card of 10	85-036
		Card of 50	85-016
	F-Series, Crimp Plug, RG-6	Card of 4	84-017
		Card of 10	85-037
		Card of 50	85-017
		Box of 100	86-017
	F-Series, Crimp Plug, RG-6, Quad Shield	Card of 4	84-030
		Card of 10	85-057
		Card of 50	85-030
		Box of 100	86-030
	F-Series, Female Adapter	Card of 10	85-031
	F-Series, Terminator	Card of 10	85-038
	F-Type, Twist-on RG-6	Card of 4	84-039
		Card of 10	85-053
		Card of 50	85-039
		Box of 100	86-039

OmniSeal™ Pro Compression Tools

The new IDEAL OmniSeal™ Compression Tools now offer additional features and increased connector compatibility in a smaller, more compact tool designed to meet the demands of the professional installer. OmniSeal requires no calibration or accessory attachment to terminate IDEAL branded compression connectors. Most other manufacturers compression connectors can be terminated with an easy plunger depth adjustment. The simple intuitive design combined with its size and universal connector acceptance makes this the only compression tool needed by professional installers.

- Factory preset to work with ALL IDEAL compression connectors
- Compress F-type, RCA, BNC and Mini connectors
- Adjustable to fit other manufacturer's connectors – no accessory adapters required
- Connectors approved for use by most satellite and cable TV companies

Description	Qty.	Cat. No.
OmniSeal™ Pro XL Compression Tool	1	30-793
OmniSeal™ Pro Compression Tool	1	30-603


	BNC	F-Type	RG11	RCA	Mini Coax
OmniSeal™ Pro XL 30-793	✓	✓	✓	✓	✓
OmniSeal™ Pro 30-603		✓	✓	✓	✓



OmniSeal Pro 30-603



OmniSeal Pro XL 30-793



OmniSeal™ Compression Tools

- Lightweight and durable composite material
- High leverage design reduces hand fatigue



Feature	OmniSeal™ XL 30-703	OmniSeal™ 11 30-720
For RG-6 & RG-59 Cables	X	X
Compresses RCA & F-Connectors	X	X
Compresses BNC Connectors	X	—
Works with IDEAL and PPC brand RCA connectors	X	X
For RG-11 cables	—	X

Economy Compression Tool

- Easily compresses series 6 and 59 coax compression F-connectors
- Permanent connection – never comes loose
- Works with most brands of compression connectors



Description	Cat. No.
Economy Compression Tool	30-633
Economy Compression Tool Kit - Includes four CMP RG-6 Connectors	33-633

Coaxial Termination Products

Universal Compression Connectors

- Four universal connectors terminate all plenum RG-6, RG-6, RG-59 and RG-11 braid types from 60% through quad shielding
- One connector for all cable types within a given RG series
- Approved by most satellite and cable TV companies
- Approved for indoor/outdoor use



Description	Qty.	Cat. No.
Universal RG-59 Compression Connectors	Jar of 50	89-059
	Jar of 100	89-159
Universal RG-6 Compression Connectors	Jar of 50	89-060
	Jar of 100	89-160
Plenum RG-6 Compression Connectors	Jar of 50	89-060P
	Jar of 100	89-160P
Universal RG-11 Compression Connectors	Clam of 10	89-011

CMP Compression Connectors

- Approved for use by most cable TV and satellite companies
- RF signal containment ensures strong signal
- Permanent connections do not pull off or come loose
- One-piece design for quick installation
- Compression port seal provides a water-tight seal for outdoor applications



Description	Qty.	Cat. No.
RG-59 Compression F-Connector	50	89-054
RG-59 Compression F-Connector	100	89-104
RG-6 Compression F-Connector	4	89-015
RG-6 Compression F-Connector	10	89-035
RG-6 Compression F-Connector	50	89-055
RG-6 Compression F-Connector	100	89-105
RG-6 Quad Compression F-Connector	4	89-016
RG-6 Quad Compression F-Connector	50	89-056
RG-6 Quad Compression F-Connector	100	89-106

Compression F-Connector Port Seals

- For use with IDEAL RG-6, RG-6 Quad and RG-59 F-Style compression connectors to make connections water tight



Description	Qty.	Cat. No.
Port Seals	5	89-026

BNC Compression Connectors

- Color coded by cable series for easy identification
- Approved for indoor/outdoor use



Description	Qty.	Cat. No.
BNC RG-6 Compression Connector	Clam of 15	89-057
BNC RG-6 Compression Connector	Jar of 50	89-5057
BNC RG-59 Compression Connector	Clam of 15	89-058
BNC RG-59 Compression Connector	Jar of 50	89-5058

Mini Compression Connectors

- For use with most 21-25 AWG mini coax cable
- Body is nickel plated for outstanding corrosion resistance
- Mini RCA head is gold plated for superior contact performance
- Bandwidth is 5 MHz - 3 GHz, Impedance is 75 Ohms (nominal), return loss min. -30 dB @ 3 GHz



F-Connector

RCA Connector

Description	Qty.	Cat. No.
Mini Compression F-Connector	10	89-014SM
Mini Compression RCA Connector	10	89-014SMRCA

Push-on F-Connectors

- Permanent connection
- No termination tool needed



Description	Qty.	Cat. No.
RG-6 Push-on F-Connectors	4	85-065
RG-6Q Push-on F-Connectors	4	85-066
RG-59 Push-on F-Connectors	4	85-067
RG-6 Push-on F-Connectors	50	89-165
Coax Connector Kit w/Economy Coax Stripper & four RG-6 Push-On F-Connectors	—	33-320

Coax Connector Tool - F & BNC

- Works on compression and hex connectors
- Makes attaching (and detaching) connector to equipment easier
- Aids in installing CATV connectors on coax cable
- New comfort grip handle



Description	Cat. No.
Coax Connector Tool - F & BNC — 8 in. overall (3 in. blade)	35-046

Cable TV Splitters



Description	Qty.	Cat. No.
CATV Cable Splitter, 5-900 MHz, 2-Way	Card of 1	85-032
	Box of 10	86-432
CATV Cable Splitter, 5-900 MHz, 3-Way	Card of 1	85-033
	Box of 10	86-433
CATV Cable Splitter, 5-900 MHz, 4-Way	Card of 1	85-034
High Performance Cable Splitter, 5MHz-1GHz 2-Way	Card of 1	85-132
	Box of 10	86-132
High Performance Cable Splitter, 5MHz-1GHz 3-Way	Card of 1	85-133
	Box of 10	86-133
High Performance Cable Splitter, 5MHz-1GHz 4-Way	Card of 1	85-134
	Box of 10	86-134

Satellite and Digital TV Splitters



- Designed for easy mounting over cable
- All ports are F female connectors, 75Ω
- Two grounding screws eliminate the need for grounding block
- Includes two mounting screws (Phillips/slotted head)

Description	Qty.	Cat. No.
2-Way, 5MHz - 2.3GHz	1	85-332
3-Way, 5MHz - 2.3GHz	1	85-333
4-Way, 5MHz - 2.3GHz	1	85-334

8-Way Digital Cable Splitter

- Nickel-plated housing
- High-performance impedance-balanced Printed Circuit Board design
- Bandwidth: 5MHz - 1 GHz
Impedance: 75 Ohm
- Over 120 dB of RFI shielding
- Low insertion loss
- Splits signals up to 8 outlets
- Terminators (85-038) needed for all unused ports for optimal performance



Description	Cat. No.
Digital Cable Splitter, 8-Way	85-138

Diplexer, 2.3 GHz




- Combine or split cable/antenna signals with satellite signals
- High quality PCB design
- Corrosion-resistant sealed construction
- Nickel-plated die-cast zinc housing
- Grounding hole for up to 6 AWG wire



Description	Cat. No.
Diplexer, 2.3 GHz, SATV/TV Combiner Splitter	85-323

Grounding Block

- Solid zinc alloy, nickel plated and chromate finished
- High performance 360° beryllium copper contact
- Excellent electrical performance 0 - 3,000 MHz
- UL/CSA approved



Description	Cat. No.
2-Port Grounding Block for F-Connectors	85-311

CATV Wall Plates



85-205 85-220 85-239 85-232

Telephone Wall Plates are listed and approved by the Underwriter's Laboratories and contain 50 micro inches of gold plating on the contacts.

Description - Standard Size 2-3/4 in. x 4-1/2 in.	Color	Qty.	Cat. No.
CATV Coax	Ivory	Card of 1	85-200
		Box of 100	86-200
	White	Card of 1	85-201
		Box of 100	86-201
	Almond	Card of 1	85-220
		Box of 100	86-220
Dual CATV Coax	Ivory	Box of 100	86-202
		Box of 100	86-203
	Ivory	Card of 1	85-204
		Box of 100	86-204
	White	Card of 1	85-205
		Box of 100	86-205
Almond	Card of 1	85-222	
	Box of 100	86-222	
Description - Mid-Size 3-1/8 in. x 4-7/8 in.	Color	Qty.	Cat. No.
Combo CATV/RJ11	Ivory	Card of 1	85-241
		Box of 100	86-241
	White	Card of 1	85-236
		Box of 100	86-236
	Almond	Card of 1	85-232
		Box of 100	86-232
CATV Coax	Ivory	Card of 1	85-239
		Box of 100	86-239
	White	Card of 1	85-234
		Box of 100	86-234
	Almond	Card of 1	85-230
		Box of 100	86-230
Dual CATV Coax	White	Box of 100	86-235

Coaxial Termination Products

Economy Data and CATV Kit



Kit 33-915 Includes:

Description	Qty.	Cat. No.
Data T [®] -Cutter	1	45-074
Economy Coax Stripper	1	45-320
Economy UTP Stripper	1	45-167
Non-Impact Turn-Lock™ Tool w/110 Blade	1	35-492
Telemaster™ Telephone Tool	1	30-496
Economy Compression Tool	1	30-633
Mechanics Bag	1	35-535

Basic Data and Video Kit



Kit 33-916 Includes:

Description	Qty.	Cat. No.
Data T [®] -Cutter	1	45-074
UTP Stripper	1	45-165
Stripmaster [®] Wire Stripper for RG-6	1	45-262
Punchmaster™ II Punch Down Tool w/110 Blade	1	35-485
OmniSeal™ Pro XL Compression Tool	1	30-793
TRACEtone™ Tone Generator & Amplifier Probe	1	62-140
VDV Multimedia Cable Tester	1	33-856
Journeyman Electrician's Tote™	1	35-462

Compression Connector Installation Kit



Kit 33-623 Includes:

Description	Qty.	Cat. No.
Data T [®] -Cutter	1	45-074
Coax Cable Stripper	1	45-320
Economy Compression Tool	1	30-633
Pouch w/belt clip	1	—

Data/Video Kit



Kit 33-917 Includes:

Description	Qty.	Cat. No.
Data T [®] -Cutter	1	45-074
Twist-a-Nut™ 7-in-1 Screwdriver	1	35-908
UTP Stripper	1	45-165
Coax Stripper w/Replaceable Cartridge	1	45-526
Punchmaster™ II Punch Down Tool w/110 Blade	1	35-485
110/66 Blade Combo Punch Down Blade	1	35-407
Crimpmaster™ Crimp Tool for RJ-45 Modular Plugs	1	30-522
OmniSeal™ Pro XL Compression Tool	1	30-793
Probe Pic and Spudger	1	35-473
Coax Connector Tool - F & BNC	1	35-046
VDV MultiMedia Cable Tester	1	33-856
Amplifier Probe	1	62-164
Electrician's Scissors w/Stripping Notch	1	35-088
Large Mouth Bag — 13 in.	1	35-410

Economy CATV Compression Kit



Kit 33-621 Includes:

Description	Qty.	Cat. No.
Economy Compression Tool	1	30-633
Data T [®] -Cutter	1	45-074
Economy Coax Stripper	1	45-320
Zipper Pouch	1	35-402
RG-6 CMP Compression Connectors	4	89-015

Crimpmaster™ F-Type (CATV) Connectors Kit



Kit 33-400 Includes:

Description	Qty.	Cat. No.
Crimpmaster™ CATV Crimp Tool	1	30-503
F-Connector, Crimp-on RG-59 Plugs	20	85-016
F-Connector, Crimp-on RG-6 Plugs	20	85-017

Residential Compression Kit



Kit 33-625 Includes:

Description	Qty.	Cat. No.
OmniSeal™ Pro Compression Tool	1	30-603
Mechanic's Tool Bag	1	35-535
Data T [®] -Cutter	1	45-074
Coax Stripmaster [®] Wire Stripper for RG-6	1	45-262
Stripmaster [®] RG-6 Quad Shield Repl. Blade	1	LA-3953
Universal RG-6 Compression Connectors	50/jar	89-060

Economy Compression Kit



Kit 33-620 Includes:

Description	Qty.	Cat. No.
Economy Tool	1	30-633
Data T [®] -Cutter	1	45-074
Coax Stripper	1	45-526
RG-59 Compression F-Connectors	10	89-054
RG-6 Quad Compression F-Connectors	10	89-056
RG-6 Compression F-Connectors	20	89-055

Service Compression Kit



Kit 33-630 Includes:

Description	Qty.	Cat. No.
Universal RG-6 Compression Connectors	50	89-060
Plenum RG-6 Compression Connectors	10	89-060P
BNC RG-59 Compression Connectors	10	89-058
BNC RG-6 Compression Connectors	10	89-057
OmniSeal™ Pro XL Compression Tool	1	30-793
Compression F-Connector Port Seals	5	89-026
Data T [®] -Cutter	1	45-074
Coax Stripmaster [®] Wire Stripper for RG-6	1	45-262
Replacement Blade for 45-262	1	LA-3953

Cable Service/Termination Kit



Kit 33-861 Includes:

Description	Qty.	Cat. No.
Data T [®] -Cutter	1	45-074
Center Conductor Cutter	1	35-060
UTP/Coax Stripper	1	45-165
Coax Stripper w/black cassette	1	45-520
Crimpmaster™ RG-58/59 Crimp Tool	1	30-502
2, 4, 6-Position Die Set for RJ-11 Plugs	1	30-556
8-Position Die Set for RJ-45 Plugs	1	30-559
Punchmaster™ II Punch Down Tool w/66 Blade	1	35-487
Punchmaster™ II 110 Blade only	1	35-495
ABS™ Signal Thrower™	1	62-184
ABS™ Tester	1	62-180
LinkMaster™ Tester w/Remote	1	62-200
Cable Assemblies	1	K-7921

Twisted Pair/Coax Termination Kit



Kit 33-869 Includes:

Description	Qty.	Cat. No.
Data T [®] -Cutter	1	45-074
Scissors w/Stripping Notch	1	35-088
Center Conductor Cutter	1	35-060
UTP/Coax Stripper	1	45-165
Coax Stripper w/Black Cassette	1	45-520
Crimpmaster™ Frame Only	1	30-506
2, 4, 6-Position Die Set for RJ-11 Plugs	1	30-556
8-Position Die Set for RJ-45 Plugs	1	30-559
RG-58/59/62 BNC Die Set	1	30-581
Punchmaster™ II w/110 Blade	1	35-485
Punchmaster™ II 66 Blade Only	1	35-497
ABS™ Signal Thrower™	1	62-184
ABS™ Tester	1	62-180
ZipKit™ Carrying Case	1	35-419

Coaxial Termination Products

RG-6 Push-on Connector Kit



Kit 33-320 Includes:

Description	Qty.	Cat. No.
RG-6 Push-On Connectors	4	85-065
2-Step 59 & 6 Series Stripper	1	45-320

Pro Installer Kit



Kit 33-945 Includes:

Description	Qty.	Cat. No.
Large Mouth Bag – 18 in.	1	35-427
110/66 Blade	1	35-407
66 Blade only	1	35-497
Punchmaster™ II 110 Blade only	1	35-485
Lever™-Snips Electrician's Scissors	1	35-087
Probe Pic and Spudger	1	35-473
UTP/STP Stripper	1	45-165
7-in-1 Twist-a-Nut™ Screwdriver/Nutdriver	1	35-908
Mag-Tape™ Tape Measure	1	35-238
Torpedo Level	1	35-205
Jab Saw	1	35-275
OmniSeal™ Pro XL Compression Tool	1	30-793
Coax Stripper - 2-Step	1	45-526
Smart-Grip™ Long-Nose Pliers – 7-3/4 in.	1	35-3037
Smart-Grip™ Tongue & Groove Pliers – 10 in.	1	35-3430
Tongue & Groove Pliers – 9-1/2 in.	1	35-420
Tone Generator	1	62-160
Amplifier Probe	1	62-164
Data T®-Cutter	1	45-074
Cable Splicing Knife	1	35-091
Ratchet Telemaster™	1	30-696
F-Connector Tool	1	35-046

BNC Coaxial Connectors

IDEAL coaxial connectors are available in two grades. A premium specification grade features precision machined brass bodies with nickel plating. The commercial grade consists of machined diecast components with nickel plating. A variety of connectors handle different termination types, cable size, impedance rating and attachment means.


- Connector construction covers both plenum and non-plenum cable jackets
- Captive gold center contacts provide maximum conductivity and minimal resistance
- Nickel plating resists corrosion, tarnish and ensures signal quality
- Meets military specifications. MS39012 and MIL202 where applicable.
- Available in both small and bulk quantities to suit a range of application requirements


	Connector Type	Cable Type	Center Conductor	Jacket	Connector Impedance	Connector Grade	Insulation	Model	Qty.	Cat. No.
	BNC Plug	RG-58	20 AWG Solid	Non-Plenum	50 Ohm	Commercial	Delrin	IA-3620	Bag of 5	85-490
	BNC Plug	RG-58	20 AWG Solid	Non-Plenum	50 Ohm	Specification	Delrin	IA-3621	Bag of 5	85-491
	BNC Plug	RG-59	20 AWG Solid	Non-Plenum	75 Ohm	Commercial	Delrin	IA-3617	Bag of 5	85-502
	BNC Plug	RG-59	20 AWG Solid	Plenum	75 Ohm	Commercial	Delrin	IA-3618	Box of 100	86-502
	BNC Plug	RG-59	22-23 AWG Solid	Non-Plenum	75 Ohm	Commercial	Delrin	IA-3624	Bag of 5	85-513
	BNC Plug	RG-59	22-23 AWG Solid	Plenum	75 Ohm	Commercial	Delrin	IA-3626	Bag of 5	85-515
	BNC Plug	RG-59	22-23 AWG Solid	Non-Plenum	50 Ohm	Specification	Delrin	IA-3592	Bag of 5	85-517
	BNC Plug	RG-6	18 AWG Solid	Non-Plenum	75 Ohm	Specification	Delrin	IA-3634	Bag of 5	85-545
	BNC Plug	Belden 8281	20 AWG Solid	Non-Plenum	75 Ohm	Specification	Delrin	IA-3636	Bag of 5	85-550
	BNC Jack	RG-59	22-23 AWG Solid	Non-Plenum	75 Ohm	Specification	Teflon	IA-3638	Bag of 5	85-553
	BNC Terminator	—	—	—	50 Ohm	Specification	Delrin	IA-3641	Bag of 5	85-556
	90° BNC Plug	RG-6	18 AWG Solid	Non-Plenum	75 Ohm	Specification	Delrin	IA-3659	Bag of 5	85-575
	BNC Tee Adapter	—	BNC Tee Adapter	—	50 Ohm	Commercial	Delrin	IA-3667	Bag of 5	85-588
	BNC Adapter		Jack to Jack		50 Ohm	Specification	Delrin	IA-3668	Bag of 5	85-590
	BNC Twist-on Plug	RG-59	22-23 AWG Solid	Non-Plenum	50 Ohm	Commercial	Delrin	IA-3677	Bag of 5	85-480

BNC/TNC & F-Series Connector Removal Tools

- BNC/TNC connector removal tools for easy access to high density locations of connectors.

Description	Cat. No.
12 in. (30.5 cm) Overall Length, 8 in. (20.3 cm) Blade Length	35-042
16 in. (40.6 cm) Overall Length, 12 in. (30.4 cm) Blade Length	35-043





Fiber Optic Products

Simplex/Duplex 3mm Jacket Stripper



- Designed to remove the jacket from 3mm Simplex or Duplex (zip cord) fiber optic cable
- Form-ground, knife-type blades for accurate easy stripping without damaging the fiber or Kevlar® strength member
- Contoured, comfort-grip handles to reduce operator fatigue

Description	Cat. No.
Simplex/Duplex 3mm Jacket Stripper	45-349

Note: Kevlar® is a registered trademark of DuPont.

Stripmaster® Ribbon Fiber Jacket Stripper



- Removes jacket from Ribbon Fiber without damage to the Kevlar® strength member of the Ribbon Fiber

Note: Frame and blade-set sold separately.

Description	Cat. No.
Stripmaster® Frame only	L-5620
Blade-set for use with Corning Plenum and Riser Ribbon Fiber Cable	LB-1152
Blade-set for use with Corning "Fanout" Ribbon Cable	LB-1153

Note: Kevlar® is a registered trademark of DuPont.

Serrated Cutter (For Kevlar®) with Breaker Notch



- Two-Step process significantly increases the life of this rugged tool
- Superior quality high-carbon stainless steel with molybdenum and vanadium provides the super-hard edges needed to stand up to the demands of today's market
- Textured cushioned-grip handles
- Value-priced for contractors, cable assembly houses, fiber installers/technicians and tool kits

Description	Cat. No.
Serrated Cutter w/Breaker Notch (Patent pending)	45-344

Note: Kevlar® is a registered trademark of DuPont.

MiniLite-Strip™ Optical Fiber Stripper



- Small strip notch engineered and precision-ground to strip 900 micron or 250 micron buffer coatings from 125 micron fiber
- Larger round strip notch machined to remove the 3mm outer jacket
- Strip notches pre-set and locked, no field adjustment necessary

Description	Cat. No.
MiniLite-Strip™ Optical Fiber Stripper	45-352

Lite-Strip™ Optical Fiber Stripper




V-notch blades strip a wide range of outer cable jacket. Precision-ground, replaceable knife-type blades strip tight buffer tube insulations (900µm). Also strips mechanically strippable coatings from 250 microns to 900 microns.

- Replaceable precision-ground blades cleanly strip buffer coatings
- New funneled hole makes cable insertion easier
- Improved spring mounting returns handles to original position after every application
- One-step, 900 micron stripping hole provides broader stripping range
- Extra durable to withstand normal drops without requiring tool realignment
- New gauge color makes fiber and hole identification easier
- Improved comfort-grip handles for an easier, more comfortable stripping process

Description	Fiber Sizes	Cat. No.
Lite-Strip™ Optical Fiber Stripper (900µm/250µm)	125µm, 140µm	45-350

Cable Strippers

45-162



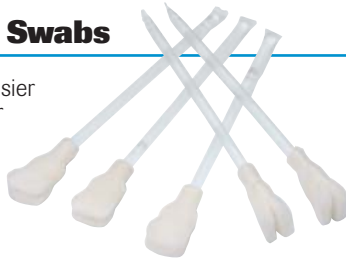
This lightweight, compact stripper is inexpensive and simple to operate.

- Adjustable blades can be set for any depth to help ensure nick-free strips
- Use with twisted-pair wire, tightly wrapped stranded cables, CATV cable, CB antenna cable, SO, SJ, SJT and other types of flexible power cords
- Includes three straight and one round blade

Description	Cat. No.
Cable Stripper, up to 1/8 in. (3.2 mm) O.D., Gray	45-162
Cable Stripper, 1/8 in. (3.2 mm) to 7/32 in. (5.556 mm) O.D., Blue	45-163
Replacement Blade Set for 45-162, 45-163, 45-165	L-9225

Split-Tip Fiber Optic Swabs


- Split-tip design cleans fiber easier and more efficiently than other methods
- Tube/handle is pre-loaded with 99% isopropyl alcohol
- A single swab can be used for many cleanings or until the alcohol is gone



Description	Qty.	Cat. No.
Split-Tip Fiber Optic Swabs	20/bag	45-360

DualScribe™ Double-Ended Fiber Optic Scribes

- Three professional quality blade styles to choose from to meet your specific needs – Ruby, Sapphire, Carbide
- Color-coded handles for quick, easy identification
Red – Ruby
Blue – Sapphire
Black – Carbide
- 30° single bevel – DualScribe™ reversible blade doubles tool life
- Soft non-slip grip provides precise control during scribing
- Clear safety cap protects the blades from damage when not in use



Description	Handle Color	Cat. No.
Ruby Blade Fiber Optic Scribe	Red	45-357
Sapphire Blade Fiber Optic Scribe	Blue	45-358
Carbide Blade Fiber Optic Scribe	Black	45-359

Plastic Polishing Fixture

- Universal fitting accepts all ST®, SC and FC connectors with 2.5mm ferrules
- Economically priced
- Grooved face for polishing efficiency
- Precision tool used by manufacturers, contractors and in tool kits



Description	Cat. No.
Plastic Polishing Fixture	45-342

Note: ST® is a registered trademark of AT&T.

Stainless Steel Polishing Fixture for Optical Fiber ST® and SC Type Connectors

Produces polished fiber optic ST® and SC type connectors for optimum connector performance.

- Precision-machined, stainless-steel disk provides accurate polishing angle for desired end face finish
- Stainless-steel hardness maintains long life and resists uneven wear
- Stepped surface reduces drag and friction for easier polishing




Description	Qty.	Cat. No.
Polishing Fixture for Optical Fiber SC/ST® Type Connectors	1	45-341

Note: ST® is a registered trademark of AT&T.

Polishing Films for Fiber Optic Connectors

- For optimum connector polishing results, we recommend a three-step procedure using 0.5µm, 3µm and 12µm 3" x 6" aluminum oxide polishing films
- Lot-to-lot consistency in our films means repeatable connector finishes on ceramic, stainless steel, plastic and composite ferrules
- A single sheet will typically yield 10 to 20 connectors when using the recommended 3-step procedure



Description	Color	Qty.	Cat. No.
0.5µm, 3" x 6", Aluminum Oxide	Ivory	20 films/sleeve	45-337
3.0µm, 3" x 6", Aluminum Oxide	Lt. Yellow	20 films/sleeve	45-338
12µm, 3" x 6", Aluminum Oxide	Lt. Red	20 films/sleeve	45-339

Fiber Inspection Microscope

45-332



- 100X magnification for viewing multimode connectors
- Includes 2.5mm connector “Universal Adapter” for FC, ST® and SC style connectors
- Oblique illumination provides excellent view of ferrule cleanliness and core condition
- Rugged, rubberized metal housing, precision glass optics and a built-in laser safety filter
- White LED illumination delivers 100,000 hours bulb life
- Soft padded carrying case included
- Battery life 48+ hours
- Compact size 7.5” x 1.96” x 1.18”
- Optional 200X Conversion Eyepiece threads on for viewing finish/polish of singlemode connectors

Description	Cat. No.
Fiber Inspection Microscope	45-332
1.25mm Connector Adapter — LC Connectors	45-334
MTRJ-Style Connector Adapter	45-335
200X Conversion Eyepiece for Singlemode Connectors	45-336

Note: ST® is a registered trademark of AT&T.

VFF5 Visual Fault Finder

Laser light source used to locate breaks, faulty splices and crimps

- Universal 2.5mm interface connects directly to ST®, SC and FC connectors
- Assists in the termination of “no-polish” connectors by indicating proper cleave alignment in connectors such as the MTRJ
- Non-roll design — essential for bench top use when terminating mechanical splices or internal-splice connectors
- Rugged, metal body with protective Santoprene® over-sleeve
- Battery and case included



Description	Cat. No.
Visual Fault Finder	VFF5

Note: ST® is a registered trademark of AT&T.

D



SIGNALTEK FO
IDEAL 03/20/2006 11:56

AutoTest Manual Job Setup
Cable 1001

Fiber	Test	Result
	Wiremap/Length	Running
	Link Establishment	Pending
	DHCP	Pending
	Ping	Pending

Run TEMP Copy Recall Test Setup

Test Equipment

SIGNALTEK™-FO Multimedia Qualification Tester



SIGNALTEK-FO is the first Qualification tester that offers both copper and fiber optic testing; and SIGNALTEK-FO does it for less than the price of an Optical Test Set alone.

- Fiber Optic and Copper Gigabit Qualification – Qualify copper and fiber-optic cabling to IEEE 802.3 standards
- Multimedia Gigabit Qualification (Multimode and Single Mode capability) – Qualify short and long range cabling to a distance of up to 10km
- BERT and Optical Attenuation Measurements – Perform Bit Error Rate Testing and decibel (dB) loss measurements of optical links.
- Dual Wavelength Capability – available in both 850nm and 1300nm wavelengths to support virtually all LAN and campus fiber applications.
- Small Form factor Pluggable (SFP) modules are compact, light-weight and field changeable.
- Storage and Reporting for Thousands of Reports – Store and print Qualification reports for copper and fiber jobs using internal memory or USB “thumb-drives”.



Description	Cat. No.
SIGNALTEK™-FO w/850 Modules	33-981
SIGNALTEK™-FO w/13X0 Modules	33-982
SIGNALTEK™-FO w/850 & 13X0 Modules	33-983
SIGNALTEK™-FO w/o Modules (Fiber-Ready)	33-987

#33-983



SIGNALTEK™-FO Specifications

Ports/Connections

- USB A/B, DC power input
- Shielded RJ-45 Port: Supports 10/100/1000Mbps Ethernet connections
- Small Form-factor Pluggable (SFP): Supports IDEAL SFP modules in 850nm and 1300nm wavelengths, 1000Mbps Ethernet

SFP-850 – 850nm Module

- Class 1 Laser EN60825-1
- Compatible fiber types: 50/125mm or 62.5/125mm graded index multimode fiber
- Power Output (dBm): -9.5min, -3max
- Receiver Power Range (dBm): 0 to -20
- Max Link Length: 550m (1800ft) on 50/125mm fiber; 300m (985ft) on 62.5/125mm fiber
- Operating Temperature: -10 to 85°C (14 to 185°F), 85% RH non-condensing

SFP-13X0 – 1300nm Module

- Class 1 Laser EN60825-1
- Compatible fiber types: 50/125mm or 62.5/125mm graded index multimode fiber and 9/125mm step index single mode fiber
- Power Output (dBm): -9min, -2.5max
- Receiver Power Range (dBm): 0 to -22
- Max Link Length: 550m (1800ft) on 50/125mm fiber; 300m (985ft) on 62.5/125mm fiber; 10km (6.2mi) on 9/125mm fiber
- Operating Temperature: -10 to 85°C (14 to 185°F), 85% RH non-condensing

Length Measurement

- RJ-45 Port: TDR length measurement of 1-4 pair cables to 140m/460 ft.
- SFP Port: No length measurement of fiber optic cables

Bert Error Rate Measurements

- Copper: 10/100/1000Mbps. Error rates tested to IEEE 802.3ab standard
- Fiber: 1000Mbps. Error rates tested to IEEE 802.3ab standard.

Battery Life: Standard AA Alkaline Batteries

- Copper Testing: Approx 15 hours @ 22 tests per hour (45s Autotest)
- Fiber Testing: Recommend use of AC adapters when testing fiber

SIGNALTEK™ Cable Performance Tester

SIGNALTEK™ provides a technically innovative method to test and document performance of voice, data, video, and VoIP applications for cabling installers and network technicians. It tests the link's ability to support applications by transmitting Ethernet packets on the wire and measuring the link performance according to IEEE 802.3ab Gigabit Ethernet standard. By monitoring transmitted and received data packets, it can report the BERT (Bit Error Rate Test) for the link. It uses the latest generation of Gigabit Ethernet technology to provide the best performance to this new class of testers.



Features of SIGNALTEK™

- **Unique** - Simulate real world network traffic with full-duplex gigabit performance testing
- **Unique** - User selectable 10/100/1000 Bit Error Rate Testing (BERT) to ensure performance for all Ethernet devices
- **Unique** - Smart autotest function detects line condition and automatically chooses appropriate test to run to allow testing cable that is terminated with a SIGNALTEK remote, a network device or unterminated
- **Unique** - Save time using the remote to perform 10/100 or gigabit service detection AND initiate an Autotest when main unit is connected
- **Unique** - Maximum flexibility with two USB ports. Connect to a computer to upload test results, connect directly to a printer or connect a USB memory drive for unlimited storage
- **Unique** - Get maximum coverage with a full two-year warranty
- **Unique** - Configure multiple target IP addresses for pinging several network devices to ensure communications with servers, printers, IP cameras, home automation controls, etc.
- Offers network interrogation tools such as link establishment, port LED blink and ping
- Exceeds 100m measurement distance required by IEE 802.3ab gigabit Ethernet standard
- Easy-to-read Pass/Fail performance reports that can be stored and printed for customer documentation
- Multiple BERT configurations for VoIP, data, and video-over-IP specific testing
- Brilliant high-resolution color display visible in any lighting condition
- Uses readily available AA batteries
- Wiremap faults easily with selectable 568 A/B color coding
- TDR to accurately measure length and locate shorts and opens

SIGNALTEK™ Specifications

Cable Types

- Voice/phone cable - USOC/RJ-11/RJ-12 interface
- Data Cable - STP/UTP (RJ-45) for CAT 3/5e/6/6a/7 cabling
- Coax cable - via RJ-45 to F Patchcord, series 6, 59, 58 cabling (50/75 Ohm)

Battery Life: Standard AA Alkaline batteries

- Stand by - 90 days
- Cable testing - 30 hours
- Network monitoring - 4 hours

Physical Dimensions

- Display handset: 7.9" L x 3.6" W x 1.5" D
- Remote handset: 6.8" L x 3.5" W x 1.5" D
- Near-end Weight: 12.5 oz.

Ports/Connections

- RJ-45 test interface port
- Mini USB "A" port
- Standard USB "B" port
- DC power input for long-term network monitoring

Description	Cat. No.
SIGNALTEK™ Kit	33-974
Universal 120-240V Power Adapter	4010-00-0136
RJ-45 to 8 Head Alligator Clip	K-7920
Replacement Cable Accessory Kit - contains all original cables in SIGNALTEK™ Kit	1219-91-0003

#33-974



LANTEK® 6/6A/7G LAN Cable Certification Testers

LANTEK offers a family of high performance cable certification testers to support a full range of LAN cable testing. The LANTEK family of certification testers uses the IDEAL patented measurement system that removes the effects of ordinary patchcords, thus making channel and permanent link certification of a cable standard such as CAT6a or ISO-F possible without changing adapters. The same patented technology also makes DUALmode Testing possible so the users can get any two test results simultaneously. As a result, the LANTEK Cable Certification Testers save you money and time on the job.

- **LANTEK® 7G 1GHz** is the world's first independently verified Level IV accurate LAN cable certification tester capable of testing installations up to 1 GHz, exceeding the requirements for CAT6a/7/ISO-F.
- **LANTEK® 6A 500MHz** is a Level IIIe verified certification tester designed to support the emerging CAT6a Standard to certify LAN cabling to support applications up to 10G Ethernet.
- **LANTEK® 6 350MHz** is a Level III verified LAN certification tester designed to support up to CAT6/ISO-E cabling.

Features of LANTEK® Products

- **High-Performance LANTEK® 7G/6A/6** – sweeps to 1 GHz and supports testing requirements up to CAT 6/6a/7/ISO-F and beyond
- **Level IV/IIIe/III Accuracy** – independently verified by ETL for baseline, channel and permanent link
- **DUALmode Testing to Save Time** – reports channel and permanent link test results simultaneously
- **Test with Patchcords to Save Money** – performs CAT6A/6/5e/ISO-Ea/E/D testing with standard patchcords to achieve the lowest cost of ownership
- **Largest Internal/External Memory Capacity** – makes record management easy
- **Convenient FIBERTEK™ Accessory** – simultaneously tests two fibers for attenuation and length
- **Innovative TRACETEK™ Accessory** – performs advanced fiber fault location and troubleshooting functions



Test Equipment

Kits Include:

PACKAGE AND ACCESSORIES	LANTEK6B Basic	LANTEK6ABAS Basic	LANTEK6APREM Premium	LANTEK6ATRV Travel	LANTEK7GBAS Basic	LANTEK7GPREM Premium	LANTEK7GTRV Travel
Soft Carrying Case	✓	✓	–	–	✓	–	–
Deluxe Hard Shell Case	–	–	✓	–	–	✓	–
Airline Grade Travel Case with Wheels	–	–	–	✓	–	–	✓
64MB Compact-Flash Memory Card	–	–	✓	✓	–	✓	✓
Category 6 Universal Adapters & Reference Cables	✓	–	–	–	–	–	–
Category 6a Universal Adapters & Reference Cables	–	✓	✓	✓	✓	✓	✓
CAT7 (TERA) Adapters & Reference Cables	–	–	–	–	✓	✓	✓
Batteries	2	2	4	4	2	4	4
DUAL Bay Rapid Battery Charger	–	–	✓	✓	–	✓	✓
Headsets (2), AC Adapters (2), Hanging Straps (2), Serial Cable (1), USB Cable (1), LANTEK Reporter Software (1)	✓	✓	✓	✓	✓	✓	✓

Note: Delivery content may vary outside of US. Please contact your local IDEAL sales office for details.
The airline grade Travel Case fits in most airline overhead storage compartments.

FEATURES	LANTEK6 Basic	LANTEK6A Premium	LANTEK7G Premium
Frequency Range	350 MHz	500 MHz	1 GHz
Supports CAT7 & ISO-F	Upgradeable	Upgradeable	✓
Supports CAT6a	Upgradeable	✓	✓
Support CAT6/5e/3 and ISO-E/D/C	✓	✓	✓
Accuracy Level III/IIIe (Draft)/IV (LANTEK6/6A/7G) verified by	ETL	ETL	ETL
Support DUALmode Testing to Save Time	✓	✓	✓
Test with Patchcords to Save Money	✓	✓	✓
Screen Display Area	Best	Best	Best
CAT6 Test Storage with Graphs	500	500	500
Standard External Compact Flash Memory	Option	64MB	64MB
USB/Serial Port	✓	✓	✓
Copper TDR Trace	✓	✓	✓
Fiber Loss Measurement (FIBERTEK)	Option	Option	Option
Fiber Distance to Break (TRACETEK)	Option	Option	Option
Talk over Fiber & Copper (Full Duplex)	✓	✓	✓
Display Screen on Remote	✓	✓	✓
Troubleshooting Tone Generator on Remote	✓	✓	✓
External Rapid Battery Charger & Extra Batteries	Option	✓	✓

Other Accessories	LANTEK6/6A/7G
Soft Carry Case	3010-12-0096
Deluxe Hard Carry Case	3010-12-0092
Batteries	1219-00-1604
Serial Cable	6011-50-0031
64 MB CompactFlash Card	2112-27-0605
CompactFlash Card Reader for PC	2112-27-0604
LANTEK CAT 6/5e Channel Adapters (ea.)	0012-00-0629
LANTEK CAT 6a/6/5e Channel Adapters (ea.)	0012-00-0656
LANTEK CAT 6a/6/5e Reference Patchcords (ea.)	6011-50-0029
Talkset (2)	3010-70-0015
User Manual	6510-00-5000
Dual Bay Battery Charger	0012-00-0642
LANTEK CAT 7 TERA Testing Kit	1019-00-1105
LANTEK CAT 7 NEXANS Testing Kit	1019-00-1110
Coax Testing Adapter Kit	1019-00-0343
110 Block Testing Adapter Kit	1019-00-1112
BIX Block Testing Adapter Kit	1019-00-1114
66 Block Testing Adapter Kit	1019-00-1115



FIBERTEK™ and TRACETEK™ Advanced Fiber Test Options

Features of FIBERTEK™ Products

- Measures signal loss and length
- 850nm VCSEL light source enables Gigabit Ethernet certification on Multimode fiber
- Enables bi-directional, dual wavelength measurements
- Full duplex talkset capability
- Provides easy switching of LANTEK® Cable Tester between Copper and Fiber LAN testing
- Separate loopback testing method for high precision length
- Outstanding Temperature Compensation provides highly accurate test results in a wide variety of environments



FIBERTEKMMP Multimode Fiber Testing Premium Kit

- All of the features of the FIBERTEKMMB plus TRACETEKMM (below):

FIBERTEKSMP Singlemode Fiber Testing Premium Kit

- All of the features of the FIBERTEKSMB Plus TRACETEKSM (below):

Features of TRACETEK™ Products

- Enables LANTEK® certification testers to provide an event trace at a fraction of the price of an OTDR
- Provides easy switching of LANTEK® certification tester between FIBERTEK™ loss and length measurement and TRACETEK™
- Includes event plots that pinpoint significant losses along the fiber
- Provided with launch cable and appropriate connectors

FIBERTEK/TRACETEK PACKAGES	FIBERTEKMMB	FIBERTEKMMP	FIBERTEKSMB	FIBERTEKSMP	FIBERTEKALB	FIBERTEKALLP	TRACETEKMM	TRACETEKSM
FIBERTEK – 850nm MM Adapter	✓	✓			✓	✓		
FIBERTEK – 1300nm MM Adapter	✓	✓			✓	✓		
FIBERTEK – 1310nm SM Adapter			✓	✓	✓	✓		
FIBERTEK – 1550nm SM Adapter			✓	✓	✓	✓		
TRACETEK – 1300nm MM Adapter		✓				✓	✓	
TRACETEK – 1310NM SM Adapter				✓		✓		✓
Fiber Cleaning Starter Kit	✓	✓	✓	✓	✓	✓	✓	✓
62.5/50µm, MM, ST-ST Cable Kit	✓	✓			✓	✓		
62.5/50µm, MM, FC-ST/FC-SC Cable Kit		✓				✓	✓	
9µm, SM, FC-ST Cable Kit			✓	✓	✓	✓		
9µm, SM, FC-ST/FC-SC Cable Kit				✓		✓		✓

See your IDEAL representative for additional specifications on all certification products.

SecuriTEST™ CCTV/Security Tester

CCTV installers often need to carry a variety of testing tools to complete their work. SecuriTEST combines the most-needed tools in one easy-to-carry package. Since all connections (video/communications/DMM) attach to a single unit, SecuriTEST eliminates the need to juggle several devices while on a ladder or lift, making working conditions safer and increasing productivity.

- Six Essential CCTV Tools – Combines a CCTV video tester, PTZ camera controller, Digital Multi-Meter, UTP cable tester, video test pattern generator and PTZ protocol analyzer in a single compact package.
- Save Time & Money – Test, aim and focus cameras when working alone and save time by not having to walk back to the control center to verify functionality of each camera.
- Compact Design – Combines all the most needed security tools in a lightweight, easy-to-carry unit with a sharp, bright 2.5in (6.3cm) color LCD screen with on-screen displays for PTZ control/diagnostics and DMM readouts.
- PTZ Protocol Analyzer – Compatible with over a dozen PTZ protocols to test and program cameras in the field. Decodes and identifies output from PTZ console to aid in troubleshooting.

Description	Cat. No.
SecuriTEST™ CCTV/Security Tester only	33-891
SecuriTEST™ Tester Pouch only	62-891

Includes: Rechargeable batteries, AC charger, car charger, test leads, wiremap terminator, neck strap and manual. 1-year Warranty.



#33-891

VDV MultiMedia Cable Tester

- **Voice** – supports 3-pair USOC and 6-position RJ-11/12 jacks
- **Data** – supports both shielded and unshielded cable testing to T568A/B (RJ-45)
- **Video** – tests coax cable for opens and shorts with F-connector interface
- Tests for opens, shorts, miswires, reversals and split pairs. Also indicates correct wiremap. Has automatic shut off (to prolong battery life) and low battery indicator.
- Easy to read LCD display with “PASS/FAIL” indicator after each test
- Tone generator supports four different tones making fault isolation easier

Integrated RJ-11/12 (phone), RJ-45 (UTP/STP) and Coax (F-Connector) interfaces on top of the unit

Detachable remote with RJ-11/12, RJ-45 and Coax (F-Connector) interfaces.



Large LCD display

Display automatically warns of voltage on lines and shows a Pass or Miswire message after each test.

Remote ID number (flashing) or “S” for shielded (flashing).

A single button push immediately selects between VOICE, DATA or VIDEO testing functions.

TONE button starts “Instant-On” tone generator

Description	Cat. No.
Kit with integrated remote and accessories	33-856

LinkMaster™ Tester

Tests wiring configurations on UTP/STP cables. Checks for shorts, miswires, reversals and split pairs. Debug feature, automatic shut-off and low battery LED indication.

- Designed to test installed twisted pair wiring
- Tests unshielded and shielded modular plugs
- Main unit and remote allow one person testing



Description	Cat. No.
LinkMaster™ Tester and Remote (blister card)	62-200

LinkMaster™ PRO and LinkMaster™ PRO XL Testers

The LinkMaster™ PRO & LinkMaster™ PRO XL Testers enable installers, contractors and maintenance technicians to map, test and troubleshoot data and voice communication cable and coax runs. Rugged, versatile, and easy-to-use, they have mastered the link between performance, simplicity and value for both commercial and residential applications.

Features

Description	LinkMaster™ PRO	LinkMaster™ PRO XL
Blinks the hub		■
Displays length measurement with test results		■
Remotes have both RJ-11 and RJ-45 jacks		■
Backlight LCD screen		■
Measures length on UTP, STP and coax	■	■
Tests UTP for shorts, opens, miswires, reversals, split pairs and shield continuity	■	■
Test coax for opens, shorts and continuity	■	■
Shows wiring errors	■	■
Tests and identifies with all eight twisted pair and coax remotes	■	■
Sends tone with four different signals	■	■
Displays test results in wire map format	■	■
Snap-off battery cap	■	■
9 volt battery included	■	■

Kits and Accessories

Description	Cat. No.
LinkMaster™ PRO XL Kit w/eight remotes	33-880
LinkMaster™ PRO XL Kit w/eight remotes & ABS™ Tester	33-881
LinkMaster™ PRO XL Kit w/eight remotes (international packaging)	33-886
LinkMaster™ PRO XL Economy Kit w/one remote	33-887
LinkMaster™ PRO Kit w/eight remotes - Unshielded jumper cables	33-825
LinkMaster™ PRO Kit w/eight remotes - Shielded jumper cables	33-826
LinkMaster™ PRO Economy Kit w/one remote - Unshielded jumper cables	33-835
LinkMaster™ PRO Economy Kit w/one remote - Unshielded jumper cables	33-836
RJ-45 to RJ-11 jack adapter (2/card) POP Packaging	LA-4233
RJ-45 to F-connector adapter (2/card) POP Packaging	LA-4234
LinkMaster™ PRO XL remotes UTP/STP 2-8 only (white carton)	LA-4235
LinkMaster™ PRO XL large replacement case	H-3412
Security Kit - 8-position modular adapter and eight RJ-45 to alligator clip lead sets	LA-4157
BNC Accessory Kit	LA-4173
Set of eight color-coded F-terminators for LinkMaster™ PRO or PRO XL	LA-4159
LinkMaster™ PRO large replacement case	H-3324
Replacement economy kit case	IA-4868

Remote Jack for Patch Cords

Main Jack for all Testing

Larger Backlit LCD Screen

Six Modes of Operation

- Cable Test
- Hub Blink
- Tone
- Length
- Coax
- Setup Mode

Press SEL to:

- Turn on back-light (Hold 2 sec)
- Execute current displayed mode
- Start new test cycle
- Select one of four tones
- Change pair being measured for length
- Change user selectable options
 - Beep On/Off
 - Unshielded or Shielded Cable
 - Units—Feet or Meters

Arrow Keys

- To change length constant
- To change pair or pin selection for tone
- To scroll through setup selectable options



#33-880



#33-887



#33-825



#33-835

Amplifier Probe & Tone Generator and Kits

Amplifier Probe

- Identifies and traces wire or cables within a group
- Battery cap allows quick and easy battery replacement
- Battery low indicator

Tone Generator

- Emits three different types of tones
- Auto-off after three hours of non-use
- Tone can be added in any status

Description	Cat. No.
Amplifier Probe	62-164
Tone Generator	62-160



Kits include: Amplifier Probe, Tone Generator, Lead Set, Cable Assembly and flat tip

Description	Cat. No.
Kit in soft black pouch	33-864
Kit in hard gray case	33-862
Replacement Tip – Standard	LA-4145
Replacement Tip – Flat	LA-4144

TRACETone™ Tone Generator & Amplifier Probe

- Test continuity and locate signal of installed wire and cable
- Two selectable tone styles
- Tone Generator & Amplifier Probe fit together for easy storage
- Extra-deep serrations grips wire better
- RJ-11 Alligator Clip, RJ-11 Cable Assembly included



Description	Cat. No.
TRACETone™ Tester and Accessories (blister card)	62-140

ABS™ Tester & ABS™ Signal Thrower™ and Kits

ABS™ Tester

- Amplifier probe with telephone troubleshooting capabilities
- Tone TRACE feature detects tone signal
- Receives and reproduces telephone system dial tone
- Indicates call addressing for correct telephone number
- Polarity indicator tests for correct wiring and power

ABS™ Signal Thrower™

- Works with the ABS™ Tester to locate and identify cables
- Emits three different types of signals
- Auto-off after three hours of non-use

Description	Cat. No.
ABS™ Tester	62-180
ABS™ Signal Thrower™	62-184




Kits include: ABS™ Tester, ABS™ Signal Thrower™, Lead Set and Cable Assembly

Description	Cat. No.
Kit in soft black pouch	33-854
Kit in hard gray case	33-852
Kit on blister card	62-188

Modular Adapters

Smart6™ Modular Tester


- 6-position Tester
- Incoming call identification



62-096

Data8™ Modular Adapter

- 8-position Adapter
- High-performance jack
- Internal circuit design to reduce attenuation, coupling, NEXT



62-098

Description	Cat. No.
Smart6™ Modular Tester	62-096
Data8™ Modular Adapter	62-098

Stripmaster® Wire Strippers

- One-step stripping enhances productivity
- Spring-action motion increases leverage and reduces operator fatigue
- Precision-ground, knife-type blades provide clean, accurate stripping
- Sturdy die cast frame provides long-term durability



Tuff-Tote™ Leather Tool Carriers

- Convenient 6 in. x 8 in. tool carrier with four center screwdriver slots, two interior compartments, two divided outside pockets and four outside tool loops



Benders

- Lightweight aluminum for easy handling
- Strong enough for every day use



WeatherProof™ & UnderGround™ Wire Connectors

- Silicone-based sealant protects against moisture and corrosion
- UL Listed to 486D for use in damp/wet locations or direct burial
- Easy to apply, pre-filled twist-on wire connectors



Hole Saws

- Thicker, FLEX FREE backing plate for clean true holes and longer tool life
- Improved bi-metal construction for long life and durability
- Variable pitch tooth geometry for fast cutting and reduced vibration



VoltAware™ NCV Tester

- Indicates presence of voltage from 40-1000VAC
- Visual indication of voltage
- Selectable audible indication of voltage
- Sleek, compact design
- Green LED indicates power on

Velocity™ Wire Pulling Lubricant

- High cling factor
- Maximum friction reduction
- Specification grade
- Compatible with all popular cable types
- Temperature stable



Kinetic™ Reflex™ T®-Stripper Wire Strippers

- Non-slip santoprene™ textured grips and thumb rest
- Plier nose for holding and twisting wires
- Slide lock for safety and storage
- Thumb and finger valley makes stripping easier and more accurate



Twister® Pro Wire Connectors

- SureGrip™ overmolding provides better grip for improved leverage and more torque
- Comfortable swept wings designed to help reduce hand fatigue
- Expanding square-wire spring provides a secure connection every time

BUCHANAN B-CAP® Wire Connectors

- Three color-coded models cover a full range of wire sizes from 22 AWG through 6 AWG
- Classic Fin™ design provides secure grip for extra leverage on maximum wire combinations
- Live-action spring expands to accept wire shape and size - no pre-twisting required



Industrial Clamp Meters

- 600 and 1000 amp clamps for a variety of industrial and commercial environments
- Unique TightSight™ bottom display makes hard-to-reach measurements convenient
- New easy-to-read displays feature large numbers and green glowing backlight



Tuff-Grip™ Pro Fish Tapes

- Tuff-Cuff™ tape retaining feature keeps tape properly positioned in the opening
- Full-perimeter handle band helps keep dirt and moisture out, prolonging life
- Easier to install replacement tapes
- Superior pull-out and rewind characteristics



WireMan™ Pliers

- Large head for extra strength
- High leverage rivet requires less cutting force
- Custom hardened tool steel for durability
- Cross-hatched jaws so wires won't slip when pulling

TERMINATING COAXIAL CONNECTORS

Cable Types

There are three basic communications cables used. They are coaxial cable for video applications, Cat5e UTP cable for data networking and Cat 3 used in telephone applications.

Coax Cable

RG-59 Generally not recommended anymore for CATV or Satellite. Smaller 22 AWG center conductor with 40% braiding, thinner in diameter than RG-6. Loses 80-90% of a signal every 100 ft.

RG-6 Is recommended by CATV and Satellite. 18 AWG center conductor with 60% braiding. Loses about 50% of the signal every 100 ft.

RG-6 Quad Is double shielded with two layers of foil and braiding with a 18 AWG center conductor. Use where extra protection from outside interference is needed. Loses about 50% of the signal every 100 ft.

Category 3, 5e, and 6

Cat 3 Cable Primarily used for phone applications where wiring is ran behind walls and is recommended by the FCC for phone use. Can be used by Data networks that are limited to 10 Mbs. Available in 2 and 4 pairs

Cat 5e and 6 Cable Used for Data networking of computers together. Cat 5e can be used for computer networks up to 1000 Mbs and Cat 6 is used for networks up to 250 MHz.

Cat 3, Cat 5e and Cat 6 cables twist the individual pairs to reduce noise or interference between the pairs that provides a stronger signal.



Coax Connector Types

Typical coaxial cable connectors used for CATV, satellite and video applications are called "F" connectors. Available in a compression, one-piece crimp, push-on, and a twist-on style. For security applications, BNC style connectors are used. They are available in crimp or compression style.

Twist On are the easiest to use but can be pulled off the end of the cable. Crimp On have been the standard connector used for many years. Push On are a great alternative and really stay on the end of the cable and require no extra tools to install. Compression connectors add a watertight seal and are recommended by satellite and CATV providers.

The connectors are available for RG-59, RG-6 and RG-6 Quad coaxial cables. Make sure to match the connector to the type of coaxial cable you're installing.

COAXIAL/CONNECTOR SELECTION GUIDE

Compression



Push-On



Crimp-On



Twist-On



Best
Connection



Better
Connection



Good
Connection

Connector Termination Instructions

COAXIAL/CONNECTOR SELECTION GUIDE

Pro—Compression Connector

Professionals use compression connectors because they are approved by cable and satellite providers. However, they are easy enough for anyone to install. The connector is permanent and does not pull off the cable and provides a watertight connection.



Best—Push On Connector

After stripping the cable and folding back the braiding, the connector is “pushed” onto the cable until the white dielectric is even or flush with the small opening. The push-on connector is a permanent termination and cannot be pulled off.



Better—Crimp On Connector

Crimp On connectors use a crimping tool to install the connector onto the end of the cable. After stripping the cable, the connector is pushed onto the cable. Simply load the connector into the correct hole in the tool and squeeze the tool until it releases (more detailed instructions included with tool).



Good—Twist On Connector

Twist On connectors simply thread onto the outer jacket of the cable after it has been stripped. They require no additional tools to install. Just twist the connector onto the cable until it is fully seated.



DEFINITION OF TERMS

Braid

Same as shielding- Typically made from a number of smaller aluminum or copper conductors interwoven together to form an outer conductor around the dielectric core. The braiding stops lower frequency noise from interfering with the signal traveling down the center conductor.

Center Conductor

RG-6 and RG-6 Quad have a 18 AWG copper coated steel conductor that carries the signal.

Dielectric

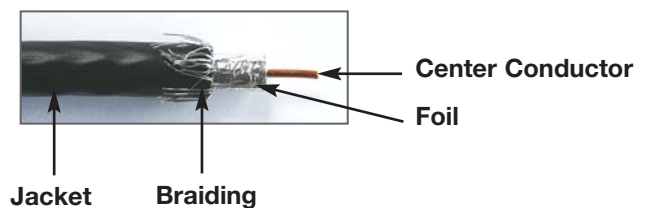
Insulation used to separate between the center conductor and braid/shielding conductor of coax cable.

Foil

The foil shield stops higher frequency noise (RFI) from interfering with the signal traveling down the center conductor.

Jacket

Outer material serves as a protective covering from the environment and may also add in the overall flame retardant properties of the cable.



COAXIAL INSTALLATION STEPS

Step 1

Choose the right connector from the selection guide.

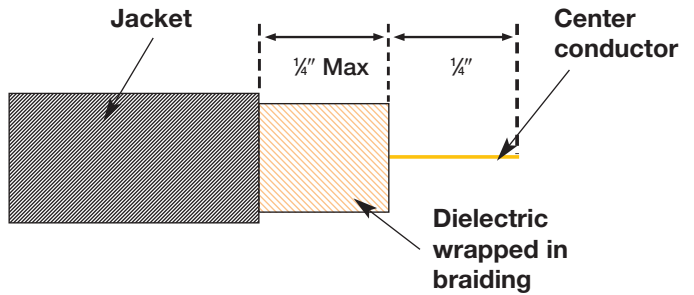
Step 2

Cut Cable



Data T®-Cutter
Cat. No. 45-074

Cut cable using a round cutter to maintain cable geometry.



Step 3

Strip Cable

BNC compression and all F-connectors require a two step 1/4 in. x 1/4 in. strip. Crimp BNC require a 3 step strip. (See product packaging for instructions.)



Coax Stripper
Cat. No. 45-603

Strip cable by inserting cable into stripper and rotate stripper multiple times.



Fold back braiding

Fold back braiding over outer jacket of cable. Place connector onto cable until white dielectric is even with center hole of connector.

TERMINATING A DATA JACK

Step 4 - Terminate

Compression F-Style

Place the connector onto the end of the cable until the white dielectric is flush with the center hole of the connector. Insert the connector into the tool and squeeze the handle until the connector is fully compressed.

Crimp F-Style

Insert stripped cable into connector until the white dielectric is even with the center hole. Crimp per tool's instructions.

Compression BNC

Insert stripped cable into BNC connector until the white dielectric reaches a point where you can feel the center conductor connect with the inner center pin socket.

Compress per your tool's guidelines.

(NOTE: To help approximate how much cable to push into the connector for the center conductor to grab, you can do the following: Hold stripped cable against the connector as shown in photo to the right. End of center conductor should line up with movable portion of connector. Mark cable where it meets end of conductor. This mark shows how far to insert cable fully seat conductor.)



Cat. No. 30-603



Finished connector



Connector Termination Instructions

TERMINATING A DATA JACK

Step 5 - Testing

Test the cable with a continuity tester to make sure cable is properly terminated with no opens or shorts.



LinkMaster® Pro XL
Cat. No. 33-880



VDV MultiMedia Tester
Cat. No. 33-856

DATA WIRING

Cable Pulling Tips

Maximum pulling tension—25 lbs.

Minimum bending radius—4 times diameter of cable

12 in. from power lines

4 ft. from motors or transformers

12 in. from fluorescent lighting

Should cross perpendicular to power lines

Cable untwisting allowed after termination:

3 in. for Category 3 cable

0.5 in. for Category 5e and Category 6 cable

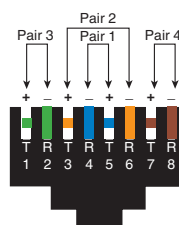
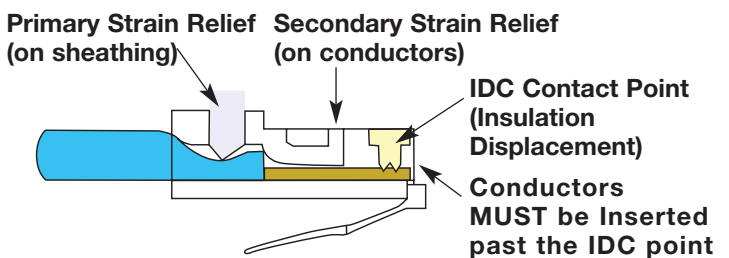
Avoid kinking or bending cable. Cable ties should not be overly tight. Don't use standard staples to support cable as they may crush the cable.

What are RJ-45 Modular Plugs?

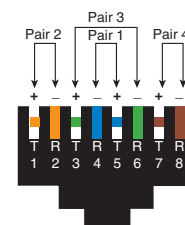
All Category 3 (16 MHz), 5e (100 MHz), and 6 (250 MHz) UTP cables that connect computers and other networked equipment together are terminated with an 8-position modular plug. The completed cable, typically called a patch cord, is terminated with an RJ-45 connector on each end. All computers use this style connector and is very common in the industry. It can also be used for 4 line telephone systems.

Use quality connectors, make sure the plugs you buy are rated for data applications. They should also be rated for the type of UTP cable being used, either solid or stranded cable. If you use stranded rated plugs on solid Cat 5e cable the result will be opens in the connections. However, you can use solid modular plugs on solid or stranded cable.

The cable must be terminated to the EIA/TIA wiring standards. Shown to the right are the wiring orders for the connector. Typical patch cords terminate the connections the same way on both ends of the cable. Crossover cables are sometimes needed, wire one end in 568A to other 568B.



T568-A*




T568-B (AT&T)

Note: Diagrams reflect flat surface of modular plug facing up, with tab side down.

TERMINATING DATA MODULAR PLUGS

Step 1

Strip back 2 in. of outer jacket.



Cat. No. 45-165

Step 2

Separate pairs into proper sequence either EIA/TIA 568 A or B.


(NOTE: Wiring configurations reflect flat surface of the modular plugs facing up, with tab side down.)



T568A




T568B



Flatten all pairs together

Step 3

Flatten the pairs so they are close together and in the right color sequence. Then trim them to 1/2 in. from the outer jacketing. Slip plug onto the cable as shown. Gold pins of plug are facing the installer. Otherwise, the resulting connection will be mis-wired.



Trim conductors 1/2 in.



Insert wire pairs into plug

Step 4

Terminate the plug using a modular plug crimping tool. Simply insert it into the RJ-45 die in the tool and squeeze the handles firmly.



Cat. No. 30-522

TESTING DATA MODULAR PLUGS

Testing

Test the cable with a continuity tester to make sure cable is properly terminated with no opens, shorts, reversals, or miswires.



LinkMaster™
Cat. No. 62-200

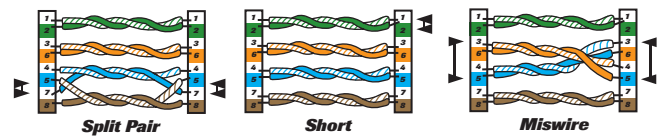


LinkMaster™
Pro XL
Cat. No. 33-880



VDV MultiMedia
Tester
Cat. No. 33-856

Wire Error Definitions



Connector Termination Instructions

TESTING DATA MODULAR PLUGS

Typical Questions

How to decide which wiring configuration to use:

EIA/TIA T568A and T568B:

Definition - A predetermined wiring order of individual conductors in a cable, based on the color of the conductor's outer sheathing.

Does the job specification call out a wiring configuration?

Does the customer/end user have a preference for T568A or T568B?

Are you adding on to an existing wiring structure? If so, your new cabling should match the existing wiring.

If none of the factors above apply, either T568A or T568B may be used. It is important to ensure that the workstation connectors and the patch cord are wired to the same pattern. T568B is commonly used in commercial installations, while T568A is prevalent in residential installations.

DATA JACK

What is a Data jack?


These terminations for Category cables like Cat 5e and Cat 6 cable for data applications are very common today. An installer will terminate the jack using a punchdown tool as shown. Refer to the jack manufacturer for instructions on how to properly install the cable into the jack.



CAT 5e



Punch Down tool
with 110 blade
Cat. No. 35-485



Cutting
edge



110 Blade
Cat. No. 35-495



110/66 Blade
Cat. No. 35-407


TERMINATING A DATA JACK

Step 1

Strip back 2 in. of outer jacketing of cable. Avoid damaging or nicking of the pairs.



Score cable with stripper
Cat. No. 45-165



Bend cable, remove jacket

Step 3

Terminate the wires into the slots on the jack by using a punch down tool as shown. Make sure cutting edge of blade is on outside of jack.

USE LOW IMPACT SETTING FOR JACKS




Terminated Jack

Step 2

Determine the wiring configuration to use. Separate the pairs and insert them into the colored slots. The jack will have both wiring codes printed on it. No more than 1/2 in. of each pair should be left untwisted.



T568A
or
T568B



Step 4

Testing the connections.

Once you have everything terminated it is advised to test the cabling using a wiremap tester.

Tester Choices



VDV MultiMedia
Tester
Cat. No. 33-856



LinkMaster™
Cat. No. 62-200



LinkMaster™
Pro XL
Cat. No. 33-880

TERMINATING TELEPHONE MODULAR PLUGS


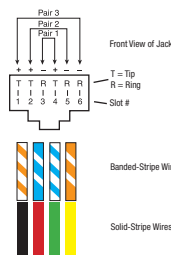
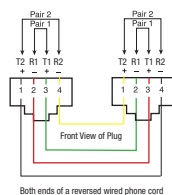
What is an RJ-11 Modular Plug?

Telephones use patch cords to connect to the wall outlet. The cables are terminated with an RJ-11 Modular Plug. RJ-11 is a 2 pair or 4 wire connector which supports up to two phone lines.

All phone cords are wired where the two ends of the cable are wired exactly opposite of each other.



Cat. No. 30-496



CAT 3


CAT 5e

Connector Termination Instructions

TERMINATING TELEPHONE MODULAR PLUGS

Step 1

Trim end of cable and strip back 1/4 in. of outer jacket of cable with tool as shown.



Cat. No. 30-496

Strip outer jacket and trim cable to 14 in.

Step 2

Insert stripped wires into RJ-11 plug (follow below color codes). Maintain the order of the wires while inserting into plug.




Step 3

Insert connector into RJ-11 die nest in middle of tool. Squeeze handles firmly to crimp the connector.



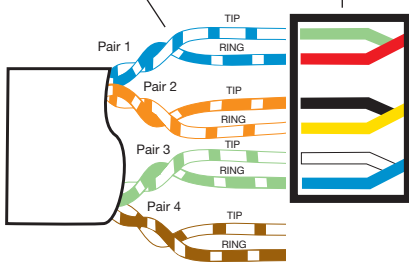
Step 4

Test the cable with a continuity tester to make sure cable is properly terminated with no opens, shorts or miswires.



Wire Color Codes – Convert “Old” to New

A. Band Twisted-Pair Wire B. Solid Twisted-Pair Wire



Standard 4-Pair Wiring Color Codes


PAIR 1	T R	White/Blue Blue
PAIR 2	T R	White/Orange Orange
PAIR 3	T R	White/Green Green
PAIR 4	T R	White/Brown Brown

Note: For 6-wire jacks use pair 1, 2 and 3 color codes. For 4-wire jacks use pair 1 and 2 color codes.

SPLICING CONNECTIONS

IDC Connections – “Jelly Beans”

These telephone connectors are used to splice or tap telephone wires together. They are moisture resistant to prevent corrosion. Designed for use on solid copper conductors.



Insert wires and squeeze with IDC tool.

Cat. No. 45-719



Cat. No. 85-925



Cat. No. 85-900



Cat. No. 85-950

3 Wire Butt Splice

Splices or taps up to three wires 19-26 AWG. Used to splice telephone wires together to run an extension to another phone.

2 Wire Tap Splice

Taps a telephone wire 22-26 AWG. Used to splice telephone wires together to run an extension to another phone. Unique groove allows the installer to Tap the line without cutting or disrupting the service.

2 Wire Butt Splice

Splices two wires together 22-26 AWG. Used to connect broken or cut telephone wires back together.

Connector Termination Instructions

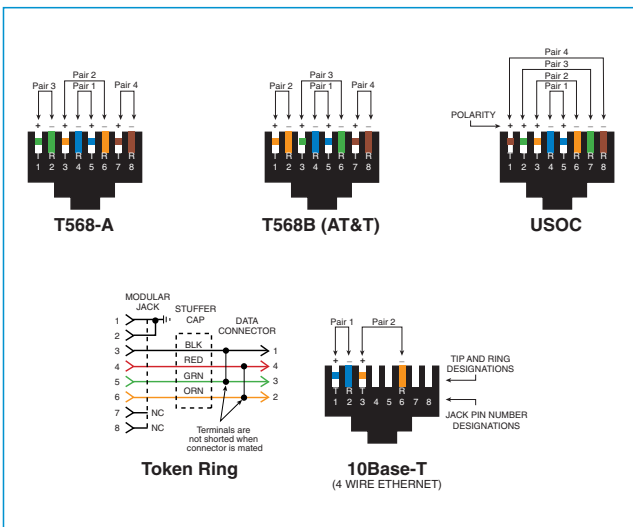
Fiber Optic Color Codes

Fiber #	Color
1	Blue
2	Orange
3	Green
4	Brown
5	Slate
6	White
7	Red
8	Black
9	Yellow
10	Violet
11	Rose
12	Aqua

TIA/EIA-606 Standards

Color	Description
Orange	Demarcation point
Green	Network connections on customer's side
Purple	Common equipment
White	1st level backbone
Gray	2nd level backbone
Blue	Horizontal cabling (closet end only)
Brown	Interbuilding backbone
Yellow	Auxiliary circuits
Red	Key telephone systems

Wiring Configurations for Modular Plugs

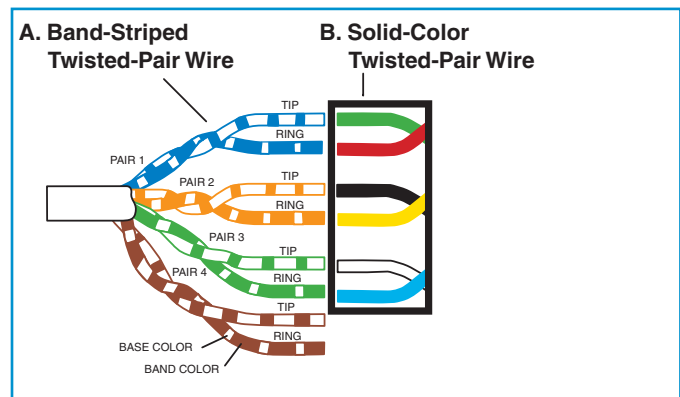


Note: Diagrams reflect flat surface of modular plug facing up, with tab side down.

25-Pair Color Codes

Color		Description	Color		Description
Pair 1	T	White/Blue	Pair 14	T	Black/Brown
	R	Blue		R	Brown
Pair 2	T	White/Orange	Pair 15	T	Black/Slate
	R	Orange		R	Slate
Pair 3	T	White/Green	Pair 16	T	Yellow/Blue
	R	Green		R	Blue
Pair 4	T	White/Brown	Pair 17	T	Yellow/Orange
	R	Brown		R	Orange
Pair 5	T	White/Slate	Pair 18	T	Yellow/Green
	R	Slate		R	Green
Pair 6	T	Red/Blue	Pair 19	T	Yellow/Brown
	R	Blue		R	Brown
Pair 7	T	Red/Orange	Pair 20	T	Yellow/Slate
	R	Orange		R	Slate
Pair 8	T	Red/Green	Pair 21	T	Violet/Blue
	R	Green		R	Blue
Pair 9	T	Red/Brown	Pair 22	T	Violet/Orange
	R	Brown		R	Orange
Pair 10	T	Red/Slate	Pair 23	T	Violet/Green
	R	Slate		R	Green
Pair 11	T	Black/Blue	Pair 24	T	Violet/Brown
	R	Blue		R	Brown
Pair 12	T	Black/Orange	Pair 25	T	Violet/Slate
	R	Orange		R	Slate
Pair 13	T	Black/Green			
	R	Green			

Wire Color Codes



Standard 4-Pair Wiring Color Codes

PAIR 1	T	White/Blue
	R	Blue
PAIR 2	T	White/Orange
	R	Orange
PAIR 3	T	White/Green
	R	Green
PAIR 4	T	White/Brown
	R	Brown

Note: For 6-wire jacks use pair 1, 2 and 3 color codes. For 4-wire jacks use pair 1 and 2 color codes.

Technical Information



Data T[®]-Cutter (45-074)

- Maintains cable geometry for better cable performance
- Cuts multi-pair cable up to .500 in. (12.7mm) and coaxial cable up to RG-9/U
- Suitable for soft cables



Mini Compression Connectors (89-014SM, 89-014SMRCA)

- For use with most 21 - 25 AWG mini coax cable
- Nickel plated corrosion resistant body
- Mini RCA head is gold plated for superior contact performance
- Bandwidth is 5 Mhz - 3 GHz, Impedance is 75 Ohms (nominal), return loss min. -30 dB @ 3GHz



OmniSeal[™] Pro Compression Tool (30-603)

- Compresses F-type, Mini F-type, RCA and Mini RCA connectors
- Adjustable
- Factory pre-set to work with ALL IDEAL compression connectors and most major manufacturer's RG-59, RG-6, RG-6 Quad and RG-11 connectors

Coax/UTP Stripper (45-603)

- Features two active strip cartridges for all RG59, RG6, RG6 Quad and UTP cables
- Push on ring for easy cable into connector insertion
- Rotates easily around finger
- No blade depth adjustments required



OmniSeal[™] Compression Pro XL Tools (30-793)

- Compresses F-type, Mini F-type, RCA, Mini RCA and BNC connectors
- Adjustable
- Factory pre-set to work with ALL IDEAL compression connectors and most major manufacturer's RG-59, RG-6, RG-6 Quad and RG-11 connectors

2.3GHz Satellite/Digital TV Splitter (85-332, 85-333, 85-334)

- Splits signal up to 2.3 GHz required for good satellite TV performance
- Has power pass capability required for satellite TV installations
- Corrosion resistant – can use outside or inside
- Splitters also available for Digital and Analog TV (85-132, 85-133, 85-134)
- CATV Cable Splitter (85-032, 85-033, 85-034)

Universal Coax Compression Connectors

- One connector for all cable types within a given RG series



Plenum
RG-6
(89-060P)



Universal
RG-6
(89-060)



Universal
RG-59
(89-059)



Universal
RG-11
(89-011)

Residential Coax Application Guide

F/BNC Connector Tool (35-046)

- New and improved
- One tool works on F & BNC crimp and compression connectors
- Eliminates finger/hand fatigue attaching and detaching connectors to equipment

LinkMaster™ PRO XL (33-880)

- Tests for wiremap, miswires, opens, shorts, reversals, and split pairs
- Blinks the hub
- Tests up to 8 jacks/locations with 8 different remotes
- Measures length
- Easy to read backlit LCD screen

VDV MultiMedia Cable Tester (33-856)

- One tester for video (F-Connector), data (RJ-45) and voice (RJ-11, 12) applications
- Tests for wiremap, miswires, opens, shorts, reversals, and split pairs



Economy Compression Kit (33-620)

- Great for starting out with compression technology
- Everything you need to terminate a coax compression connector
 - Data T®-Cutter (45-074)
 - 2-Step Stripper (45-526)
 - Economy Compression Tool (30-633)
 - 10 RG-59 Compression Connectors (89-054)
 - 10 RG-6 Quad Shield Compression Connectors (89-056)
 - 20 RG-6 Compression Connectors (89-055)

Compression Coax F-Connectors



RG-6 Connector (89-055)



RG-6 Quad Shield Connector (89-056)



RG-59 Connector (89-054)



Item	Page
110 Turn-Lock™ Blade.....	A-7, B-10
110/66 combo blade w/cutting edges	A-5, A-6, A-8, B-11, B-9
4-Way Indent Crimp Tool	B-4
5-in-1 Screwdriver/Nutdriver	A-8
66 Turn-Lock™ Blade	A-5, A-7, A-8, B-10, B-11
8-Way Digital Cable Splitter	B-8
A	
ABS™ Signal Thrower™	A-7, B-10, D-9
ABS™ Tester	A-7, B-10, D-9
ABS™ Tester & ABS™ Signal Thrower™ Kit	D-9
Adapters, Modular	D-9
Amplifier Probe	A-6, A-7, A-8, B-9, B-11, D-9
Amplifier Probe and Tone Generator Kit	D-9
B	
Basic Data and Video Kit	A-5, B-9
Bix® blade.....	A-5
BNC Coaxial Connectors.....	B-12
BNC Compression Connectors.....	B-7, B-10
BNC/TNC & F-Series Connector Removal Tools	B-12
C	
Cable Cutter	A-8
Cable Service Kit	A-7
Cable Service/Termination Kit	A-7, B-10
Cable Splicing Kit.....	A-3
Cable Splicing Knife & Leather Holder	A-3, A-8, B-11
Cable Strippers.....	C-3
Cable TV Splitters.....	B-8
Cable, CAT 5e.....	A-10
CAT 5e Cable	A-10
CAT 6 Modular Plugs	A-10
CATV Wallplates	A-9, B-9
Center Conductor Cutter	A-2, A-7, B-3, B-10
CMP Compression Connectors.....	B-7, B-10
Coax Connector Kit	B-7
Coax Connector Tool	A-6, A-8, B-7, B-9, B-11
Coax Strip and Crimp Tool.....	B-4
Coax Strip and Crimp Tool Kit.....	B-4
Coax Stripmaster® Wire Stripper	B-3, B-9, B-10
Coax Stripper	A-6, A-7, A-8, B-3, B-9B-10, B-11
Coax/Twisted Pair Termination Kit	B-10
Coax/UTP Cable Stripper	A-2, B-3
Coaxial Connectors, BNC	B-12
Coaxial Selection Chart.....	B-2
Compression Connector Installation Kit.....	B-9
Compression Connectors, BNC.....	B-7
Compression Connectors, CMP	B-7
Compression Connectors, Universal.....	B-7
Compression F-Connector Port Seals.....	B-7
Compression Kit, Economy	B-10

Item	Page
Compression Kit, Residential	B-10
Compression Kit, Service.....	B-10
Compression Tool.....	B-5
Compression Tool Kit, Economy.....	B-6
Compression Tool, OmniSeal™ Pro XL	B-6
Compression Tool, OmniSeal™ Pro	B-6
Compression Tool, Economy.....	B-6, B-9, B-10
Compression Tools, OmniSeal™	B-5, B-6
Compression Tools, OmniSeal™ Pro	B-5
Compression, Mini F-Connectors	B-7
Compression, Mini RCA Connectors	B-7
Connector Kit, Coax	B-7
Connector Removal Tools, BNC/TNC & F-Series.....	B-12
Connector Tool, Coax	B-7
Connector, F-Series Coaxial Crimp	B-5
Connector, F-Series Coaxial Twist	B-5
Connectors, BNC Coaxial	B-12
Connectors, BNC Compression	B-7, B-10
Connectors, CMP Compression	B-7
Connectors, Mini Compression F.....	B-7
Connectors, Mini Compression RCA	B-7
Connectors, Push-On F.....	B-7
Connectors, Universal Compression	B-7, B-10
Crimp Connector, F-Series Coaxial	B-5, B-9
Crimp Tool, 4-Way Indent.....	B-4
Crimp Tool, Crimpmaster™	A-4, A-6, A-7, B-4, B-5, B-9, B-10
Crimpaster™ Crimp Tool.....	A-4
Crimpmaster™ 10Base-T RJ-45 Crimping Kit	A-6
Crimpmaster™ Crimp Tool	B-4, B-5
Crimpmaster™ Twisted Pair Kit.....	A-6
Crimpomaster™ F-Type (CATV) Connectors Kit	B-9
Cutter II, Data T™	A-2
Cutter, Center Conductor.....	A-2, B-3
Cutter, Data T™.....	A-2, B-3
Cutter, Data T™-II	B-3
Cutter, Economy Round Cable and Wire	A-2
Cutter, Serrated with Breaker Notch	C-2
Cyclops® Data Cable Stripper.....	A-3
D	
Data T™- Cutter.....	A-2, A-5, A-6, A-7, A-8, B-3, B-9, B-10, B-11
Data T™-Cutter II	A-2, B-3
Data/Video Kit	A-6, B-9
Delux Cable Service Kit	A-7
Die Sets, Crimpmaster™	A-4
Die Sets, Crimpmaster™ Replacement for Modular Plugs.....	A-4
Die Sets, Crimpmaster™ Replacement for Modular Plugs.....	A-4, A-6, A-7, B-10
Digital Cable and Sattelite Splitters.....	B-8
Digital Cable, 8-Way Splitter	B-8
Diplexer.....	B-8
D-Sub/Double-D Service Tool	A-4

Item	Page
DualScribe™ Double-Ended Fiber Optic Scribes	C-3
E	
Economy 10Base-T Kit	A-6
Economy CATV Compression Kit.....	B-9
Economy Coax Cable Stripper	A-5, B-3, B-9, B-11
Economy Coax Cable Stripper Kit	B-3
Economy Compression Kit	B-10
Economy Compression Tool	A-5, B-5, B-6
Economy Compression Tool Kit.....	B-5, B-6
Economy Data and CATV Kit	B-9
Economy Dund Cable and Wire Cutter	A-2
Electrician's Scissors.....	A-3
Electrician's Scissors w/ Stripping Notches.....	A-3, A-6, A7, A-8, B-9, B-10
F	
Female Adapter, F-Series.....	B-5
Fiber Inspection Microscope	C-4
Fiber Optic, Split-Tip Swabs	C-3
Fiberglass Handeld Hammer.....	A-8
FIBERTEK™ Advanced Fiber Test Options	D-6
F-Series & BNC/TNC Connector Removal Tools.....	B-12
F-Series Coaxial Crimp Connectors	B-5
F-Series Coaxial Twist Connector	B-5
G	
Grounding Block.....	B-8
I	
In Wall Speaker Wire.....	A-10
Installer's Kit	A-8
Insulation Displacement Connectors	A-10
J	
Jab Saw.....	A-8, B-11
Jacket Stripper, Simplex/Duplex 3mm	C-2
Journeyman's Electrician's Tote™	A-5, A-7, B-9
K	
Kit, ABS™ Tester and ABS™ Signal Thrower™	D-9
Kit, Amplifier Probe and Tone Generator.....	D-9
Kit, Basic Data and Video	A-5, B-9
Kit, Cable Service.....	A-7
Kit, Cable Service/Termination.....	A-7, B-10
Kit, Cable Splicing	A-3
Kit, Coax Connector	B-7
Kit, Coax Strip and Crimp Tool	B-4
Kit, Coax/Twisted Pair Termination	B-10
Kit, Compression Connector Installation	B-9
Kit, Crimpmaster™ 10Base-T RJ-45 Crimping Kit	A-6
Kit, Crimpmaster™ F-Type (CATV) Connectors.....	B-9
Kit, Crimpmaster™ Twisted Pair	A-6
Kit, Data/Video.....	A-6, B-9

Item	Page
Kit, Delux Cable Service.....	A-7
Kit, Economy 10Base-T.....	A-6
Kit, Economy CATV Compression	B-9
Kit, Economy Coax Cable Stripper	B-3
Kit, Economy Compression	B-10
Kit, Economy Compression Tool	B-5, B-6
Kit, Economy Data and CATV	A-5, B-9
Kit, Installer's.....	A-8
Kit, Modular Plug Tool.....	A-4
Kit, Pro Installer's	A-8, B-11
Kit, Residential Compression	B-10
Kit, RG-6 Push-On Connector	B-11
Kit, RJ-45/11 Two, Four and Eight-Position Combination TelCom Termination	A-6
Kit, Service Compression.....	B-10
Kit, Technician's Service	A-8
Kit, Twisted Pair/Coax Termination	A-7, B-10
Knife Leather Holder	A-3
Krone® blade.....	A-5
L	
LANTEK® Cable Certification Testers.....	D-4
LANTEK® Cable Certification Testers.....	D-5
Large Mouth Bag	A-6, A-8, B-9, B-11
Leather Scissors Holder	A-3
Lever™ -Snips Electrician's Scissors w/ Stripping Notches	A-3, A-8, B-11
LinkMaster™ PRO Tester	D-8
LinkMaster™ PRO XL Tester	D-8
LinkMaster™ Tester.....	A-7, B-10, D-7
Lite-Strip™ Optical Fiber Stripper	C-2
M	
Mag-Tape™ Tape Measure	A-8, B-11
Mechanic's Bag	A-5, B-9
Microscope, Fiber Inspection.....	C-4
Mini Coax Stripper	B-3
Mini Compression F-Connectors.....	B-7
Mini Compression RCA Connectors.....	B-7
Mini-Lite Strip™ Optical Fiber Stripper	C-2
Modular Adapters	D-9
Modular Plug Replacement Die Sets for Crimpmaster™	A-4
Modular Plug Tool Kit	A-4
Modular Plugs.....	A-10
Modular Plugs, CAT 5	A-10
N	
Non-Impact Punch Down Tool w/ Permanent non-cut Blade.....	A-5
O	
OmniSeal™ Compression Tools.....	B-5, B-6
OmniSeal™ Pro Compression Tools	B-5, B-6
OmniSeal™ Pro XL Compression Tool	A-5, A-6, A-8, B-5, B-6, B-9, B-10, B-11
P	
Plastic Polishing Fixture.....	C-3
Plugs, Modular	A-10

<u>Item</u>	<u>Page</u>
Polishing Films for Fiber Optic Connectors	C-3
Polishing Films for Fiber Optic Connectors	C-3
Polishing Fixture, Plastic	C-3
Polishing Fixture, Stainless Steel for Optical Fiber ST® and SC Type Connectors	C-3
Port Seals, Compression F-Connector	B-7
Pro Installer's Kit	A-8, B-11
Probe and Pic Spudger	A-6, A-7, A-8, B-9, B-11
Punch Down Tool - body	A-5
Punch Down Tool w/ 110 Blade	A-5, B-9
Punch Down Tool w/ 66 Blade	A-5
Punchmaster™ II Punch Down Tool Body	A-5
Punchmaster™ II Punch Down Tool w/110 Blade	A-5, A-6, A-7, A-8, B-10, B-9, B-11
Punchmaster™ II Punch Down Tool w/66 Blade	A-5, A-7, B-10
Push-On Connector Kit, RG-6	B-11
Push-On F-Connectors	B-7
R	
Ratchet Telemaster™	A-4, A-8, B-11
Replacement Blade for Coax Stripmaster®	B-3
Replacement Blade for Round Cable Slitting and Ringing Tool	B-3
Replacement Blades for UTP/STP/Coaxial Cable Stripper	B-4
Replacement Cassette for Coax Stripper	B-3
Replacement Die Set for Crimpmaster™ Crimp Tool	B-4, B-5
Residential Compression Kit	B-10
RG-6 Push-On Connector Kit	B-11
RJ-45/11 Two, Four and Eight-Position Combination TelCom Termination Kit	A-6
Round Cable Slitting and Ringing Tool	A-3, B-3
S	
Sattelite and Digital Cable Splitters	B-8
Scissors and Knife Leather Holder	A-3
Scissors, Electrician's	A-3
Scissors, Electrician's w/ Stripping Notches	A-3
Scribes, DualScribe™ Double-Ended Fiber Optic	C-3
SecuriTEST™ CCTV/Security Tester	D-7
Serrated Cutter with Breaker Notch	C-2
Service Compression Kit	B-10
Signal Thrower™, ABS™	D-9
SIGNALTEK™ Cable Performance Tester	D-3
SIGNALTEK™ FO Multimedia Qualification Tester	D-2
Simplex/Duplex 3mm Jacket Stripper	C-2
Smart-Grip™ Long Nose Pliers	A-8, B-11
Smart-Grip™ Tongue and Groove Pliers	A-8, B-11
Splitter, 8-Way Digital Cable	B-8
Splitters, Cable TV	B-8

<u>Item</u>	<u>Page</u>
Splitters, Sattelite and Digital Cable	B-8
Split-Tip Fiber Optic Swabs	C-3
Stainless Steel Polishing Fixture for Optical Fiber ST® and SC Type Connectors	C-3
Stripmaster® Ribbon Fiber Jacket Stripper	C-2
Stripper, Coax	B-3
Stripper, Coax Stripmaster® Wire	B-3
Stripper, Coax/UTP	A-2
Stripper, Coax/UTP Cable	B-3
Stripper, Cyclops® Data Cable	A-3
Stripper, Economy Coax Cable	B-3
Stripper, Lit-Strip™ Optical Fiber	C-2
Stripper, Mini Coax	B-3
Stripper, Mini-Lite Strip™ Optical Fiber	C-2
Stripper, Simplex/Duplex 3mm Jacket	C-2
Stripper, Stripmaster® Ribbon Fiber Jacket	C-2
Stripper, Tele T®	A-2
Stripper, Telephone Line Cord	A-2
Stripper, Toggle® Coax	B-3
Stripper, Underground Feeder Cable	A-2
Stripper, UTP Cable	A-3
Stripper, UTP/STP/Coaxial Cable	A-3 B-4
Strippers, Cable	C-3
Swabs, Split-Tip Fiber Optic	C-3
T	
Technician's Service Kit	A-8
Tele T®-Stripper	A-2
Telemaster™ Telephone Tool	A-4, A-5, A-6, A-7, B-9
Telemaster™ Tool Kit	A-4
Telephone Line Cord Stripper	A-2
Terminator, F-Series	B-5
Tester, ABS™	D-9
Tester, FIBERTEK™ Advanced Fiber	D-6
Tester, LANTEK® Cable Certification	D-4, D-5
Tester, LinkMasterPRO XL	D-8
Tester, LinkMaster™	D-7
Tester, LinkMaster™ PRO	D-8
Tester, SecuriTEST™ CCTV/Security	D-7
Tester, SIGNALTEK™ Cable Performance	D-3
Tester, SIGNALTEK™ FO Multimedia Qualification	D-2
Tester, TRACETEK™ Advanced Fiber	D-6
Tester, VDV Multimedia Cable	D-7
Toggle® Coax Stripper	B-3
Tone Generator	A-7, A-8, B-11, D-9
Tongue and Groove Pliers	A-8, B-11
Torpedo Level	A-8, B-11
TRACETEK™ Advanced Fiber Test Options	D-6
TRACETone™ Tone Generator and Amplifier Probe	A-5, B-9, D-9
Transparent Wire Stop	C-2
Twist-A-Nut™ 7-in-1 Screwdriver	A-6, A-7, A-8, B-9, B-11

<u>Item</u>	<u>Page</u>
Twisted Pair/Coax Termination Kit	A-7, B-10
Twist Connector, F-Series Coaxial	B-5
U	
Underground Feeder (UF) Cable Stripper	A-2, A-5
Universal Compression Connectors	B-7
UTP Cable Stripper	A-3, A-5, B-9
UTP/STP/Coaxial Cable Stripper	B-4
UTP/STP/Coaxial Cable Strippers	A-3, A-5, A-6, A-7, A-8, B-4, B-9, B-10, B-11
V	
VDV Multimedia Cable Tester	A-5, A-6, B-9, D-7
Visual Fault Finder	C-4
W	
Wall Plates	A-9
Wallplates, CATV	B-8
Wire Stop, Transparent	C-2
Wire, In Wall Speaker	A-10
Z	
ZipKit™ Carrying Case	A-7
ZipKit™ Carrying Case	B-10
Zipper Pouch	B-9



Cat.	Page	Cat.	Page	Cat.	Page	Cat.	Page	Cat.	Page
0012-00-0629	D-4, D-5	33-625	B-10	35-485	A-5, A-6, A-7, A-8, B-9, B-10, B-11	62-200	A-7, B-10, D-7	85-352	A-6, A-10
0012-00-0642	D-4, D-5	33-630	B-10	35-487	A-5, A-7, B-10	62-205	A-8	85-353	A-6, A-10
012-00-0656	D-4, D-5	33-633	B-5, B-6	35-491	A-5	62-891	D-7	85-366	A-10
1019-00-0343	D-4, D-5	33-651	A-6	35-492	A-5, B-9	6510-00-5000	D-4, D-5	85-394	A-6, A-10
1019-00-1105	D-4, D-5	33-652	A-6	35-493	A-5	84-016	B-5	85-396	A-6, A-10
1019-00-1110	D-4, D-5	33-700	A-4	35-495	A-5, A-7, B-10	84-017	B-5	85-401	A-10
1019-00-1114	D-4, D-5	33-704	A-6	35-497	A-5, A-7, A-8, B-10, B-11	84-018	B-5	85-402	A-10
1019-00-1115	D-4, D-5	33-705	A-7	35-535	A-5, B-9	84-030	B-5	85-403	A-10
12019-00-1112	D-4, D-5	33-750	A-6	35-905	A-8	84-039	B-5	85-480	B-12
1219-00-1604	D-4, D-5	33-825	D-8	35-908	A-6, A-7, A-8, B-9, B-11	85-016	B-5, B-9	85-490	B-12
1219-91-0003	D-3	33-826	D-8	4010-00-0136	D-3	85-017	B-5, B-9	85-491	B-12
2112-27-0604	D-4, D-5	33-835	D-8	45-074	A-2, A-5, A-6, A-7, A-8, B-3, B-9, B-10, B-11	85-030	B-5	85-502	B-12
2112-27-0605	D-4, D-5	33-836	D-8	45-075	A-2, B-3	85-031	B-5	85-512	B-12
3010-12-0092	D-4, D-5	33-852	D-9	45-076	A-2	85-032	B-8	85-513	B-12
3010-12-0096	D-4, D-5	33-854	D-9	45-144	A-3, B-3	85-033	B-8	85-515	B-12
3010-70-0015	D-4, D-5	33-856	A-5, A-6, B-9, D-7	45-162	A-3, B-4, C-3	85-034	B-8	85-517	B-12
30-426	A-4	33-861	A-7, B-10	45-163	A-3, B-4, C-3	85-035	B-5	85-545	B-12
30-433	B-4	33-862	D-9	45-164	A-3, B-4	85-036	B-5	85-550	B-12
30-433F	B-4	33-864	D-9	45-165	A-3, A-5, A-6, A-7, A-8, B-4, B-9, B-10, B-11	85-037	B-5	85-553	B-12
30-479	B-4	33-869	A-7, B-10	45-167	A-3, A-5, B-9	85-038	B-5	85-556	B-12
30-481	B-4	33-880	D-8	45-234	A-2	85-039	B-5	85-575	B-12
30-481	B-5	33-881	D-8	45-235	A-2	85-053	B-5	85-588	B-12
30-482	B-4, B-5	33-886	D-8	45-262	A-5, B-3, B-9, B-10	85-055	B-7	85-590	B-12
30-483	B-4, B-5	33-887	D-8	45-265	B-3	85-057	B-5	85-770	A-10
30-485	B-4, B-5	33-891	D-7	45-282	B-3	85-065	B-11	85-780	A-10
30-496	A-4, A-5, A-6, A-7, B-9	33-915	A-5, B-9	45-320	A-5	85-066	B-7	85-900	A-10
30-497	A-4	33-916	A-5, B-9	45-320	B-3, B-9, B-11	85-067	B-7	85-925	A-10
30-498	A-4	33-917	A-6, B-9	45-322	C-4	85-132	B-8	85-950	A-10
30-499	A-4	33-935	A-8	45-332	C-4	85-133	B-8	85-960	A-10
30-500	B-4, B-5	33-945	A-8, B-11	45-334	C-4	85-134	B-8	86-017	B-5
30-502	A-7, B-5, B-5, B-10	33-974	D-3	45-335	C-4	85-138	B-8	86-030	B-5
30-503	B-4, B-5	33-981	D-2	45-336	C-4	85-200	A-9, B-8	86-039	B-5
30-506	A-4, A-6, A-7, B-10	33-982	D-2	45-337	C-3	85-201	A-9, B-8	86-132	B-8
30-521	A-4	33-983	D-2	45-338	C-3	85-204	A-9, B-8	86-133	B-8
30-522	A-4, A-6, B-9	33-987	D-2	45-339	C-3	85-205	A-9, B-8	86-134	B-8
30-556	A-4, A-6, A-7, B-10	35-042	B-12	45-341	C-3	85-206	A-9	86-200	A-9, B-8
30-559	A-4, A-6, A-7, B-10	35-043	B-12	45-342	C-3	85-207	A-9	86-201	A-9, B-8
30-560	A-4, A-6	35-046	A-6, A-8, B-7, B-9, B-11	45-344	C-2	85-208	A-9	86-202	A-9, B-8
30-570	B-4, B-5	35-051	A-2	45-349	C-2	85-209	A-9	86-203	A-9, B-8
30-572	B-4, B-5	35-060	A-2, A-7, B-3, B-10	45-350	C-2	85-212	A-9	86-204	A-9, B-8
30-573	B-4, B-5	35-061	A-8	45-352	C-2	85-213	A-9	86-205	A-9, B-8
30-576	B-4, B-5	35-087	A-3, A-8, B-11	45-357	C-3	85-214	A-9	86-206	A-9
30-577	B-4, B-5	35-088	A-3, A-6, A-7, A-8, B-9, B-10	45-358	C-3	85-215	A-9	86-207	A-9
30-578	B-4, B-5	35-089	A-3	45-359	C-3	85-217	A-9	86-208	A-9
30-579	B-4, B-5	35-091	A-3, A-8, B-11	45-360	C-3	85-218	A-9	86-209	A-9
30-580	B-4, B-5	35-092	A-3	45-510	B-3	85-219	A-9	86-212	A-9
30-581	A-7, B-4, B-5, B-10	35-093	A-3	45-513	B-3	85-220	A-9, B-8	86-213	A-9
30-582	B-4, B-5	35-094	A-3	45-514	A-3	85-222	A-9, B-8	86-214	A-9
30-586	B-4, B-5	35-185	A-5	45-519	A-2	85-223	A-9	86-215	A-9
30-587	B-4, B-5	35-205	A-8, B-11	45-520	A-7, B-3, B-10	85-225	A-9	86-217	A-9
30-591	B-4, B-5	35-210	A-8	45-521	B-3	85-227	A-9	86-218	A-9
30-593	B-4, B-5	35-238	A-8, B-11	45-522	B-3	85-229	A-9	86-219	A-9
30-594	B-4, B-5	35-275	A-8, B-11	45-523	B-3	85-230	A-9, B-8	86-220	A-9
30-596	B-4	35-3037	A-8, B-11	45-524	B-3	85-232	A-9, B-8	86-222	A-9, B-8
30-597	B-4	35-3430	A-8, B-11	45-526	A-6, A-8, B-3, B-9, B-10, B-11	85-233	A-9	86-223	A-9
30-599	B-4, B-5	35-402	B-9	45-529	B-3	85-234	A-9, B-8	86-225	A-9
30-603	B-5, B-6	35-407	A-5, A-6, A-8, B-9, B-11	45-603	A-2, B-3	85-236	A-9, B-8	86-227	A-9
30-603	B-6	35-410	A-6, B-9	45-719	A-8, B-11	85-237	A-9	86-229	A-9
30-633	A-5, B-5, B-6, B-9, B-10	35-419	A-7, B-10	6011-50-0029	D-4, D-5	85-239	A-9, B-8	86-230	A-9, B-8
30-696	A-4, A-8, B-11	35-420	A-8, B-11	6011-50-0031	D-4, D-5	85-241	A-9, B-8	86-232	A-9, B-8
30-703	B-5, B-6	35-427	A-8, B-11	62-096	D-9	85-242	A-9	86-233	A-9
30-720	B-5, B-6	35-430	A-8	62-098	D-9	85-244	A-9	86-234	A-9, B-8
30-793	A-5, A-6, A-8, B-5, B-6, B-9, B-10, B-11	35-462	A-5, A-7, B-9	62-140	A-5, B-9, D-9	85-245	A-9	86-235	A-9, B-8
33-296	A-4	35-465	B-4	62-160	A-7, A-8, B-11, D-9	85-246	A-9	86-236	A-9, B-8
33-320	B-3, B-7, B-11	35-466	B-4	62-164	A-6, A-7, A-8, B-9, B-11, D-9	85-311	B-8	86-237	A-9
33-400	B-9	35-468	B-4	62-180	A-7, B-10, D-9	85-323	B-8	86-239	A-9, B-8
33-505	A-8	35-473	A-6, A-7, A-8, B-9, B-11	62-184	A-7, B-10, D-9	85-332	B-8	86-241	A-9, B-8
33-605	A-7	35-478	A-5	62-188	D-9	85-333	B-8	86-242	A-9
33-620	B-10	35-479	A-5			85-334	B-8	86-394	A-10
33-621	B-9	35-483	A-5			85-344	A-10	86-395	A-10
33-623	B-9					85-346	A-6, A-10	86-396	A-6
						85-351	A-6, A-10	86-396	A-10

Catalog Number Index

<u>Cat.</u>	<u>Page</u>	<u>Cat.</u>	<u>Page</u>	<u>Cat.</u>	<u>Page</u>	<u>Cat.</u>	<u>Page</u>
86-398	A-10	LB-3953	B-3				
86-401	A-10	LB-740	B-3				
86-402	A-10	LB-743	B-3				
86-403	A-10	TRACETEKMM	D-6				
86-432	B-8	TRACETEKSM	D-6				
86-433	B-8	VFF5	C-4				
86-502	B-12						
86-925	A-10						
86-950	A-10						
87-900	A-10						
87-925	A-10						
87-950	A-10						
89-011	B-7						
89-014SM	B-7						
89-014SMRCA	B-7						
89-015	B-7, B-9						
89-016	B-7						
89-026	B-7, B-10						
89-035	B-7						
89-054	B-7, B-10						
89-055	B-7, B-10						
89-056	B-7, B-10						
89-057	B-7, B-10						
89-058	B-7, B-10						
89-059	B-7						
89-060	B-7, B-10						
89-060P	B-7, B-10						
89-104	B-7						
89-105	B-7						
89-106	B-7						
89-159	B-7						
89-160	B-7						
89-160P	B-7						
89-165	B-7						
89-5057	B-7						
89-5058	B-7						
FIBERTEKALLB	D-6						
FIBERTEKALLP	D-6						
FIBERTEKMMB	D-6						
FIBERTEKMMP	D-6						
FIBERTEKSMB	D-6						
H-3324	D-8						
H-3412	D-8						
IA-4868	D-8						
K-7920	D-3						
K-7921	A-7, B-10						
L-5620	C-2						
L-9225	A-3, B-4, C-3						
L-9226	A-3, B-4						
LA-3953	B-10						
LA-4144	D-9						
LA-4145	D-9						
LA-4157	D-8						
LA-4159	D-8						
LA-4173	D-8						
LA-4233	D-8						
LA-4234	D-8						
LA-4235	D-8						
LANTEK6ABAS	D-4, D-5						
LANTEK6APREM	D-4, D-5						
LANTEK6ATRV	D-4, D-5						
LANTEK6B	D-4, D-5						
LANTEK7GBAS	D-4, D-5						
LANTEK7GPREM	D-4, D-5						
LANTEK7GTRV	D-4, D-5						
LB-1152	C-2						
LB-1153	C-2						
LB-1747	A-4						
LB-1748	A-3, B-3						
LB-2726	B-3						
LB-2727	B-3						



DataComm Products and Equipment Catalog

www.idealindustries.com



IDEAL INDUSTRIES, INC.
Corporate Headquarters
Becker Place
Sycamore, IL 60178, USA
ph: 815-895-5181 • 800-435-0705 in USA
fax: 815-895-9470 • 800-533-4483 in USA
email: ideal@idealindustries.com

IDEAL INDUSTRIES, INC.
International Division
Becker Place
Sycamore, IL 60178, USA
ph: 815-895-1122
fax: 815-895-4800
email: ideal_international@idealindustries.com

IDEAL INDUSTRIES PUERTO RICO, INC.
PMB 196
405 Esmeralda, Suite 102
Guaynabo, Puerto Rico 00969, USA
ph: 787-412-7215
fax: 787-731-1128

IDEAL INDUSTRIES (CANADA), CORP.
33 Fuller Road
Ajax, Ontario L1S 2E1, Canada
ph: 905-683-3400 • 800-824-3325 in Canada
fax: 905-683-0209 • 800-263-3115 in Canada
email: ideal_canada@idealindustries.com

IDEAL INDUSTRIES (AUST) PTY. LTD.
Level 6
75-85 Elizabeth Street
Sydney NSW 2000 Australia
ph: 61300 765 800 • 61405 123 100 (mobile)
fax: 61300 765 801
email: ideal_australia@idealindustries.com

IDEAL INDUSTRIES (UK) LIMITED
225 Europa Boulevard, Gemini Business Park
Warrington, Cheshire, WA5 7TN, UK
ph: +44-(0) 1925 444446
fax: +44-(0) 1925 445501
email: ideal_uk@idealindustries.com

IDEAL INDUSTRIES GmbH
Gutenbergstrasse 10
85737 Ismaning, Germany
ph: +49-(0) 89 996860
fax: +49-(0) 89 99686111
email: ideal_germany@idealindustries.com



IDEAL INDUSTRIES CHINA, LLC
 Unit 911, Tower W1, The Towers, Oriental Plaza
 No. 1 East Chang An Avenue, Dong Cheng District
 Beijing, 100738, China
 ph: 86-10-8518-3141 • 86-10-8518-3142
 fax: 86-10-8518-3143.

Room 1401, Finance Square, 333 Jiujiang Road
 Shanghai, 2000001, China
 ph: 86-21-6360-7045
 fax: 86-21-6350-8891
 email: ideal_china@idealindustries.com

**IDEAL INDUSTRIES
 BRAZIL COMÉRCIO LTDA.**
 Av. Major Sylvio de Magalhães Padilha, 5200
 Bloco F, Cj 201 CEP - 05677-000 São Paulo -
 SP - Brazil
 ph: 55-11-3759-8777
 fax: 55-11-3759-8775
 email: ideal_brazil@idealindustries.com

IDEAL INDUSTRIES MEXICO, INC.
 Parque Intermex, Periferico Sur 7999 A
 Col. Santa Maria Tequepexpan
 Tlaquepaque, Jalisco, Mexico, c.p. 45601
 ph: 52-33-37702320 • 52-33-38097219 (mobile)
 fax: 52-33-37702300

CUSTOMER SERVICE 800-435-0705
 email: ideal@idealindustries.com

QUALITY HOTLINE 800-304-3578
 email: quality@idealindustries.com

TECHNICAL HOTLINE 800-338-4495
 email: techsupt@idealindustries.com



The way every job should be



IDEAL INDUSTRIES, INC.
Becker Place, Sycamore, IL 60178, USA / 815-895-5181 • 800-435-0705 in USA

International offices: Australia • Brazil • Canada • China • Germany • Mexico • UK
For complete sales office contact information, visit us at:

www.idealindustries.com

Rev. 11/07
Form No. P-435
Printed in USA
©2007 IDEAL INDUSTRIES, INC.