



331 GU24 Uncovered Lamp Specifications

GU24 Base CFLs	10,000 Hours average rated life
-----------------------	--

Applications:

Commercial GU24 applications: Use where a standard incandescent is used. The GU24 Base introduces our superior SpringLamp® technology with an easy to use, pin-based socket. All fixtures can be modified to accept a GU24 Lamp by using a Hardwire 331 Socket or a Socket Lock-it #331SKTLKT. GU24 Base CFLs provide cost & energy saving benefits.

- + Table Lamps
 - + Wall Sconces
 - + Recessed Downlighting
 - + Ceiling Fixtures
 - + Outdoor Fixtures
 - + Ceiling Fans
- NOT compatible with dimming applications

Special Application Options: (Ordering Suffix)

- 2700°K (27K), 3000°K (30K), 3500°K (35K), 4100°K (41K), 5000°K (50K)
- See backside of this sheet for all color temperature specs.

Features and Benefits

- GU24 Base
- Long Life, 10,000 hour average rated life
- Lower maintenance and labor costs for lamp replacements
- No lead glass – Better lumen maintenance over life of bulb
- End of Life logic guards against violent failures
- Complies with UL 1993 End of Life requirements
- World Class phosphor insures high lumen output and excellent lumen maintenance

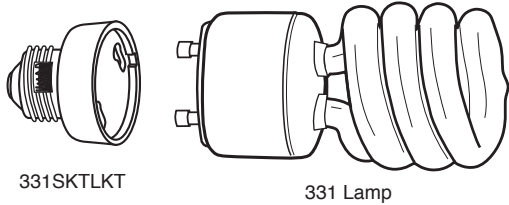
Catalog Number	
----------------	--

Notes	Type
-------	------



Specifications (at full brightness)

End of Life Protection.....	Yes
Ballast Type	Electronic
Starting Method.....	Instant Start
Input Line Voltage	120VAC
Input Line Frequency	50/60HZ
Color Rendering Index	82
Minimum Starting Temperature	-20 ° F (128.9°C)
Maximum Operating Temperature	160 ° F (71°C)
UL/C-UL Listed	Yes – E149698
FCC Compliance	CFR 47, Part 18



331SKTLKT

331 Lamp




33113SP



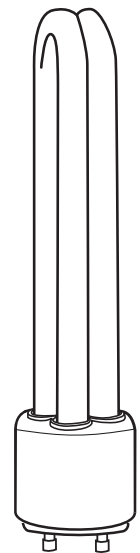
33213SSP



33013SQ



33109Q



33118Q





331 GU24 Uncovered Lamp Specifications

Wattage	Item #	Description	Incandescent Wattage Comparison	Initial Lumens	Color Temperature	CRI	M.O.L. (inches)	Diameter (inches)	Input Line Current
9W	SpringLamps								
	33109SP	9W SpringLamp GU24 Base	40	550	2700	82	3.4	1.8	.15A
	33109SP41K	9W SpringLamp GU24 Base 41K	40	550	4100	82	3.4	1.8	.15A
13W	33113SP	13W SpringLamp GU24 Base	60	850	2700	82	3.6	1.8	.22A
	33113SP30K	13W SpringLamp GU24 Base 30K	60	800	3000	82	3.6	1.8	.22A
	33113SP35K	13W SpringLamp GU24 Base 35K	60	800	3500	82	3.6	1.8	.22A
	33113SP41K	13W SpringLamp GU24 Base 41K	60	800	4100	82	3.6	1.8	.22A
	33113SP50K	13W SpringLamp GU24 Base 50K	60	800	5000	82	3.6	1.8	.22A
	33113SPY	13W SpringLamp GU24 Base YELLOW	60	—	—	82	3.6	1.8	.22A
18W	33118SP	18W SpringLamp GU24 Base	75	1200	2700	82	3.8	2.3	.30A
	33118SP30K	18W SpringLamp GU24 Base 30K	75	1200	3000	82	3.8	2.3	.30A
	33118SP35K	18W SpringLamp GU24 Base 35K	75	1200	3500	82	3.8	2.3	.30A
	33118SP41K	18W SpringLamp GU24 Base 41K	75	1200	4100	82	3.8	2.3	.30A
	33118SP50K	18W SpringLamp GU24 Base 50K	75	1150	5000	82	3.8	2.3	.30A
23W	33123SP	23W SpringLamp GU24 Base	100	1600	2700	82	4.4	2.4	.43A
	33123SP30K	23W SpringLamp GU24 Base 30K	100	1600	3000	82	4.4	2.4	.43A
	33123SP35K	23W SpringLamp GU24 Base 35K	100	1600	3500	82	4.4	2.4	.43A
	33123SP41K	23W SpringLamp GU24 Base 41K	100	1600	4100	82	4.4	2.4	.43A
	33123SP50K	23W SpringLamp GU24 Base 50K	100	1500	5000	82	4.4	2.4	.43A
27W	33127SP	27W SpringLamp GU24 Base	100	1800	2700	82	4.8	2.4	.45A
	33127SP30K	27W SpringLamp GU24 Base 30K	100	1800	3000	82	4.8	2.4	.45A
	33127SP35K	27W SpringLamp GU24 Base 35K	100	1800	3500	82	4.8	2.4	.45A
	33127SP41K	27W SpringLamp GU24 Base 41K	100	1750	4100	82	4.8	2.4	.45A
	33127SP50K	27W SpringLamp GU24 Base 50K	100	1750	5000	82	4.8	2.4	.45A
32W	33132SP	32W SpringLamp GU24 Base	120	2200	2700	82	5.1	2.7	.53A
	33132SP41K	32W SpringLamp GU24 Base 41K	120	2200	4100	82	5.1	2.7	.53A
42W	33142SP	42W SpringLamp GU24 Base	150	2600	2700	82	5.9	2.8	.70A
	33142SP41K	42W SpringLamp GU24 Base 41K	150	2600	4100	82	5.9	2.8	.70A
13W	Low Profile SpringLamps								
	33213SSP	13W SpringLamp Squat GU24 Base	60	850	2700	82	2.0	3.2	.22A
	33213SSP30K	13W SpringLamp Squat GU24 Base 30K	60	800	3000	82	2.0	3.2	.22A
13W	Low Profile 4-pin SpringLamps								
33013SQ	13W Low Profile 4-Pin Springlamp	60	900	2700	82	1.8	2.9	.22A	
13W	PL Lamps								
	33113Q	13W Quad PL Lamp GU24 Base	60	750	2700	82	4.5	1.5	.22A
	33113Q30K	13W Quad PL Lamp GU24 Base 30K	60	750	3000	82	4.5	1.5	.22A
	33113Q35K	13W Quad PL Lamp GU24 Base 35K	60	750	3500	82	4.5	1.5	.22A
	33113Q41K	13W Quad PL Lamp GU24 Base 41K	60	700	4100	82	4.5	1.5	.22A
18W	33118Q	18W Quad PL Lamp GU24 Base	75	1150	2700	82	6.1	1.5	.30A
	33118Q30K	18W Quad PL Lamp GU24 Base 30K	75	1150	3000	82	6.1	1.5	.30A
	33118Q35K	18W Quad PL Lamp GU24 Base 35K	75	1100	3500	82	6.1	1.5	.30A
	33118Q41K	18W Quad PL Lamp GU24 Base 41K	75	1100	4100	82	6.1	1.5	.30A
26W	33126Q	26W Quad PL Lamp GU24 Base	100	1500	2700	82	7.1	1.8	.43A
	33126Q30K	26W Quad PL Lamp GU24 Base 30K	100	1500	3000	82	7.1	1.8	.43A
	33126Q35K	26W GU PL Lamp GU24 Base 35K	100	1450	3500	82	7.1	1.8	.43A
	33126Q41K	26W GU PL Lamp GU24 Base 41K	100	1450	4100	82	7.1	1.8	.43A

For the most up-to-date specs, please visit www.tcpi.com





331 GU24 Uncovered Lamp Specifications

GU24 Base CFLs	10,000 Hours average rated life
-----------------------	---------------------------------

Applications:

Commercial GU24 applications: Use where a standard incandescent is used. The GU24 Base introduces our superior SpringLamp® technology with an easy to use, pin-based socket. All fixtures can be modified to accept a GU24 Lamp by using a Hardwire 331 Socket or a Socket Lock-it #331SKTLKT. GU24 Base CFLs provide cost & energy saving benefits.

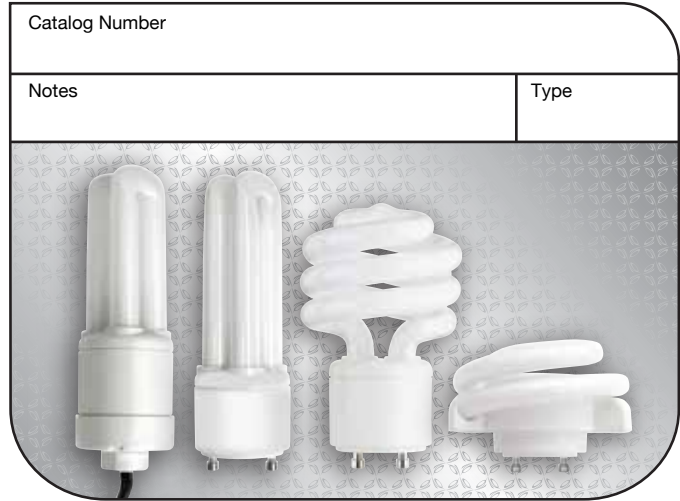
- + Table Lamps
 - + Wall Sconces
 - + Recessed Downlighting
 - + Ceiling Fixtures
 - + Outdoor Fixtures
 - + Ceiling Fans
- NOT compatible with dimming applications

Special Application Options: (Ordering Suffix)

- 2700°K (27K), 3000°K (30K), 3500°K (35K), 4100°K (41K), 5000°K (50K)
- See backside of this sheet for all color temperature specs.

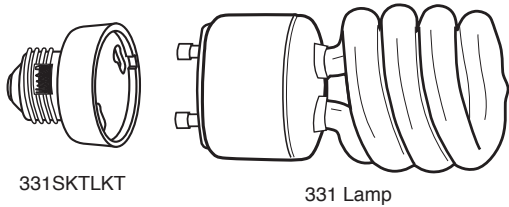
Features and Benefits

- GU24 Base
- Long Life, 10,000 hour average rated life
- Lower maintenance and labor costs for lamp replacements
- No lead glass – Better lumen maintenance over life of bulb
- End of Life logic guards against violent failures
- Complies with UL 1993 End of Life requirements
- World Class phosphor insures high lumen output and excellent lumen maintenance



Specifications (at full brightness)

End of Life Protection.....	Yes
Ballast Type	Electronic
Starting Method.....	Instant Start
Input Line Voltage	120VAC
Input Line Frequency	50/60HZ
Color Rendering Index	82
Minimum Starting Temperature	-20 ° F (128.9°C)
Maximum Operating Temperature	160 ° F (71°C)
UL/C-UL Listed	Yes – E149698
FCC Compliance	CFR 47, Part 18



331SKTLKT

331 Lamp




33113SP



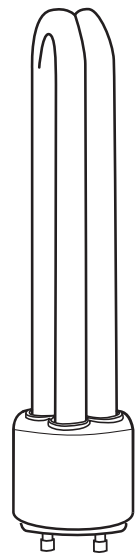
33213SSP



33013SQ



33109Q



33118Q





331 GU24 Uncovered Lamp Specifications

Wattage	Item #	Description	Incandescent Wattage Comparison	Initial Lumens	Color Temperature	CRI	M.O.L. (inches)	Diameter (inches)	Input Line Current
9W	SpringLamps								
	33109SP	9W SpringLamp GU24 Base	40	550	2700	82	3.4	1.8	.15A
	33109SP41K	9W SpringLamp GU24 Base 41K	40	550	4100	82	3.4	1.8	.15A
13W	33113SP	13W SpringLamp GU24 Base	60	850	2700	82	3.6	1.8	.22A
	33113SP30K	13W SpringLamp GU24 Base 30K	60	800	3000	82	3.6	1.8	.22A
	33113SP35K	13W SpringLamp GU24 Base 35K	60	800	3500	82	3.6	1.8	.22A
	33113SP41K	13W SpringLamp GU24 Base 41K	60	800	4100	82	3.6	1.8	.22A
	33113SP50K	13W SpringLamp GU24 Base 50K	60	800	5000	82	3.6	1.8	.22A
	33113SPY	13W SpringLamp GU24 Base YELLOW	60	—	—	82	3.6	1.8	.22A
18W	33118SP	18W SpringLamp GU24 Base	75	1200	2700	82	3.8	2.3	.30A
	33118SP30K	18W SpringLamp GU24 Base 30K	75	1200	3000	82	3.8	2.3	.30A
	33118SP35K	18W SpringLamp GU24 Base 35K	75	1200	3500	82	3.8	2.3	.30A
	33118SP41K	18W SpringLamp GU24 Base 41K	75	1200	4100	82	3.8	2.3	.30A
	33118SP50K	18W SpringLamp GU24 Base 50K	75	1150	5000	82	3.8	2.3	.30A
23W	33123SP	23W SpringLamp GU24 Base	100	1600	2700	82	4.4	2.4	.43A
	33123SP30K	23W SpringLamp GU24 Base 30K	100	1600	3000	82	4.4	2.4	.43A
	33123SP35K	23W SpringLamp GU24 Base 35K	100	1600	3500	82	4.4	2.4	.43A
	33123SP41K	23W SpringLamp GU24 Base 41K	100	1600	4100	82	4.4	2.4	.43A
	33123SP50K	23W SpringLamp GU24 Base 50K	100	1500	5000	82	4.4	2.4	.43A
27W	33127SP	27W SpringLamp GU24 Base	100	1800	2700	82	4.8	2.4	.45A
	33127SP30K	27W SpringLamp GU24 Base 30K	100	1800	3000	82	4.8	2.4	.45A
	33127SP35K	27W SpringLamp GU24 Base 35K	100	1800	3500	82	4.8	2.4	.45A
	33127SP41K	27W SpringLamp GU24 Base 41K	100	1750	4100	82	4.8	2.4	.45A
	33127SP50K	27W SpringLamp GU24 Base 50K	100	1750	5000	82	4.8	2.4	.45A
32W	33132SP	32W SpringLamp GU24 Base	120	2200	2700	82	5.1	2.7	.53A
	33132SP41K	32W SpringLamp GU24 Base 41K	120	2200	4100	82	5.1	2.7	.53A
42W	33142SP	42W SpringLamp GU24 Base	150	2600	2700	82	5.9	2.8	.70A
	33142SP41K	42W SpringLamp GU24 Base 41K	150	2600	4100	82	5.9	2.8	.70A
13W	Low Profile SpringLamps								
	33213SSP	13W SpringLamp Squat GU24 Base	60	850	2700	82	2.0	3.2	.22A
	33213SSP30K	13W SpringLamp Squat GU24 Base 30K	60	800	3000	82	2.0	3.2	.22A
13W	Low Profile 4-pin SpringLamps								
	33013SQ	13W Low Profile 4-Pin Springlamp	60	900	2700	82	1.8	2.9	.22A
13W	PL Lamps								
	33113Q	13W Quad PL Lamp GU24 Base	60	750	2700	82	4.5	1.5	.22A
	33113Q30K	13W Quad PL Lamp GU24 Base 30K	60	750	3000	82	4.5	1.5	.22A
	33113Q35K	13W Quad PL Lamp GU24 Base 35K	60	750	3500	82	4.5	1.5	.22A
	33113Q41K	13W Quad PL Lamp GU24 Base 41K	60	700	4100	82	4.5	1.5	.22A
18W	33118Q	18W Quad PL Lamp GU24 Base	75	1150	2700	82	6.1	1.5	.30A
	33118Q30K	18W Quad PL Lamp GU24 Base 30K	75	1150	3000	82	6.1	1.5	.30A
	33118Q35K	18W Quad PL Lamp GU24 Base 35K	75	1100	3500	82	6.1	1.5	.30A
	33118Q41K	18W Quad PL Lamp GU24 Base 41K	75	1100	4100	82	6.1	1.5	.30A
26W	33126Q	26W Quad PL Lamp GU24 Base	100	1500	2700	82	7.1	1.8	.43A
	33126Q30K	26W Quad PL Lamp GU24 Base 30K	100	1500	3000	82	7.1	1.8	.43A
	33126Q35K	26W GU PL Lamp GU24 Base 35K	100	1450	3500	82	7.1	1.8	.43A
	33126Q41K	26W GU PL Lamp GU24 Base 41K	100	1450	4100	82	7.1	1.8	.43A

For the most up-to-date specs, please visit www.tcpi.com

