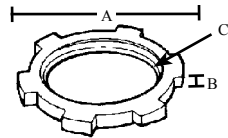
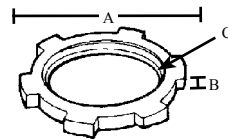


| CAT# | A | B | C |
|------|------|-----|-------------|
| 241 | 1.12 | .15 | .787-.797 |
| 242 | 1.33 | .15 | .999-1.009 |
| 243 | 1.68 | .19 | 1.250-1.260 |
| 244 | 2.15 | .19 | 1.595-1.605 |
| 245 | 2.35 | .19 | 1.837-1.847 |
| 246 | 2.89 | .19 | 2.307-2.317 |
| 247 | 3.43 | .25 | 2.777-2.788 |
| 248 | 4.12 | .25 | 3.403-3.414 |
| 249 | 4.67 | .27 | 3.892-3.904 |
| 250 | 5.25 | .27 | 4.399-4.411 |



| CAT# | A | B | C |
|------|------|------|-------------|
| 281 | 1.15 | .110 | .787-.797 |
| 282 | 1.45 | .115 | .999-1.009 |
| 283 | 1.75 | .140 | 1.250-1.260 |
| 284 | 2.10 | .140 | 1.595-1.605 |
| 285 | 2.40 | .140 | 1.837-1.847 |
| 286 | 2.95 | .140 | 2.307-2.317 |
| 287 | 3.55 | .185 | 2.777-2.788 |
| 288 | 3.55 | .190 | 3.403-3.414 |
| 289 | 4.20 | .190 | 3.892-3.904 |
| 290 | 4.75 | .190 | 4.399-4.411 |
| 290A | 6.67 | .380 | 5.488-5.500 |
| 290B | 7.93 | .400 | 6.545-6.557 |

C=THREAD PITCH DIAMETER



| CAT# | A | B | C |
|-------|--------|------|-------------|
| 281UL | 1.115 | .125 | .787-.797 |
| 282UL | 1.375 | .125 | .999-1.009 |
| 283UL | 1.6875 | .170 | 1.250-1.260 |
| 284UL | 2.050 | .170 | 1.595-1.605 |
| 285UL | 2.345 | .170 | 1.837-1.847 |
| 286UL | 2.845 | .170 | 2.307-2.317 |
| 287UL | 3.520 | .170 | 2.777-2.788 |
| 288UL | 4.215 | .170 | 3.403-3.414 |
| 289UL | 4.735 | .170 | 3.892-3.904 |
| 290UL | 5.275 | .170 | 4.399-4.411 |

C=THREAD PITCH DIAMETER

RIGID LOCKNUTS

ZINC DIE CAST

| TOPAZ CAT # | UPC# | SIZE | THREADS PER INCH | UNIT CTN | SHIP CASE | WT/ CASE |
|-------------|-------|--------|------------------|----------|-----------|----------|
| 241 | 12040 | 1/2" | 14 | 200 | 2000 | 20 |
| 242 | 12050 | 3/4" | 14 | 100 | 1000 | 20 |
| 243 | 12060 | 1" | 11 1/2 | 100 | 1000 | 20 |
| 244 | 12070 | 1 1/4" | 11 1/2 | 50 | 500 | 20 |
| 245 | 12080 | 1 1/2" | 11 1/2 | 50 | 500 | 20 |
| 246 | 12090 | 2" | 11 1/2 | 50 | 200 | 12 |
| 247 | 12100 | 2 1/2" | 8 | 25 | 100 | 13 |
| 248 | 12110 | 3" | 8 | 25 | 100 | 18 |
| 249 | 12120 | 3 1/2" | 8 | 10 | 40 | 13 |
| 250 | 12130 | 4" | 8 | 10 | 40 | 15 |



E148716

STEEL

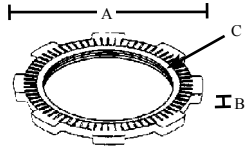
| | | | | | | |
|------|-------|--------|--------|-----|------|----|
| 281 | 12300 | 1/2" | 14 | 100 | 2000 | 20 |
| 282 | 12310 | 3/4" | 14 | 100 | 1000 | 20 |
| 283 | 12320 | 1" | 11 1/2 | 100 | 1000 | 30 |
| 284 | 12330 | 1 1/4" | 11 1/2 | 50 | 500 | 20 |
| 285 | 12340 | 1 1/2" | 11 1/2 | 50 | 500 | 30 |
| 286 | 12350 | 2" | 11 1/2 | 25 | 250 | 20 |
| 287 | 12360 | 2 1/2" | 8 | — | 50 | 6 |
| 288 | 12370 | 3" | 8 | — | 50 | 9 |
| 289 | 12380 | 3 1/2" | 8 | — | 25 | 6 |
| 290 | 12390 | 4" | 8 | — | 25 | 7 |
| 290A | 12400 | 5" | 8 | — | 10 | 5 |
| 290B | 12410 | 6" | 8 | — | 10 | 8 |



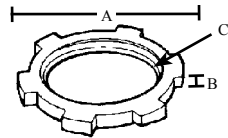
| | | | | | | |
|-------|-------|--------|--------|-----|------|----|
| 281UL | 86392 | 1/2" | 14 | 200 | 2000 | 23 |
| 282UL | 86393 | 3/4" | 14 | 100 | 1000 | 23 |
| 283UL | 86394 | 1" | 11 1/2 | 100 | 1000 | 33 |
| 284UL | 86395 | 1 1/4" | 11 1/2 | 50 | 500 | 23 |
| 285UL | 86396 | 1 1/2" | 11 1/2 | 50 | 500 | 33 |
| 286UL | 86397 | 2" | 11 1/2 | 25 | 250 | 23 |
| 287UL | 86398 | 2 1/2" | 8 | — | 50 | 8 |
| 288UL | 86399 | 3" | 8 | — | 50 | 12 |
| 289UL | 86400 | 3 1/2" | 8 | — | 25 | 9 |
| 290UL | 86401 | 4" | 8 | — | 25 | 10 |



E148716

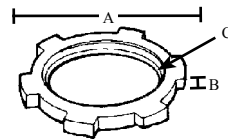


| CAT# | A | B | C |
|------|------|-----|-------------|
| 241 | 1.12 | .15 | .787-.797 |
| 242 | 1.33 | .15 | .999-1.009 |
| 243 | 1.68 | .19 | 1.250-1.260 |
| 244 | 2.15 | .19 | 1.595-1.605 |
| 245 | 2.35 | .19 | 1.837-1.847 |
| 246 | 2.89 | .19 | 2.307-2.317 |
| 247 | 3.43 | .25 | 2.777-2.788 |
| 248 | 4.12 | .25 | 3.403-3.414 |
| 249 | 4.67 | .27 | 3.892-3.904 |
| 250 | 5.25 | .27 | 4.399-4.411 |



| CAT# | A | B | C |
|------|------|------|-------------|
| 281 | 1.15 | .110 | .787-.797 |
| 282 | 1.45 | .115 | .999-1.009 |
| 283 | 1.75 | .140 | 1.250-1.260 |
| 284 | 2.10 | .140 | 1.595-1.605 |
| 285 | 2.40 | .140 | 1.837-1.847 |
| 286 | 2.95 | .140 | 2.307-2.317 |
| 287 | 3.55 | .185 | 2.777-2.788 |
| 288 | 3.55 | .190 | 3.403-3.414 |
| 289 | 4.20 | .190 | 3.892-3.904 |
| 290 | 4.75 | .190 | 4.399-4.411 |
| 290A | 6.67 | .380 | 5.488-5.500 |
| 290B | 7.93 | .400 | 6.545-6.557 |

C=THREAD PITCH DIAMETER



| CAT# | A | B | C |
|-------|--------|------|-------------|
| 281UL | 1.115 | .125 | .787-.797 |
| 282UL | 1.375 | .125 | .999-1.009 |
| 283UL | 1.6875 | .170 | 1.250-1.260 |
| 284UL | 2.050 | .170 | 1.595-1.605 |
| 285UL | 2.345 | .170 | 1.837-1.847 |
| 286UL | 2.845 | .170 | 2.307-2.317 |
| 287UL | 3.520 | .170 | 2.777-2.788 |
| 288UL | 4.215 | .170 | 3.403-3.414 |
| 289UL | 4.735 | .170 | 3.892-3.904 |
| 290UL | 5.275 | .170 | 4.399-4.411 |

C=THREAD PITCH DIAMETER

RIGID LOCKNUTS

ZINC DIE CAST

| TOPAZ CAT # | UPC# | SIZE | THREADS PER INCH | UNIT CTN | SHIP CASE | WT/ CASE |
|-------------|-------|--------|------------------|----------|-----------|----------|
| 241 | 12040 | 1/2" | 14 | 200 | 2000 | 20 |
| 242 | 12050 | 3/4" | 14 | 100 | 1000 | 20 |
| 243 | 12060 | 1" | 11 1/2 | 100 | 1000 | 20 |
| 244 | 12070 | 1 1/4" | 11 1/2 | 50 | 500 | 20 |
| 245 | 12080 | 1 1/2" | 11 1/2 | 50 | 500 | 20 |
| 246 | 12090 | 2" | 11 1/2 | 50 | 200 | 12 |
| 247 | 12100 | 2 1/2" | 8 | 25 | 100 | 13 |
| 248 | 12110 | 3" | 8 | 25 | 100 | 18 |
| 249 | 12120 | 3 1/2" | 8 | 10 | 40 | 13 |
| 250 | 12130 | 4" | 8 | 10 | 40 | 15 |



E148716

STEEL

| | | | | | | |
|------|-------|--------|--------|-----|------|----|
| 281 | 12300 | 1/2" | 14 | 100 | 2000 | 20 |
| 282 | 12310 | 3/4" | 14 | 100 | 1000 | 20 |
| 283 | 12320 | 1" | 11 1/2 | 100 | 1000 | 30 |
| 284 | 12330 | 1 1/4" | 11 1/2 | 50 | 500 | 20 |
| 285 | 12340 | 1 1/2" | 11 1/2 | 50 | 500 | 30 |
| 286 | 12350 | 2" | 11 1/2 | 25 | 250 | 20 |
| 287 | 12360 | 2 1/2" | 8 | — | 50 | 6 |
| 288 | 12370 | 3" | 8 | — | 50 | 9 |
| 289 | 12380 | 3 1/2" | 8 | — | 25 | 6 |
| 290 | 12390 | 4" | 8 | — | 25 | 7 |
| 290A | 12400 | 5" | 8 | — | 10 | 5 |
| 290B | 12410 | 6" | 8 | — | 10 | 8 |



| | | | | | | |
|-------|-------|--------|--------|-----|------|----|
| 281UL | 86392 | 1/2" | 14 | 200 | 2000 | 23 |
| 282UL | 86393 | 3/4" | 14 | 100 | 1000 | 23 |
| 283UL | 86394 | 1" | 11 1/2 | 100 | 1000 | 33 |
| 284UL | 86395 | 1 1/4" | 11 1/2 | 50 | 500 | 23 |
| 285UL | 86396 | 1 1/2" | 11 1/2 | 50 | 500 | 33 |
| 286UL | 86397 | 2" | 11 1/2 | 25 | 250 | 23 |
| 287UL | 86398 | 2 1/2" | 8 | — | 50 | 8 |
| 288UL | 86399 | 3" | 8 | — | 50 | 12 |
| 289UL | 86400 | 3 1/2" | 8 | — | 25 | 9 |
| 290UL | 86401 | 4" | 8 | — | 25 | 10 |



E148716