

# ZIP-IT®

## Wallboard Anchor

The Zip-It anchor is a one-piece self drilling anchor designed for use in hollow gypsum wallboard for light to medium duty loads. It is available in both engineered nylon and Zamac alloy for use with No. 8 screws in 3/8" to 1" thick wallboard. The Zip-It Jr. is also available in engineered nylon and Zamac alloy for use with No. 6 screws in 3/8" to 5/8" wallboard.

### FEATURES AND BENEFITS

- Ideal for mounting electrical fixtures, fastening drapery supports, installing phone systems, miscellaneous hardware, etc.
- Packaged and offered with and without screws

### MATERIAL SPECIFICATIONS

Anchor Component	Component Material	
	Nylon Zip-It/ Zip-It Jr.	Zinc Zip-It/ Zip-It Jr.
Anchor Body	Nylon	Zamac Alloy

### INSTALLATION SPECIFICATIONS

Dimensions	Zinc Zip-It	Nylon Zip-It	Zinc Zip-It Jr.	Nylon Zip-It Jr.
Collar (size)	9/16	9/16	15/32	15/32
Screw Size Range (No.)	8,10	6,8	6,8	6,8
Thread Length (in.)	15/16	15/16	47/64	47/64
Point Length (in.)	0.3	3/4	0.3	37/64
Anchor Length (in.)	1-5/16	1-11/16	1"	1-5/16
Min. Screw Engagement (in.)	3/4	3/4	3/4	3/4

\* Recommended Size

### INSTALLATION GUIDELINES



- 1.) Inset either No.2 or No.3 Phillips driver bit into the recess of the Zip-It anchor head. Use a manual screwdriver or a low rpm battery powered electric screw gun.
- 2.) Push the Zip-It anchor into the surface of the wallboard until the two cutting blades penetrate the surface. Using gentle forward pressure, rotate the Zip-It until the collar sets flush to the surface of the wall.
- 3.) Put the fixture in place, insert the screw and tighten until it feels secure. As the screw is threaded into the nylon versions, the point will expand resulting in increased load capacity in thicker wallboard.

Note: Pre-drill hole if difficulty is encountered during installation of the Zip-It. In very hard wallboard or double-board construction, use 1/4" diameter drill bit. In solid plaster wall use 7/16" diameter drill bit (HSS or Carbide). Job site tests are recommended when pre-drilling holes.


Note: When using an electric screw gun for application, set clutch and use slow speed (do not exceed approximately 300-400 rpm).

### SECTION CONTENTS

- General Information
- Performance Data
- Ordering Information



Nylon Zip-It



Zinc Zip-It

### ANCHOR MATERIALS

- Engineered Nylon or Zamac Alloy

### ANCHOR SIZE RANGE (TYP.)

- Use with No. 6, No. 8, or No. 10 screws

### SUITABLE BASE MATERIALS

- Wallboard

**PERFORMANCE DATA**
**Ultimate Load Capacities for Zip-It in Wallboard<sup>1</sup>**

Anchor	3/8" Wallboard		1/2" Wallboard		5/8" Wallboard		3/4" Wallboard	
	Tension lbs. (kN)	Shear lbs. (kN)	Tension lbs. (kN)	Shear lbs. (kN)	Tension lbs. (kN)	Shear lbs. (kN)	Tension lbs. (kN)	Shear lbs. (kN)
Zip-It	50 (0.2)	60 (0.3)	65 (0.3)	70 (0.3)	80 (0.4)	100 (0.5)	85 (0.4)	100 (0.5)
Zip-It Jr.	45 (0.2)	50 (0.2)	55 (0.2)	55 (0.2)	70 (0.3)	70 (0.3)	75 (0.3)	80 (0.4)

1. The values listed above are ultimate load capacities which should be reduced by a minimum safety factor of 4.0 or greater to determine the allowable working load.

**Allowable Load Capacities for Zip-It in Wallboard<sup>1</sup>**

Anchor	3/8" Wallboard		1/2" Wallboard		5/8" Wallboard		3/4" Wallboard	
	Tension lbs. (kN)	Shear lbs. (kN)	Tension lbs. (kN)	Shear lbs. (kN)	Tension lbs. (kN)	Shear lbs. (kN)	Tension lbs. (kN)	Shear lbs. (kN)
Zip-It	15 (0.1)	15 (0.1)	15 (0.1)	20 (0.1)	20 (0.1)	25 (0.1)	20 (0.1)	25 (0.1)
Zip-It Jr.	10 (0.0)	15 (0.1)	15 (0.1)	15 (0.1)	20 (0.1)	20 (0.1)	20 (0.1)	20 (0.1)

1. Allowable load capacities listed are calculated using an applied safety factor of 4.0.

**ORDERING INFORMATION**
**Nylon Zip-It**

Peco Part No.	Bar Code	Description	Package Type	Package Quantity	WGT/100
2345J	96410	Anchor only	Jar	100	0.5
2368J	96494	Anchor w/ screws	Jar	50/50	0.7
2368	26050	Anchor w/ screws	Kit Box	50/50	0.7


**Zinc Zip-It**

Peco Part No.	Bar Code	Description	Package Type	Package Quantity	WGT/100
2346J	96412	Anchor only	Jar	100	2
2369J	96496	Anchor w/ screws	Jar	50/50	1.35
2369	26052	Anchor w/ screws	Kit Box	1	1.35


**Nylon Zip-It Jr.**

Peco Part No.	Bar Code	Description	Package Type	Package Quantity	WGT/100
2350J	96414	Anchor only	Jar	100	0.25
2361J	24015	Anchor w/ screws	Jar	100/100	0.65
2367J	96498	Anchor w/ screws	Jar	50/50	0.37


**Zinc Zip-It Jr.**

Peco Part No.	Bar Code	Description	Package Type	Package Quantity	WGT/100
2351J	96415	Anchor only	Jar	100	1
2364J	24017	Anchor w/ screws	Jar	100/100	1.35
2366J	96499	Anchor w/ screws	Jar	50/50	0.91



# ZIP-IT®

## Wallboard Anchor

The Zip-It anchor is a one-piece self drilling anchor designed for use in hollow gypsum wallboard for light to medium duty loads. It is available in both engineered nylon and Zamac alloy for use with No. 8 screws in 3/8" to 1" thick wallboard. The Zip-It Jr. is also available in engineered nylon and Zamac alloy for use with No. 6 screws in 3/8" to 5/8" wallboard.

### FEATURES AND BENEFITS

- Ideal for mounting electrical fixtures, fastening drapery supports, installing phone systems, miscellaneous hardware, etc.
- Packaged and offered with and without screws

### MATERIAL SPECIFICATIONS

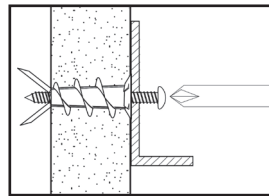
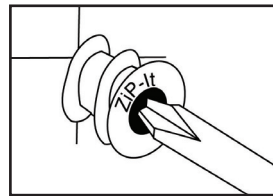
Anchor Component	Component Material	
	Nylon Zip-It/ Zip-It Jr.	Zinc Zip-It/ Zip-It Jr.
Anchor Body	Nylon	Zamac Alloy

### INSTALLATION SPECIFICATIONS

Dimensions	Zinc Zip-It	Nylon Zip-It	Zinc Zip-It Jr.	Nylon Zip-It Jr.
Collar (size)	9/16	9/16	15/32	15/32
Screw Size Range (No.)	8,10	6,8	6,8	6,8
Thread Length (in.)	15/16	15/16	47/64	47/64
Point Length (in.)	0.3	3/4	0.3	37/64
Anchor Length (in.)	1-5/16	1-11/16	1"	1-5/16
Min. Screw Engagement (in.)	3/4	3/4	3/4	3/4

\* Recommended Size

### INSTALLATION GUIDELINES



- 1.) Inset either No.2 or No.3 Phillips driver bit into the recess of the Zip-It anchor head. Use a manual screwdriver or a low rpm battery powered electric screw gun.
- 2.) Push the Zip-It anchor into the surface of the wallboard until the two cutting blades penetrate the surface. Using gentle forward pressure, rotate the Zip-It until the collar sets flush to the surface of the wall.
- 3.) Put the fixture in place, insert the screw and tighten until it feels secure. As the screw is threaded into the nylon versions, the point will expand resulting in increased load capacity in thicker wallboard.

Note: Pre-drill hole if difficulty is encountered during installation of the Zip-It. In very hard wallboard or double-board construction, use 1/4" diameter drill bit. In solid plaster wall use 7/16" diameter drill bit (HSS or Carbide). Job site tests are recommended when pre-drilling holes.


Note: When using an electric screw gun for application, set clutch and use slow speed (do not exceed approximately 300-400 rpm).

### SECTION CONTENTS

- General Information
- Performance Data
- Ordering Information



Nylon Zip-It



Zinc Zip-It

### ANCHOR MATERIALS

- Engineered Nylon or Zamac Alloy

### ANCHOR SIZE RANGE (TYP.)

- Use with No. 6, No. 8, or No. 10 screws

### SUITABLE BASE MATERIALS

- Wallboard

**PERFORMANCE DATA**
**Ultimate Load Capacities for Zip-It in Wallboard<sup>1</sup>**

Anchor	3/8" Wallboard		1/2" Wallboard		5/8" Wallboard		3/4" Wallboard	
	Tension lbs. (kN)	Shear lbs. (kN)	Tension lbs. (kN)	Shear lbs. (kN)	Tension lbs. (kN)	Shear lbs. (kN)	Tension lbs. (kN)	Shear lbs. (kN)
Zip-It	50 (0.2)	60 (0.3)	65 (0.3)	70 (0.3)	80 (0.4)	100 (0.5)	85 (0.4)	100 (0.5)
Zip-It Jr.	45 (0.2)	50 (0.2)	55 (0.2)	55 (0.2)	70 (0.3)	70 (0.3)	75 (0.3)	80 (0.4)

1. The values listed above are ultimate load capacities which should be reduced by a minimum safety factor of 4.0 or greater to determine the allowable working load.

**Allowable Load Capacities for Zip-It in Wallboard<sup>1</sup>**

Anchor	3/8" Wallboard		1/2" Wallboard		5/8" Wallboard		3/4" Wallboard	
	Tension lbs. (kN)	Shear lbs. (kN)	Tension lbs. (kN)	Shear lbs. (kN)	Tension lbs. (kN)	Shear lbs. (kN)	Tension lbs. (kN)	Shear lbs. (kN)
Zip-It	15 (0.1)	15 (0.1)	15 (0.1)	20 (0.1)	20 (0.1)	25 (0.1)	20 (0.1)	25 (0.1)
Zip-It Jr.	10 (0.0)	15 (0.1)	15 (0.1)	15 (0.1)	20 (0.1)	20 (0.1)	20 (0.1)	20 (0.1)


1. Allowable load capacities listed are calculated using an applied safety factor of 4.0.

**ORDERING INFORMATION**
**Nylon Zip-It**


Peco Part No.	Bar Code	Description	Package Type	Package Quantity	WGT/100
2345J	96410	Anchor only	Jar	100	0.5
2368J	96494	Anchor w/ screws	Jar	50/50	0.7
2368	26050	Anchor w/ screws	Kit Box	50/50	0.7


**Zinc Zip-It**

Peco Part No.	Bar Code	Description	Package Type	Package Quantity	WGT/100
2346J	96412	Anchor only	Jar	100	2
2369J	96496	Anchor w/ screws	Jar	50/50	1.35
2369	26052	Anchor w/ screws	Kit Box	1	1.35


**Nylon Zip-It Jr.**

Peco Part No.	Bar Code	Description	Package Type	Package Quantity	WGT/100
2350J	96414	Anchor only	Jar	100	0.25
2361J	24015	Anchor w/ screws	Jar	100/100	0.65
2367J	96498	Anchor w/ screws	Jar	50/50	0.37


**Zinc Zip-It Jr.**

Peco Part No.	Bar Code	Description	Package Type	Package Quantity	WGT/100
2351J	96415	Anchor only	Jar	100	1
2364J	24017	Anchor w/ screws	Jar	100/100	1.35
2366J	96499	Anchor w/ screws	Jar	50/50	0.91

