



*Get the best of both worlds. Award winning Metalux Encounter™ and SkyRidge™ luminaires with WaveStream™ LED technology are available with an optional integrated sensor system, optimized to meet energy codes for occupancy sensing and daylight harvesting.*



The luminaire-integrated sensor control system from Cooper Lighting Solutions **reduces the design time and complexity of meeting energy codes** for both lighting and controls. The sensor system was designed to **guarantee occupancy and daylight harvesting coverage** from within the footprint of Metalux ambient luminaires, so the lighting design is the control design. And, the system achieves **the lowest installed cost** in small spaces compared to traditional control products.

#### No New Wires

An in-place fixture retrofit is all that's needed to meet most energy codes in commercial spaces. The sensor system is factory wired to the luminaire, switching on or off based on occupancy, and dimming the light when enough daylight is available.

#### Lighting Controls Without Commissioning

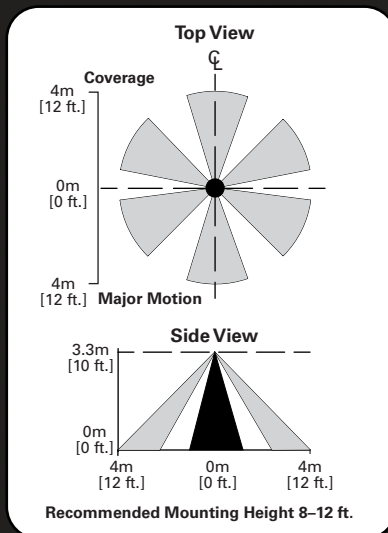
The luminaire-integrated sensor system offers out-of-the-box operation using thoughtful default settings.

#### Flexibility and Individual Control

When the application demands more, the sensor system has the option to make changes using a remote control. The remote allows changes from the default settings for occupancy, target light level, preset lighting levels, and more.

#### Low Installed Cost

With a single product to mount, and a single electrical connection to make, a Metalux Encounter or SkyRidge with an integrated sensor system saves money on the total installed cost when occupancy and daylighting harvesting controls are needed.



#### Worry-free Controls Planning

Ensure seamless coverage and performance with a sensor system built into every luminaire. The multi-technology sensor's occupancy and light sensing coverage overlaps the area each fixture illuminates.

#### Integrated Design

The sensor system adds to the contemporary aesthetic of both WaveStream luminaires. The system is factory wired and ready to meet code out of the box.

#### Sensor Remote Control

The optional remote can be used to change settings and to provide local control for one or more fixtures in the same area, allowing users to adjust light levels, even temporarily override automatic controls. Choose one per project, or one per fixture.


**Technical Information:**

- Fully integrated in to the luminaire – no additional wiring or special installation required
- Passive infrared occupancy detection
- Light sensor for closed-loop daylight harvesting with day, twilight and night settings
- Energy Saver setting – dim to a lower light level when unoccupied
- Infrared receiver for programming and remote control
- Indicator light for occupancy status and programming confirmation

**Start Up Behavior**


Item No.	Action
1	Turn power ON to the fixture.
2	The light will start at 50% light level and then raise or lower to the daylight level.
3	The sensor RED LED should slow blink (ON for 2 seconds, OFF for 2 seconds) for a 1 minute duration then blink only on occupancy.
4	Wait for next daylight adjustment/occupancy action.

Factory Defaults	
Occupancy Detection	Auto-on, Active
Default Occupancy Time Out	20 minutes
Occupancy Sensitivity	High
Energy Saver Scene	100% - Daytime Occupied Scene
Fade Up Time	32% per second using "Raise"
Fade Down Time	24% per second using "Lower"
Default Daylight Harvesting Level	500 Lux
Default Unoccupied Light Level	Off



**Encounter™ Series**

**Example:**  
22EN-LD1-34-UNV-L835-CD1-SVPD1-U



**SkyRidge™ Series**

**Example:**  
22SR-LD1-29-C-UNV-L835-CD1-SVPD1-U

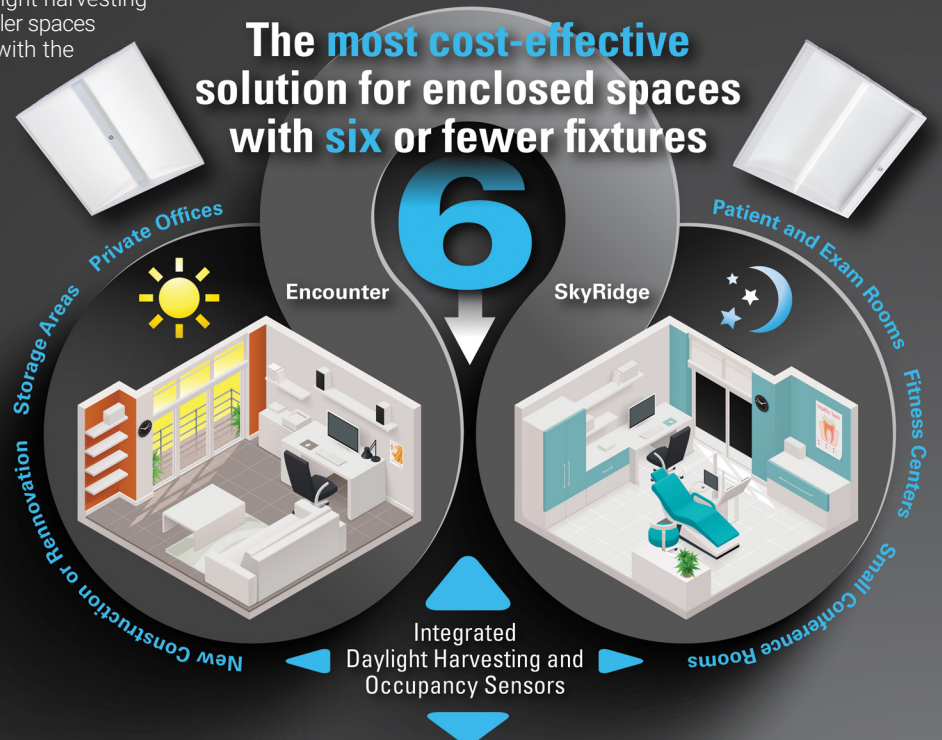
**Ordering Information**

Combined with the high efficacy and low lumen-power density of the award-winning Metalux Encounter and SkyRidge luminaires, the integrated sensor system is a fast, easy way to meet or exceed strict energy codes for both controls and lighting standards. All while providing high user comfort and exceptional functionality. Each unique Wavestream design is complimented by an integrated sensor system design by adding the option code SVPD1 to the luminaire catalog logic. See the luminaire specification sheets for more details.

Today's energy codes demand the use of controls. The cost to add traditional occupancy sensors and daylight harvesting controls can add up quickly, especially in smaller spaces. Metalux Encounter or SkyRidge luminaires with the Integrated Sensor system are ideal for new construction or retrofits in enclosed rooms with one to six luminaires, where both occupancy detection and daylight harvesting control are required. When compared to the cost of furnishing and installing traditional occupancy and daylight sensors in addition to the cost of the luminaire, installing Metalux fixtures with the Integrated Sensor saves money and installation time.

**Examples Uses:**

- Private Offices
- Patient/Exam Rooms
- Fitness Centers
- Small Conference Rooms
- Small Classrooms
- New Construction or Renovation
- Storage Areas



**Lighting Brands**

Ametrix  
AtLite  
Corelite  
Ephesus  
Fail-Safe  
Halo  
Halo Commercial  
Invue  
io  
Iris  
Lumark  
Lumière  
McGraw-Edison  
Metalux  
MWS  
Neo-Ray  
Portfolio  
RSA  
Shaper  
Streetworks  
Sure-Lites

**Controls Brands**

Greengate  
Fifth Light

**Connected Lighting Systems**

HALO Home  
WaveLinx

**IoT Platform**

Trellix



Cooper Lighting Solutions  
1121 Highway 74 South  
Peachtree City, GA 30269  
P: 770-486-4800  
[www.cooperlighting.com](http://www.cooperlighting.com)

Canada Sales  
5925 McLaughlin Road  
Mississauga, Ontario L5R 1B8  
P: 905-501-3000  
F: 905-501-3172

Cooper Lighting Solutions is a registered trademark.

All other trademarks are property of their respective owners.

Product availability, specifications, and compliances are subject to change without notice.

© 2020 Cooper Lighting Solutions  
All Rights Reserved  
Printed in USA  
Publication No. ADF142665  
January 27, 2021 10:27 AM