

STRAIGHT BLADE RECEPTACLES

TradeMaster® & Specification Grade GFCI Receptacles 2 Pole, 3 Wire Grounding 15 & 20A, 125VAC



Features

- SafeLock™ Protection: if critical components are damaged and ground fault protection is lost, power to receptacle is disconnected.
- Feed-thru wiring configuration allows GFCI to protect downstream receptacles.
- Prevents line-load reversal miswire: no power to the face or downstream receptacles if wired incorrectly.
- Exceeds UL943 voltage surge requirements; survives 100x the required UL 3kA/6kV voltage surge test cycles.
- FSUL Listed (Federal Specification WC596).
- Trip indicator light (red LED).
- Side or internal screw-pressure-plate back wire with #10 – #14 AWG solid or stranded copper wire.
- Two back wire holes per terminal.
- Ground screw has a back wire clamp for easy installation.
- 10 kA short circuit rating.
- Mounting screws are shipped captive in the device and wall plate for easier installation.
- High-impact-resistant thermoplastic construction.
- Extra-long strap.
- Button colors match the device face.
- Dual-direction test and reset buttons.
- Class A rated GFCI.
- Supplied with matching TP26 nylon wall plate.
- Tri-drive screws.
- GFCIs with Auto-Ground assure a positive ground to metal box.

Specifications

- Supply Voltage: 125VAC, 60 Hz
- Supply Voltage Range: 102-132 VAC
- Trip Threshold: 5± 1mA
- Trip Time: 0.025 sec., nominal per UL Standard
- 20 Amp feed-thru capacity

CATALOG NUMBER	RATING		COLOR	NEMA CONFIG. NO.	3rd PARTY COMPLIANCE		
	A.	VAC			UL UL943 C22.2 No. 144	UL UL498 C22.2 No. 42	FSUL WC596
TRADEMASTER®/SPEC GRADE 15 AMP DUPLEX GFCI							
1595I	15	125	Ivory	5-15R	•	•	•
1595W	15	125	White	5-15R	•	•	•
1595	15	125	Brown	5-15R	•	•	•
1595GRY	15	125	Gray	5-15R	•	•	•
1595BK	15	125	Black	5-15R	•	•	•
1595RED	15	125	Red	5-15R	•	•	•
1595LA	15	125	Light Almond	5-15R	•	•	•
TRADEMASTER®/SPEC GRADE 15 AMP DUPLEX GFCI WITH AUTO-GROUND							
1595SI	15	125	Ivory	5-15R	•	•	•
1595SW	15	125	White	5-15R	•	•	•
1595SLA	15	125	Light Almond	5-15R	•	•	•
SPECIFICATION GRADE 20 AMP DUPLEX GFCI							
2095I	20	125	Ivory	5-20R	•	•	•
2095W	20	125	White	5-20R	•	•	•
2095	20	125	Brown	5-20R	•	•	•
2095GRY	20	125	Gray	5-20R	•	•	•
2095BK	20	125	Black	5-20R	•	•	•
2095RED	20	125	Red	5-20R	•	•	•
2095LA	20	125	Light Almond	5-20R	•	•	•
SPECIFICATION GRADE 20 AMP DUPLEX GFCI WITH AUTO-GROUND							
2095SI	20	125	Ivory	5-20R	•	•	•
2095SW	20	125	White	5-20R	•	•	•
2095SLA	20	125	Light Almond	5-20R	•	•	•




DEVICES & WALL PLATES

Color Selection Chart

Devices & Plastic Wall Plate Colors



Ivory Light Almond White Green Antique Brass Dark Bronze Nickel




Black Blue Brown Gray Orange Red

See specific device and wall plate catalog charts for particular color availabilities.

Metal Wall Plates

Metal Finish




Aluminum Brass (Brushed) Polished Brass Stainless Steel Brushed Bronze Chrome

Custom Metal Wall Plates Paint Finish Colors

Paint Color



Orange Green Gray Yellow Glossy Black Brown White



Primer Red Pink Flat Black Ivory Light Almond Blue

To order custom metal wall plates, see Pages P-40 – P-44.

For additional colors consult factory.

STRAIGHT BLADE RECEPTACLES

TradeMaster® & Specification Grade GFCI Receptacles 2 Pole, 3 Wire Grounding 15 & 20A, 125VAC



Features

- SafeLock™ Protection: if critical components are damaged and ground fault protection is lost, power to receptacle is disconnected.
- Feed-thru wiring configuration allows GFCI to protect downstream receptacles.
- Prevents line-load reversal miswire: no power to the face or downstream receptacles if wired incorrectly.
- Exceeds UL943 voltage surge requirements; survives 100x the required UL 3kA/6kV voltage surge test cycles.
- FSUL Listed (Federal Specification WC596).
- Trip indicator light (red LED).
- Side or internal screw-pressure-plate back wire with #10 – #14 AWG solid or stranded copper wire.
- Two back wire holes per terminal.
- Ground screw has a back wire clamp for easy installation.
- 10 kA short circuit rating.
- Mounting screws are shipped captive in the device and wall plate for easier installation.
- High-impact-resistant thermoplastic construction.
- Extra-long strap.
- Button colors match the device face.
- Dual-direction test and reset buttons.
- Class A rated GFCI.
- Supplied with matching TP26 nylon wall plate.
- Tri-drive screws.
- GFCIs with Auto-Ground assure a positive ground to metal box.

Specifications

- Supply Voltage: 125VAC, 60 Hz
- Supply Voltage Range: 102-132 VAC
- Trip Threshold: 5± 1mA
- Trip Time: 0.025 sec., nominal per UL Standard
- 20 Amp feed-thru capacity

CATALOG NUMBER	RATING		COLOR	NEMA CONFIG. NO.	3rd PARTY COMPLIANCE		
	A.	VAC			UL943 C22.2 No. 144	UL498 C22.2 No. 42	FSUL WC596
TRADEMASTER®/SPEC GRADE 15 AMP DUPLEX GFCI							
1595I	15	125	Ivory	5-15R	•	•	•
1595W	15	125	White	5-15R	•	•	•
1595	15	125	Brown	5-15R	•	•	•
1595GRY	15	125	Gray	5-15R	•	•	•
1595BK	15	125	Black	5-15R	•	•	•
1595RED	15	125	Red	5-15R	•	•	•
1595LA	15	125	Light Almond	5-15R	•	•	•
TRADEMASTER®/SPEC GRADE 15 AMP DUPLEX GFCI WITH AUTO-GROUND							
1595SI	15	125	Ivory	5-15R	•	•	•
1595SW	15	125	White	5-15R	•	•	•
1595SLA	15	125	Light Almond	5-15R	•	•	•
SPECIFICATION GRADE 20 AMP DUPLEX GFCI							
2095I	20	125	Ivory	5-20R	•	•	•
2095W	20	125	White	5-20R	•	•	•
2095	20	125	Brown	5-20R	•	•	•
2095GRY	20	125	Gray	5-20R	•	•	•
2095BK	20	125	Black	5-20R	•	•	•
2095RED	20	125	Red	5-20R	•	•	•
2095LA	20	125	Light Almond	5-20R	•	•	•
SPECIFICATION GRADE 20 AMP DUPLEX GFCI WITH AUTO-GROUND							
2095SI	20	125	Ivory	5-20R	•	•	•
2095SW	20	125	White	5-20R	•	•	•
2095SLA	20	125	Light Almond	5-20R	•	•	•



All devices listed on this page conform to NEMA WD-1 and WD-6.

DEVICES & WALL PLATES

Color Selection Chart

Devices & Plastic Wall Plate Colors



Ivory Light Almond White Green Antique Brass Dark Bronze Nickel



Black Blue Brown Gray Orange Red

See specific device and wall plate catalog charts for particular color availabilities.

Metal Wall Plates

Metal Finish



Aluminum Brass (Brushed) Polished Brass Stainless Steel Brushed Bronze Chrome

Custom Metal Wall Plates Paint Finish Colors

Paint Color



Orange Green Gray Yellow Glossy Black Brown White



Primer Red Pink Flat Black Ivory Light Almond Blue

To order custom metal wall plates, see Pages P-40 – P-44.

For additional colors consult factory.