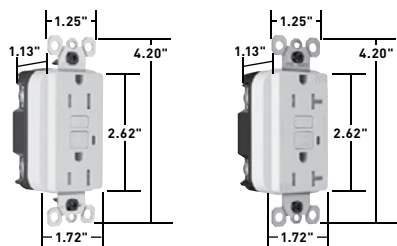


# STRAIGHT BLADE RECEPTACLES

## Weather-Resistant GFCI Receptacles 2 Pole, 3 Wire Grounding 15 & 20A, 125VAC


**1595TRWRW**
**2095TRWRW**

### Features

- Weather-Resistant: Meets National Electrical Code® Weather-Resistant requirements.
- Tamper-Resistant: Meets National Electrical Code® Tamper-Resistant requirements.
- Protects children: patented shutter system helps prevent improper insertion of foreign objects.
- Listed to the Weather-Resistant supplement of UL498, meeting demanding UL requirements including:
  - Ultraviolet light exposure test
  - Cold impact test
  - Accelerated aging test
  - Stringent material requirements for current-carrying parts, wire binding screws and mounting straps to ensure superior corrosion resistance.
- SafeLock™ Protection: if critical components are damaged and ground fault protection is lost, power to receptacle is disconnected.
- Feed-thru wiring configuration allows GFCI to protect downstream receptacles.
- Prevents line-load reversal miswire: no power to the face or downstream receptacles if wired incorrectly.
- Exceeds UL943 voltage surge requirements; survives 100x the required UL 3kA/6kV voltage surge test cycles.
- FSUL Listed (Federal Specification WC596).
- Trip indicator light (red LED).
- Side or internal screw-pressure-plate back wire with #10 - #14 AWG solid or stranded copper wire.
- Two back wire holes per terminal.
- Ground screw has a back wire clamp for easy installation.
- 10 kA short circuit rating.
- Mounting screws are shipped captive in the device and wall plate for easier installation.
- High-impact-resistant thermoplastic construction.
- Extra-long nickel post-plated steel mounting strap.
- Button colors match the device face.
- Dual-direction test and reset buttons.
- Class A rated GFCI.
- Supplied with matching TP26 nylon wall plate.
- Tri-drive screws.

### Specifications

- Supply Voltage: 125VAC, 60 Hz
- Supply Voltage Range: 102-132 VAC
- Trip Threshold: 5± 1mA
- Trip Time: 0.025 sec., nominal per UL Standard
- 20 Amp feed-thru capacity

CATALOG NUMBER	RATING		COLOR	NEMA CONFIG. NO.	3rd PARTY COMPLIANCE		
	A.	VAC			UL943 C22.2 No. 144	UL498 C22.2 No. 42	FSUL WC596
<b>TRADEMASTER®/SPEC GRADE WEATHER-RESISTANT 15 AMP DUPLEX GFCI</b>							
1595TRWRI	15	125	Ivory	5-15R	•	•	•
1595TRWRW	15	125	White	5-15R	•	•	•
1595TRWR	15	125	Brown	5-15R	•	•	•
1595TRWRGRY	15	125	Gray	5-15R	•	•	•
1595TRWRBK	15	125	Black	5-15R	•	•	•
1595TRWRLA	15	125	Light Almond	5-15R	•	•	•
<b>SPECIFICATION GRADE WEATHER-RESISTANT 20 AMP DUPLEX GFCI</b>							
2095TRWRI	20	125	Ivory	5-20R	•	•	•
2095TRWRW	20	125	White	5-20R	•	•	•
2095TRWR	20	125	Brown	5-20R	•	•	•
2095TRWRBK	20	125	Black	5-20R	•	•	•
2095TRWRGRY	20	125	Gray	5-20R	•	•	•
2095TRWRLA	20	125	Light Almond	5-20R	•	•	•



### National Electrical Code® Section 406.8 Receptacles in Wet or Damp Locations.

Requires that all 15- and 20-amp, 125- and 250-volt non-locking receptacles installed in wet or damp locations shall be weather-resistant receptacles.

# DEVICES & WALL PLATES

## Color Selection Chart

### Devices & Plastic Wall Plate Colors



Ivory    Light Almond    White    Green    Antique Brass    Dark Bronze    Nickel



Black    Blue    Brown    Gray    Orange    Red

See specific device and wall plate catalog charts for particular color availabilities.

### Metal Wall Plates

Metal Finish



Aluminum    Brass (Brushed)    Polished Brass    Stainless Steel    Brushed Bronze    Chrome

### Custom Metal Wall Plates Paint Finish Colors

Paint Color



Orange    Green    Gray    Yellow    Glossy Black    Brown    White



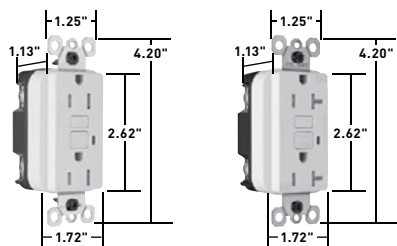
Primer    Red    Pink    Flat Black    Ivory    Light Almond    Blue

To order custom metal wall plates, see Pages P-40 – P-44.

**For additional colors consult factory.**

# STRAIGHT BLADE RECEPTACLES

## Weather-Resistant GFCI Receptacles 2 Pole, 3 Wire Grounding 15 & 20A, 125VAC


**1595TRWRW**
**2095TRWRW**

### Features

- Weather-Resistant: Meets National Electrical Code® Weather-Resistant requirements.
- Tamper-Resistant: Meets National Electrical Code® Tamper-Resistant requirements.
- Protects children: patented shutter system helps prevent improper insertion of foreign objects.
- Listed to the Weather-Resistant supplement of UL498, meeting demanding UL requirements including:
  - Ultraviolet light exposure test
  - Cold impact test
  - Accelerated aging test
  - Stringent material requirements for current-carrying parts, wire binding screws and mounting straps to ensure superior corrosion resistance.
- SafeLock™ Protection: if critical components are damaged and ground fault protection is lost, power to receptacle is disconnected.
- Feed-thru wiring configuration allows GFCI to protect downstream receptacles.
- Prevents line-load reversal miswire: no power to the face or downstream receptacles if wired incorrectly.
- Exceeds UL943 voltage surge requirements; survives 100x the required UL 3kA/6kV voltage surge test cycles.
- FSUL Listed (Federal Specification WC596).
- Trip indicator light (red LED).
- Side or internal screw-pressure-plate back wire with #10 - #14 AWG solid or stranded copper wire.
- Two back wire holes per terminal.
- Ground screw has a back wire clamp for easy installation.
- 10 kA short circuit rating.
- Mounting screws are shipped captive in the device and wall plate for easier installation.
- High-impact-resistant thermoplastic construction.
- Extra-long nickel post-plated steel mounting strap.
- Button colors match the device face.
- Dual-direction test and reset buttons.
- Class A rated GFCI.
- Supplied with matching TP26 nylon wall plate.
- Tri-drive screws.

### Specifications

- Supply Voltage: 125VAC, 60 Hz
- Supply Voltage Range: 102-132 VAC
- Trip Threshold: 5± 1mA
- Trip Time: 0.025 sec., nominal per UL Standard
- 20 Amp feed-thru capacity

CATALOG NUMBER	RATING		COLOR	NEMA CONFIG. NO.	3rd PARTY COMPLIANCE		
	A.	VAC			UL943 C22.2 No. 144	UL498 C22.2 No. 42	FSUL WC596
<b>TRADEMASTER®/SPEC GRADE WEATHER-RESISTANT 15 AMP DUPLEX GFCI</b>							
1595TRWRI	15	125	Ivory	5-15R	•	•	•
1595TRWRW	15	125	White	5-15R	•	•	•
1595TRWR	15	125	Brown	5-15R	•	•	•
1595TRWRGRY	15	125	Gray	5-15R	•	•	•
1595TRWRBK	15	125	Black	5-15R	•	•	•
1595TRWRLA	15	125	Light Almond	5-15R	•	•	•
<b>SPECIFICATION GRADE WEATHER-RESISTANT 20 AMP DUPLEX GFCI</b>							
2095TRWRI	20	125	Ivory	5-20R	•	•	•
2095TRWRW	20	125	White	5-20R	•	•	•
2095TRWR	20	125	Brown	5-20R	•	•	•
2095TRWRBK	20	125	Black	5-20R	•	•	•
2095TRWRGRY	20	125	Gray	5-20R	•	•	•
2095TRWRLA	20	125	Light Almond	5-20R	•	•	•


**NEMA 5-15R**

**NEMA 5-20R**


#### National Electrical Code® Section 406.8 Receptacles in Wet or Damp Locations.

Requires that all 15- and 20-amp, 125- and 250-volt non-locking receptacles installed in wet or damp locations shall be weather-resistant receptacles.

# DEVICES & WALL PLATES

## Color Selection Chart

### Devices & Plastic Wall Plate Colors



Ivory    Light Almond    White    Green    Antique Brass    Dark Bronze    Nickel



Black    Blue    Brown    Gray    Orange    Red

See specific device and wall plate catalog charts for particular color availabilities.

### Metal Wall Plates

Metal Finish



Aluminum    Brass (Brushed)    Polished Brass    Stainless Steel    Brushed Bronze    Chrome

### Custom Metal Wall Plates Paint Finish Colors

Paint Color



Orange    Green    Gray    Yellow    Glossy Black    Brown    White



Primer    Red    Pink    Flat Black    Ivory    Light Almond    Blue

To order custom metal wall plates, see Pages P-40 – P-44.

**For additional colors consult factory.**