

# Multiple metering



## Contents

Description	Page
Meter packs .....	2
Main devices .....	3
Residential meter stacks .....	6
Commercial meter stacks .....	7
Miscellaneous parts .....	8



*Powering Business Worldwide*

## Meter packs

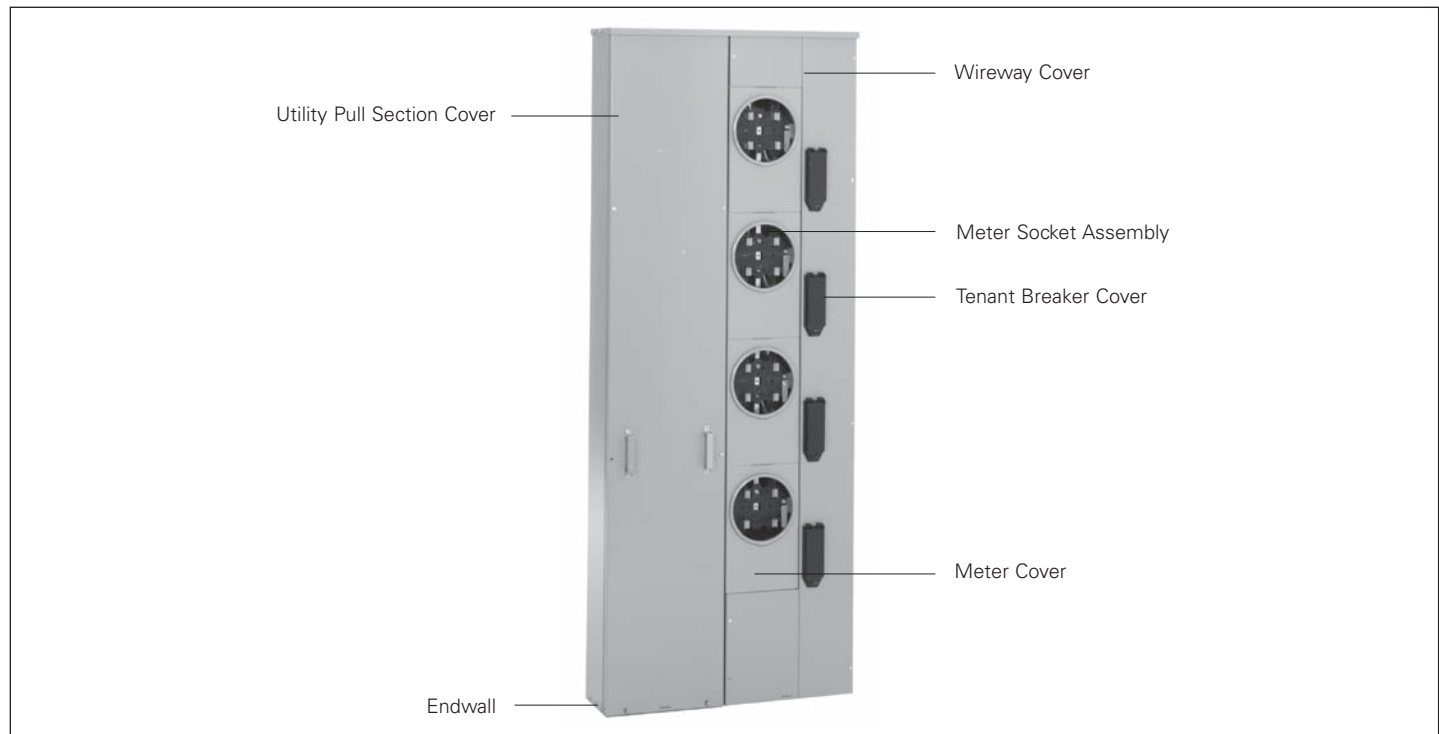


Figure 1. Meter Pack

Table 1. Meter Packs

### Catalog Numbers

Meter Pack	Utility Pull Section Cover	Wireway Cover	Meter Socket Assembly	Tenant Breaker Cover	Meter Cover	Endwall (with Knockouts)	Endwall (without Knockouts)	Vertical Busbars
<b>1MP2122R</b>	MP2122UCVR	MPCCVR01	1MMMS	1MMBC1	1MMCP1	MP122NWLK	MP122NWL	MM1223VBUS
<b>1MP3124R</b>	MP1234UCVR	MPCCVR04	1MMMS	1MMBC1	1MMCP1	MP1234NWLK	MP1234NWL	MM1223VBUS
<b>1MP4124R</b>	MP1234UCVR	MPCCVR05	1MMMS	1MMBC1	1MMCP1	MP1234NWLK	MP1234NWL	MM124VBUS
<b>1MP5126R</b>	MP1256UCVR	MPCCVR02 ①	1MMMS	1MMBC1	1MMCP1 ②	MP1256NWLK	MP1256NWL	MM1223VBUS
<b>1MP6126R</b>	MP1256UCVR	MPCCVR03 ①	1MMMS	1MMBC1	1MMCP1 ②	MP1256NWLK	MP1256NWL	MM1223VBUS
<b>1MP2204R</b>	MP202UCVR	MPCCVR06	1MMMS	1MMBC2	1MMCP2	MP2024NWLK	MP2024NWL	MM202VBUS
<b>1MP3206R</b>	MP2034UCVR	MPCCVR09	1MMMS	1MMBC2	1MMCP2	MP2024NWLK	MP2024NWL	MM2023VBUS
<b>1MP4206R</b>	MP2034UCVR	MPCCVR10	1MMMS	1MMBC2	1MMCP2	MP2024NWLK	MP2024NWL	MM204VBUS
<b>1MP5206R</b>	MP2056UCVR	MPCCVR07 ③	1MMMS	1MMBC2	1MMCP2	MP2056NWLK	MP2056NWL	MM2023VBUS
<b>1MP6206R</b>	MP2056UCVR	MPCCVR08 ③	1MMMS	1MMBC2	1MMCP2	MP2056NWLK	MP2056NWL	MM2023VBUS
<b>1MP2122RRL</b> ④	MP2122LUCVR	MPCCVR01	1MMMS ⑤	1MMBC1	1MMRC125 ⑥	MP122NWLK	MP122NWL	MM1223VBUS
<b>1MP3124RRL</b> ④	MP1234UCVR	MPCCVR04	1MMMS ⑤	1MMBC1	1MMRC125 ⑥	MP1234NWLK	MP1234NWL	MM1223VBUS
<b>1MP4124RRL</b> ④	MP1234UCVR	MPCCVR05	1MMMS ⑤	1MMBC1	1MMRC125	MP1234NWLK	MP1234NWL	MM124VBUS
<b>1MP5126RRL</b> ④	MP1256UCVR	MPCCVR02	1MMMS ⑤	1MMBC1	1MMRC125 ⑥	MP1256NWLK	MP1256NWL	MM1223VBUS
<b>1MP6126RRL</b> ④	MP1256UCVR	MPCCVR03	1MMMS ⑤	1MMBC1	1MMRC125 ⑥	MP1256NWLK	MP1256NWL	MM1223VBUS
<b>1MP2204RRL</b> ④	MP202UCVR	MPCCVR06	1MMMS ⑤	1MMBC2	1MMRC200	MP2024NWLK	MP2024NWL	MM202VBUS
<b>1MP3206RRL</b> ④	MP2034UCVR	MPCCVR09	1MMMS ⑤	1MMBC2	1MMRC200	MP2024NWLK	MP2024NWL	MM2023VBUS
<b>1MP4206RRL</b> ④	MP2034UCVR	MPCCVR10	1MMMS ⑤	1MMBC2	1MMRC200	MP2024NWLK	MP2024NWL	MM204VBUS
<b>1MP5206RRL</b> ④	MP2056UCVR	MPCCVR07	1MMMS ⑤	1MMBC2	1MMRC200	MP2056NWLK	MP2056NWL	MM2023VBUS
<b>1MP6206RRL</b> ④	MP2056UCVR	MPCCVR08	1MMMS ⑤	1MMBC2	1MMRC200	MP2056NWLK	MP2056NWL	MM2023VBUS

① For center wireway cover, order MPCENCVR1.

② For top position, use meter socket cover 1MMCP1T.


③ For center wireway cover, order MPCENCVR2.

④ For catalog numbers with a "B" suffix (ringless with horn bypass), all replacement parts are the same with the exception of the meter socket assembly. Refer to Footnote 5 for correct catalog number.

⑤ For ringless style meter packs with horn bypass, order 1MMMSB.

⑥ For top position, use meter socket cover 1MMRC125T.

**Main devices**



**Figure 2. Main Device Panel**

**Table 2. End Caps**

Description	Catalog Numbers
Right side (bumped)	47-28172-2A
Left side (flat)	47-24139A

**Table 3. Terminal Box**

Catalog Numbers				
Terminal Box	Front Cover	Drip Hood	Endwall (with Knockouts)	Endwall (without Knockouts)
1MTB800R	MMFCVR1	MMDH1	MMEW1	MMEWNK01
1MTB1200R	MMFCVR1	MMDH1	MMEW1	MMEWNK01
3MTB400R	MTBFCVR1	MMDH4	MTBEW1	MTBEWNK01
3MTB600R	MTBFCVR1	MMDH4	MTBEW1	MTBEWNK01
3MTB800R	MMFCVR1	MMDH1	MMEW1	MMEWNK01
3MBT1200R	MMFCVR1	MMDH1	MMEW1	MMEWNK01

Effective January 2012

**Main devices (continued)****Table 4. Main Circuit Breaker****Catalog Numbers**

<b>Circuit Breaker</b>	<b>Front Cover</b>	<b>Drip Hood</b>	<b>Endwall (with Knockouts)</b>	<b>Endwall (without Knockouts)</b>
1MCB250R	MCBFCVR1	MMDH1	MMEW1	MMEWVK01
1MHCB250R	MCBFCVR1	MMDH1	MMEW1	MMEWVK01
1MCB300R	MCBFCVR1	MMDH1	MMEW1	MMEWVK01
1MHCB300R	MCBFCVR1	MMDH1	MMEW1	MMEWVK01
1MCB350R	MCBFCVR1	MMDH1	MMEW1	MMEWVK01
1MHCB350R	MCBFCVR1	MMDH1	MMEW1	MMEWVK01
1MCB400R	MCBFCVR1	MMDH1	MMEW1	MMEWVK01
1MHCB400R	MCBFCVR1	MMDH1	MMEW1	MMEWVK01
1MCB500R	MCBFCVR1	MMDH1	MMEW1	MMEWVK01
1MHCB500R	MCBFCVR1	MMDH1	MMEW1	MMEWVK01
1MCB600R	MCBFCVR1	MMDH1	MMEW1	MMEWVK01
1MHCB600R	MCBFCVR1	MMDH1	MMEW1	MMEWVK01
1MCB700R	MCBFCVR2	MMDH1	MMEW1	MMEWVK01
1MHCB700R	MCBFCVR2	MMDH1	MMEW1	MMEWVK01
1MCB800R	MCBFCVR2	MMDH1	MMEW1	MMEWVK01
1MHCB800R	MCBFCVR2	MMDH1	MMEW1	MMEWVK01
1MCB900R	MCBFCVR2	MMDH1	MMEW1	MMEWVK01
1MHCB900R	MCBFCVR2	MMDH1	MMEW1	MMEWVK01
1MCB1000R	MCBFCVR2	MMDH1	MMEW1	MMEWVK01
1MHCB1000R	MCBFCVR2	MMDH1	MMEW1	MMEWVK01
1MCB1200R	MCBFCVR2	MMDH1	MMEW1	MMEWVK01
1MHCB1200R	MCBFCVR2	MMDH1	MMEW1	MMEWVK01
1MCB1400RB	MCBFCVR3	MCBDH1	—	MMEWVK03
1MCB1400RT	MCBFCVR3	MCBDH1	—	MMEWVK03
1MCB1600RB	MCBFCVR3	MCBDH1	—	MMEWVK03
1MCB1600RT	MCBFCVR3	MCBDH1	—	MMEWVK03
1MCB2000RB	MCBFCVR3	MCBDH1	—	MMEWVK03
1MCB2000RT	MCBFCVR3	MCBDH1	—	MMEWVK03
3MCB250R	MCBFCVR1	MMDH1	MMEW1	MMEWVK01
3MHCB250R	MCBFCVR1	MMDH1	MMEW1	MMEWVK01
3MCB300R	MCBFCVR1	MMDH1	MMEW1	MMEWVK01
3MHCB300R	MCBFCVR1	MMDH1	MMEW1	MMEWVK01
3MCB350R	MCBFCVR1	MMDH1	MMEW1	MMEWVK01
3MHCB350R	MCBFCVR1	MMDH1	MMEW1	MMEWVK01
3MCB400R	MCBFCVR1	MMDH1	MMEW1	MMEWVK01
3MHCB400R	MCBFCVR1	MMDH1	MMEW1	MMEWVK01
3MCB500R	MCBFCVR1	MMDH1	MMEW1	MMEWVK01
3MHCB500R	MCBFCVR1	MMDH1	MMEW1	MMEWVK01
3MCB600R	MCBFCVR1	MMDH1	MMEW1	MMEWVK01
3MHCB600R	MCBFCVR1	MMDH1	MMEW1	MMEWVK01
3MCB700R	MCBFCVR2	MMDH1	MMEW1	MMEWVK01
3MHCB700R	MCBFCVR2	MMDH1	MMEW1	MMEWVK01
3MCB800R	MCBFCVR2	MMDH1	MMEW1	MMEWVK01
3MHCB800R	MCBFCVR2	MMDH1	MMEW1	MMEWVK01
3MCB900R	MCBFCVR2	MMDH1	MMEW1	MMEWVK01
3MHCB900R	MCBFCVR2	MMDH1	MMEW1	MMEWVK01
3MCB1000R	MCBFCVR2	MMDH1	MMEW1	MMEWVK01
3MHCB1000R	MCBFCVR2	MMDH1	MMEW1	MMEWVK01
3MCB1200R	MCBFCVR2	MMDH1	MMEW1	MMEWVK01
3MHCB1200R	MCBFCVR2	MMDH1	MMEW1	MMEWVK01
3MCB1400RB	MCBFCVR3	MCBDH1	—	MMEWVK03
3MCB1400RT	MCBFCVR3	MCBDH1	—	MMEWVK03
3MCB1600RB	MCBFCVR3	MCBDH1	—	MMEWVK03
3MCB1600RT	MCBFCVR3	MCBDH1	—	MMEWVK03
3MCB2000RB	MCBFCVR3	MCBDH1	—	MMEWVK03
3MCB2000RT	MCBFCVR3	MCBDH1	—	MMEWVK03

**Main devices (continued)**

Table 5. Main Fusible Switch

## Catalog Numbers

Fusible Switch	Front Cover	Drip Hood	Endwall (with Knockouts)	Endwall (without Knockouts)
1MFS400RB	MMFCVR1	MMDH1	MMEW1	MMEWVK01
1MFS400RT	MFSFCVR1	MMDH1	—	MMEWVK01
1MFS600RB	MMFCVR1	MMDH1	MMEW1	MMEWVK01
1MFS600RT	MFSFCVR1	MMDH1	—	MMEWVK01
1MFS800RB	MMFCVR1	MMDH1	MMEW1	MMEWVK01
1MFS800RT	MFSFCVR1	MMDH1	—	MMEWVK01
1MFS1200RB	MFSFCVR2	MMDH2	MMEW2	MMEWVK02
3MFS400RB	MMFCVR1	MMDH1	MMEW1	MMEWVK01
3MFS400RT	MFSFCVR1	MMDH1	—	MMEWVK01
3MFS600RB	MMFCVR1	MMDH1	MMEW1	MMEWVK01
3MFS600RT	MFSFCVR1	MMDH1	—	MMEWVK01
3MFS800RB	MMFCVR1	MMDH1	MMEW1	MMEWVK01
3MFS800RT	MFSFCVR1	MMDH1	—	MMEWVK01
3MFS1200RB	MFSFCVR2	MMDH2	MMEW2	MMEWVK02

Table 6. Main Bolted Pressure Contact Switch

## Catalog Numbers

Bolted Pressure Contact Switch	Front Cover	Drip Hood	Endwall (with Knockouts)	Endwall (without Knockouts)
1BPS1200RB	No replacement parts available at this time.			
1BPS1200RT				
3BPS1200RB				
3BPS1200RT				
3BPS1600RB				
3BPS1600RT				
3BPS2000RB				
3BPS2000RT				

Table 7. Main Fusible Switch with Pullbox

## Catalog Numbers

Fusible Switch with Pullbox	Front Cover	Pullbox Cover	Drip Hood	Endwall (with Knockouts)	Endwall (without Knockouts)
1MFS400RUG	MFPFCVR1	MFPBCVR1	MMDH1	MMEW1	MMEWVK01
1MFS600RUG	MFPFCVR1	MFPBCVR1	MMDH1	MMEW1	MMEWVK01
1MFS800RUG	MFPFCVR1	MFPBCVR1	MMDH1	MMEW1	MMEWVK01
1MFS1200RUG	MFPFCVR2	MFPBCVR2	MMDH2	MMEW2	MMEWVK02
3MFS400RUG	MFPFCVR1	MFPBCVR1	MMDH1	MMEW1	MMEWVK01
3MFS600RUG	MFPFCVR3	MFPBCVR3	MMDH5	MMEW4	MMEWVK04
3MFS800RUG	MFPFCVR3	MFPBCVR3	MMDH5	MMEW4	MMEWVK04
3MFS1200RUG	MFPFCVR2	MFPBCVR2	MMDH2	MMEW2	MMEWVK02

Table 8. Pullbox

## Catalog Numbers

Pullbox	Front Cover/Pullbox Cover	Drip Hood	Endwall (with Knockouts)	Endwall (without Knockouts)
1UGPB400R	PBFCVR1	PBDH1	PBEW1	PBEWVK01
1UGPB800R	PBFCVR2	PBDH2	PBEW2	PBEWVK02
1UGPB1200R	PBFCVR3	PBDH3	PBEW3	PBEWVK03
3UGPB400R	PBFCVR1	PBDH1	PBEW1	PBEWVK01
3UGPB800R	PBFCVR2	PBDH2	PBEW2	PBEWVK02
3UGPB1200R	PBFCVR3	PBDH3	PBEW3	PBEWVK03

### Residential meter stacks




Figure 3. Residential Meter Stack

Table 9. Residential Meter Stacks

Catalog Numbers

Meter Stack	Wireway Cover	Meter Socket Assembly	Tenant Breaker Cover	Meter Cover	Drip Hood	Endwall (with Knockouts)	Endwall (without Knockouts)	Vertical Busbar
3MM212	MMCCVR2123	—	①	1MMCP1	MMDH3	MM12N1WLK	MM12N1WL	MM1223VBUS
3MM212R	MMCCVR2123R	1MMMS	1MMBC1	1MMCP1	MMDH3	MM12N1WLK	MM12N1WL	MM1223VBUS
1MM312	MMCCVR3121	1MMMS	①	1MMCP1	MMDH3	MM12N1WLK	MM12N1WL	MM1223VBUS
1MM312R	MMCCVR3121R	1MMMS	1MMBC1	1MMCP1	MMDH3	MM12N1WLK	MM12N1WL	MM1223VBUS
3MM312	MMCCVR3123	1MMMS	①	1MMCP1	MMDH3	MM12N1WLK	MM12N1WL	MM1223VBUS
3MM312R	MMCCVR3123R	1MMMS	1MMBC1	1MMCP1	MMDH3	MM12N1WLK	MM12N1WL	MM1223VBUS
1MM412	MMCCVR4121	1MMMS	①	1MMCP1	MMDH3	MM12N1WLK	MM12N1WL	MM124VBUS
1MM412R	MMCCVR4121R	1MMMS	1MMBC1	1MMCP1	MMDH3	MM12N1WLK	MM12N1WL	MM124VBUS
3MM412	MMCCVR4123	1MMMS	①	1MMCP1	MMDH3	MM12N1WLK	MM12N1WL	MM124VBUS
3MM412R	MMCCVR4123R	1MMMS	1MMBC1	1MMCP1	MMDH3	MM12N1WLK	MM12N1WL	MM124VBUS
1MM512	MMCCVR5121	1MMMS	①	1MMCP1	MMDH3	MM12N1WLK	MM12N1WL	MM125VBUS
1MM512R	MMCCVR5121R	1MMMS	1MMBC1	1MMCP1	MMDH3	MM12N1WLK	MM12N1WL	MM125VBUS
3MM512	MMCCVR5123	1MMMS	①	1MMCP1	MMDH3	MM12N1WLK	MM12N1WL	MM125VBUS
3MM512R	MMCCVR5123R	1MMMS	1MMBC1	1MMCP1	MMDH3	MM12N1WLK	MM12N1WL	MM125VBUS
1MM612	MMCCVR6121	1MMMS	①	1MMCP1	MMDH3	MM12N1WLK	MM12N1WL	MM126VBUS
1MM612R	MMCCVR6121R	1MMMS	1MMBC1	1MMCP1	MMDH3	MM12N1WLK	MM12N1WL	MM126VBUS
3MM612	MMCCVR6123	1MMMS	①	1MMCP1	MMDH3	MM12N1WLK	MM12N1WL	MM126VBUS
3MM612R	MMCCVR6123R	1MMMS	1MMBC1	1MMCP1	MMDH3	MM12N1WLK	MM12N1WL	MM126VBUS
3MM220	MMCCVR2203	1MMMS	①	1MMCP2	MMDH4	MM20N1WLK	MM20N1WL	MM2023VBUS
3MM220R	MMCCVR2203R	1MMMS	1MMBC2	1MMCP2	MMDH4	MM20N1WLK	MM20N1WL	MM2023VBUS
1MM320	MMCCVR3201	1MMMS	①	1MMCP2	MMDH4	MM20N1WLK	MM20N1WL	MM2023VBUS
1MM320R	MMCCVR3201R	1MMMS	1MMBC2	1MMCP2	MMDH4	MM20N1WLK	MM20N1WL	MM2023VBUS
3MM320	MMCCVR3203	1MMMS	①	1MMCP2	MMDH4	MM20N1WLK	MM20N1WL	MM2023VBUS
3MM320R	MMCCVR3203R	1MMMS	1MMBC2	1MMCP2	MMDH4	MM20N1WLK	MM20N1WL	MM2023VBUS
1MM420	MMCCVR4201	1MMMS	①	1MMCP2	MMDH4	MM20N1WLK	MM20N1WL	MM204VBUS
1MM420R	MMCCVR4201R	1MMMS	1MMBC2	1MMCP2	MMDH4	MM20N1WLK	MM20N1WL	MM204VBUS

① NEMA® 1 meter stacks do not come with breaker covers.

**Residential meter stacks (continued)****Table 9. Residential Meter Stacks (Continued)****Catalog Numbers**

Meter Stack	Wireway Cover	Meter Socket Assembly	Tenant Breaker Cover	Meter Cover	Drip Hood	Endwall (with Knockouts)	Endwall (without Knockouts)	Vertical Busbar
<b>3MM420</b>	MMCCVR4203	1MMMS	①	1MMCP2	MMDH4	MM20N1WLK	MM20N1WL	MM204VBUS
<b>3MM420R</b>	MMCCVR4203R	1MMMS	1MMBC2	1MMCP2	MMDH4	MM20N1WLK	MM20N1WL	MM204VBUS
<b>3MM212RRL</b> ②	MMCCVR2123R	1MMMS ③	1MMBC1	1MMRC125 ④	MMDH3	MM12NWLK	MM12NWL	MM1223VBUS
<b>1MM312RRL</b> ②	MMCCVR3121R	1MMMS ③	1MMBC1	1MMRC125 ④	MMDH3	MM12NWLK	MM12NWL	MM1223VBUS
<b>3MM312RRL</b> ②	MMCCVR3123R	1MMMS ③	1MMBC1	1MMRC125 ④	MMDH3	MM12NWLK	MM12NWL	MM1223VBUS
<b>1MM412RRL</b> ②	MMCCVR3121R	1MMMS ③	1MMBC1	1MMRC125 ④	MMDH3	MM12NWLK	MM12NWL	MM124VBUS
<b>3MM412RRL</b> ②	MMCCVR4123R	1MMMS ③	1MMBC1	1MMRC125 ④	MMDH3	MM12NWLK	MM12NWL	MM124VBUS
<b>1MM512RRL</b> ②	MMCCVR5121R	1MMMS ③	1MMBC1	1MMRC125 ④	MMDH3	MM12NWLK	MM12NWL	MM125VBUS
<b>3MM512RRL</b> ②	MMCCVR5123R	1MMMS ③	1MMBC1	1MMRC125 ④	MMDH3	MM12NWLK	MM12NWL	MM125VBUS
<b>1MM612RRL</b> ②	MMCCVR6121R	1MMMS ③	1MMBC1	1MMRC125 ④	MMDH3	MM12NWLK	MM12NWL	MM126VBUS
<b>3MM612RRL</b> ②	MMCCVR6123R	1MMMS ③	1MMBC1	1MMRC125 ④	MMDH3	MM12NWLK	MM12NWL	MM126VBUS
<b>3MM220RRL</b> ②	MMCCVR2203R	1MMMS ③	1MMBC2	1MMRC200	MMDH4	MM20NWLK	MM20NWL	MM2023VBUS
<b>1MM320RRL</b> ②	MMCCVR3201R	1MMMS ③	1MMBC2	1MMRC200	MMDH4	MM20NWLK	MM20NWL	MM2023VBUS
<b>3MM320RRL</b> ②	MMCCVR3203R	1MMMS ③	1MMBC2	1MMRC200	MMDH4	MM20NWLK	MM20NWL	MM2023VBUS
<b>1MM420RRL</b> ②	MMCCVR4201R	1MMMS ③	1MMBC2	1MMRC200	MMDH4	MM20NWLK	MM20NWL	MM204VBUS
<b>3MM420RRL</b> ②	MMCCVR4203R	1MMMS ③	1MMBC2	1MMRC200	MMDH4	MM20NWLK	MM20NWL	MM204VBUS

① NEMA® 1 meter stacks do not come with breaker covers.

② For catalog numbers with a "B" suffix (ringless with horn bypass), all replacement parts are the same with the exception of the meter socket assembly. Refer to Footnote 2 for correct catalog number.

③ For ringless style meter stacks with horn bypass, order 1MMMSB meter socket assembly.

④ For top position, use meter socket cover 1MMRC125T.

**Commercial meter stacks****Table 10. Commercial Meter Stacks (Lever Bypass)****Catalog Numbers**

Meter Stack	Wireway Cover	Wireway Cover	Meter Socket Assembly	Tenant Breaker Cover	Meter Cover	Meter Cover	Drip Hood	Endwall (with Knockouts)	Endwall (without Knockouts)
<b>35MM120R12</b>	MSLWCVR1	—	MSLMSA1	MSBCVR1	MSLMCVR1 ①	37MMSK1 ②	MSLDH1	—	MSLEW1
<b>35MM220R12</b>	MSLWCVR2	—	MSLMSA1	MSBCVR1	MSLMCVR1 ①	37MMSK1 ②	MSLDH1	—	MSLEW1
<b>35MM320R12</b>	MSLWCVR3	—	MSLMSA1	MSBCVR1	MSLMCVR1 ①	37MMSK1 ②	MSLDH1	—	MSLEW1
<b>35MM420R12</b>	MSLWCVR4 ①	MSLWCVR13 ②	MSLMSA1	MSBCVR1	MSLMCVR1 ①	37MMSK1 ②	MSLDH2	—	MSLEW2
<b>37MM140R12</b>	MSLWCVR9 ①	MSLWCVR14 ②	MSLMSA2	MSBCVR1	MSLMCVR1 ①	37MMSK1 ②	MSLDH1	—	MSLEW1
<b>37MM120R12</b>	MSLWCVR5 ①	MSLWCVR15 ②	MSLMSA2	MSBCVR1	MSLMCVR1 ①	37MMSK1 ②	MSLDH1	—	MSLEW1
<b>37MM220R12</b>	MSLWCVR6 ①	MSLWCVR16 ②	MSLMSA2	MSBCVR1	MSLMCVR1 ①	37MMSK1 ②	MSLDH1	—	MSLEW1
<b>37MM320R12</b>	MSLWCVR7 ①	MSLWCVR17 ②	MSLMSA2	MSBCVR1	MSLMCVR1 ①	37MMSK1 ②	MSLDH1	—	MSLEW1
<b>37MM420R12</b>	MSLWCVR8 ①	MSLWCVR18 ②	MSLMSA2	MSBCVR1	MSLMCVR1 ①	37MMSK1 ②	MSLDH2	—	MSLEW2

① Used for product built October 2002 and prior.

② Used for product built after October 2002.

**Commercial meter stacks (continued)****Table 11. Commercial Meter Stack (Test Bypass)****Catalog Numbers**

<b>Meter Stack</b>	<b>Wireway Cover</b>	<b>Meter Socket Assembly</b>	<b>Tenant Breaker Cover</b>	<b>Meter Cover</b>	<b>Drip Hood</b>	<b>Endwall (with Knockouts)</b>	<b>Endwall (without Knockouts)</b>
<b>35SS120RAB</b>	MSTWCVR1	MSTMSA1	MSBCVR1	MSTMCVR1	MSTDH1	MSTEW1	MSTEWNK01
<b>35SS120RAC</b>	MSTWCVR2	MSTMSA1	MSBCVR1	MSTMCVR1	MSTDH1	MSTEW1	MSTEWNK01
<b>35SS120RBC</b>	MSTWCVR3	MSTMSA1	MSBCVR1	MSTMCVR1	MSTDH1	MSTEW1	MSTEWNK01
<b>35SS220RAB</b>	MSTWCVR4	MSTMSA1	MSBCVR1	MSTMCVR1	MSTDH1	MSTEW2	MSTEWNK02
<b>35SS220RAC</b>	MSTWCVR5	MSTMSA1	MSBCVR1	MSTMCVR1	MSTDH1	MSTEW2	MSTEWNK02
<b>35SS220RBC</b>	MSTWCVR6	MSTMSA1	MSBCVR1	MSTMCVR1	MSTDH1	MSTEW2	MSTEWNK02
<b>35SS320RAB</b>	MSTWCVR7	MSTMSA1	MSBCVR1	MSTMCVR1	MSTDH1	MSTEW2	MSTEWNK02
<b>35SS320RAC</b>	MSTWCVR8	MSTMSA1	MSBCVR1	MSTMCVR1	MSTDH1	MSTEW2	MSTEWNK02
<b>35SS320RBC</b>	MSTWCVR9	MSTMSA1	MSBCVR1	MSTMCVR1	MSTDH1	MSTEW2	MSTEWNK02
<b>37SS120R</b>	MSTWCVR10	MSTMSA2	MSBCVR1	MSTMCVR1	MSTDH1	MSTEW1	MSTEWNK01
<b>37SS220R</b>	MSTWCVR11	MSTMSA2	MSBCVR1	MSTMCVR1	MSTDH1	MSTEW2	MSTEWNK02
<b>37SS320R</b>	MSTWCVR12	MSTMSA2	MSBCVR1	MSTMCVR1	MSTDH1	MSTEW2	MSTEWNK02

**Miscellaneous parts****Table 12. Miscellaneous Parts**

<b>Description</b>	<b>Part Number</b>
Phase balancing kit, single-phase commercial metering	<b>99-4177-3</b>
A and C phase balancing kit (3MM)	<b>99-4184</b>
Breaker mounting kit, commercial metering (one three-pole breaker per kit)	<b>99-4176-2</b>
Breaker mounting kit, 1MM/1MP, 200A, (one two-pole breaker per kit)	<b>99-4176</b>
Mounting kit, meter center	<b>99-4172</b>
Mounting kit, meter pack	<b>99-4173</b>
Bonding strap kit, all meter packs (except CECHA three and four socket)	<b>99-4174</b>
Bonding strap kit, CHECA three and four socket meter packs	<b>99-2379</b>
Sealing screw kit, ringless devices (six screws)	<b>99-4175</b>
Sealing screw kit, three and four meter sockets, ringless devices (four screws)	<b>99-2589</b>
Padlock bracket	<b>99-2512-5</b>
Mounting bracket kit—All breaker and fusible mains	<b>99-4183</b>
Mounting bracket kit—400A and 600A 3MTB	<b>99-4183-3</b>
Exterior breaker cover	<b>49-6070</b>

**Eaton Corporation**  
 Electrical Sector  
 1111 Superior Ave.  
 Cleveland, OH 44114  
 United States  
 Eaton.com

© 2012 Eaton Corporation  
 All Rights Reserved  
 Printed in USA  
 Publication No. RP00501001E / Z11822  
 January 2012

Eaton is a registered trademark  
 of Eaton Corporation.

All other trademarks are property  
 of their respective owners.



# Multiple metering



## Contents

Description	Page
Meter packs .....	2
Main devices .....	3
Residential meter stacks .....	6
Commercial meter stacks .....	7
Miscellaneous parts .....	8



*Powering Business Worldwide*

## Meter packs

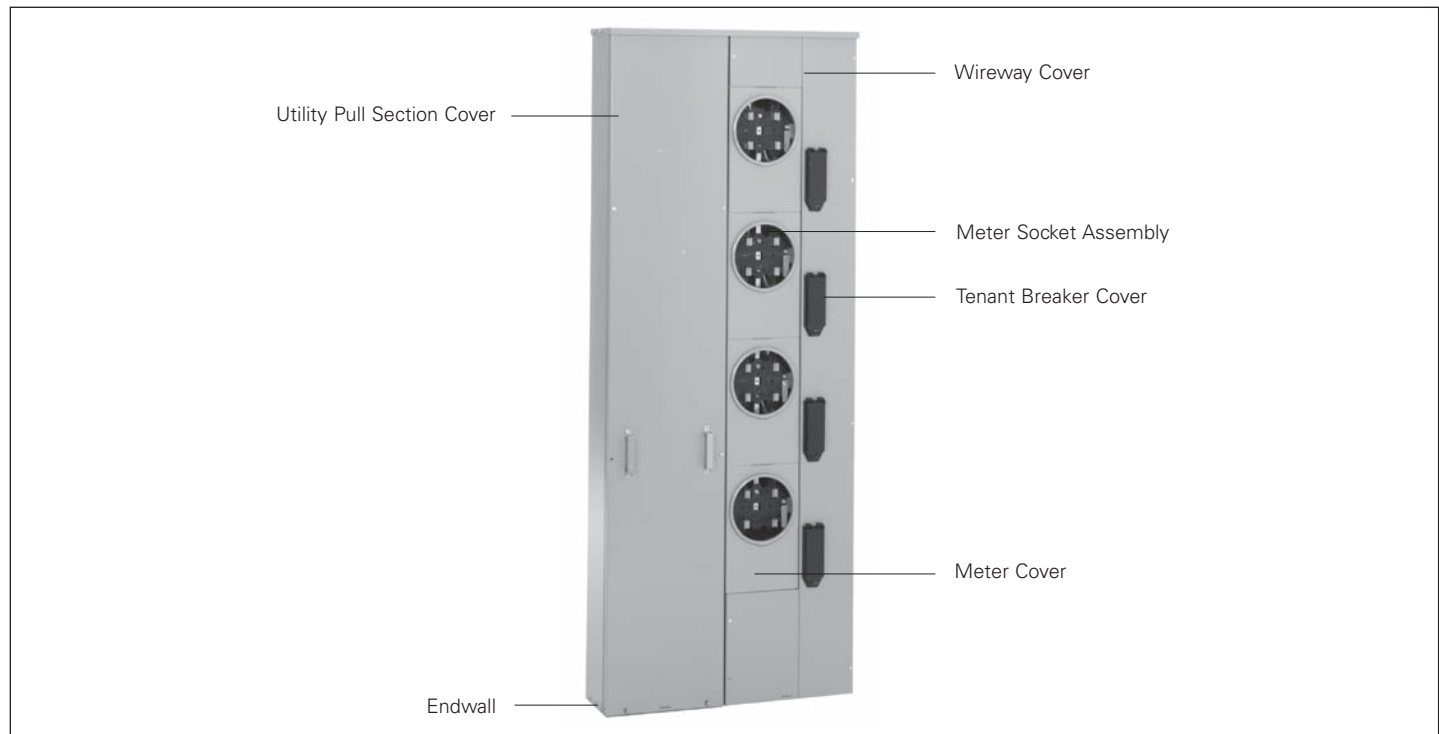


Figure 1. Meter Pack

Table 1. Meter Packs

### Catalog Numbers

Meter Pack	Utility Pull Section Cover	Wireway Cover	Meter Socket Assembly	Tenant Breaker Cover	Meter Cover	Endwall (with Knockouts)	Endwall (without Knockouts)	Vertical Busbars
<b>1MP2122R</b>	MP2122UCVR	MPCCVR01	1MMMS	1MMBC1	1MMCP1	MP122NWLK	MP122NWL	MM1223VBUS
<b>1MP3124R</b>	MP1234UCVR	MPCCVR04	1MMMS	1MMBC1	1MMCP1	MP1234NWLK	MP1234NWL	MM1223VBUS
<b>1MP4124R</b>	MP1234UCVR	MPCCVR05	1MMMS	1MMBC1	1MMCP1	MP1234NWLK	MP1234NWL	MM124VBUS
<b>1MP5126R</b>	MP1256UCVR	MPCCVR02 ①	1MMMS	1MMBC1	1MMCP1 ②	MP1256NWLK	MP1256NWL	MM1223VBUS
<b>1MP6126R</b>	MP1256UCVR	MPCCVR03 ①	1MMMS	1MMBC1	1MMCP1 ②	MP1256NWLK	MP1256NWL	MM1223VBUS
<b>1MP2204R</b>	MP202UCVR	MPCCVR06	1MMMS	1MMBC2	1MMCP2	MP2024NWLK	MP2024NWL	MM202VBUS
<b>1MP3206R</b>	MP2034UCVR	MPCCVR09	1MMMS	1MMBC2	1MMCP2	MP2024NWLK	MP2024NWL	MM2023VBUS
<b>1MP4206R</b>	MP2034UCVR	MPCCVR10	1MMMS	1MMBC2	1MMCP2	MP2024NWLK	MP2024NWL	MM204VBUS
<b>1MP5206R</b>	MP2056UCVR	MPCCVR07 ③	1MMMS	1MMBC2	1MMCP2	MP2056NWLK	MP2056NWL	MM2023VBUS
<b>1MP6206R</b>	MP2056UCVR	MPCCVR08 ③	1MMMS	1MMBC2	1MMCP2	MP2056NWLK	MP2056NWL	MM2023VBUS
<b>1MP2122RRL</b> ④	MP2122LUCVR	MPCCVR01	1MMMS ⑤	1MMBC1	1MMRC125 ⑥	MP122NWLK	MP122NWL	MM1223VBUS
<b>1MP3124RRL</b> ④	MP1234UCVR	MPCCVR04	1MMMS ⑤	1MMBC1	1MMRC125 ⑥	MP1234NWLK	MP1234NWL	MM1223VBUS
<b>1MP4124RRL</b> ④	MP1234UCVR	MPCCVR05	1MMMS ⑤	1MMBC1	1MMRC125	MP1234NWLK	MP1234NWL	MM124VBUS
<b>1MP5126RRL</b> ④	MP1256UCVR	MPCCVR02	1MMMS ⑤	1MMBC1	1MMRC125 ⑥	MP1256NWLK	MP1256NWL	MM1223VBUS
<b>1MP6126RRL</b> ④	MP1256UCVR	MPCCVR03	1MMMS ⑤	1MMBC1	1MMRC125 ⑥	MP1256NWLK	MP1256NWL	MM1223VBUS
<b>1MP2204RRL</b> ④	MP202UCVR	MPCCVR06	1MMMS ⑤	1MMBC2	1MMRC200	MP2024NWLK	MP2024NWL	MM202VBUS
<b>1MP3206RRL</b> ④	MP2034UCVR	MPCCVR09	1MMMS ⑤	1MMBC2	1MMRC200	MP2024NWLK	MP2024NWL	MM2023VBUS
<b>1MP4206RRL</b> ④	MP2034UCVR	MPCCVR10	1MMMS ⑤	1MMBC2	1MMRC200	MP2024NWLK	MP2024NWL	MM204VBUS
<b>1MP5206RRL</b> ④	MP2056UCVR	MPCCVR07	1MMMS ⑤	1MMBC2	1MMRC200	MP2056NWLK	MP2056NWL	MM2023VBUS
<b>1MP6206RRL</b> ④	MP2056UCVR	MPCCVR08	1MMMS ⑤	1MMBC2	1MMRC200	MP2056NWLK	MP2056NWL	MM2023VBUS

① For center wireway cover, order MPCENCVR1.

② For top position, use meter socket cover 1MMCP1T.


③ For center wireway cover, order MPCENCVR2.

④ For catalog numbers with a "B" suffix (ringless with horn bypass), all replacement parts are the same with the exception of the meter socket assembly. Refer to Footnote 5 for correct catalog number.

⑤ For ringless style meter packs with horn bypass, order 1MMMSB.

⑥ For top position, use meter socket cover 1MMRC125T.

**Main devices**



**Figure 2. Main Device Panel**

**Table 2. End Caps**

Description	Catalog Numbers
Right side (bumped)	47-28172-2A
Left side (flat)	47-24139A

**Table 3. Terminal Box**

Catalog Numbers				
Terminal Box	Front Cover	Drip Hood	Endwall (with Knockouts)	Endwall (without Knockouts)
1MTB800R	MMFCVR1	MMDH1	MMEW1	MMEWNK01
1MTB1200R	MMFCVR1	MMDH1	MMEW1	MMEWNK01
3MTB400R	MTBFCVR1	MMDH4	MTBEW1	MTBEWNK01
3MTB600R	MTBFCVR1	MMDH4	MTBEW1	MTBEWNK01
3MTB800R	MMFCVR1	MMDH1	MMEW1	MMEWNK01
3MBT1200R	MMFCVR1	MMDH1	MMEW1	MMEWNK01

Effective January 2012

**Main devices (continued)****Table 4. Main Circuit Breaker****Catalog Numbers**

<b>Circuit Breaker</b>	<b>Front Cover</b>	<b>Drip Hood</b>	<b>Endwall (with Knockouts)</b>	<b>Endwall (without Knockouts)</b>
1MCB250R	MCBFCVR1	MMDH1	MMEW1	MMEWVK01
1MHCB250R	MCBFCVR1	MMDH1	MMEW1	MMEWVK01
1MCB300R	MCBFCVR1	MMDH1	MMEW1	MMEWVK01
1MHCB300R	MCBFCVR1	MMDH1	MMEW1	MMEWVK01
1MCB350R	MCBFCVR1	MMDH1	MMEW1	MMEWVK01
1MHCB350R	MCBFCVR1	MMDH1	MMEW1	MMEWVK01
1MCB400R	MCBFCVR1	MMDH1	MMEW1	MMEWVK01
1MHCB400R	MCBFCVR1	MMDH1	MMEW1	MMEWVK01
1MCB500R	MCBFCVR1	MMDH1	MMEW1	MMEWVK01
1MHCB500R	MCBFCVR1	MMDH1	MMEW1	MMEWVK01
1MCB600R	MCBFCVR1	MMDH1	MMEW1	MMEWVK01
1MHCB600R	MCBFCVR1	MMDH1	MMEW1	MMEWVK01
1MCB700R	MCBFCVR2	MMDH1	MMEW1	MMEWVK01
1MHCB700R	MCBFCVR2	MMDH1	MMEW1	MMEWVK01
1MCB800R	MCBFCVR2	MMDH1	MMEW1	MMEWVK01
1MHCB800R	MCBFCVR2	MMDH1	MMEW1	MMEWVK01
1MCB900R	MCBFCVR2	MMDH1	MMEW1	MMEWVK01
1MHCB900R	MCBFCVR2	MMDH1	MMEW1	MMEWVK01
1MCB1000R	MCBFCVR2	MMDH1	MMEW1	MMEWVK01
1MHCB1000R	MCBFCVR2	MMDH1	MMEW1	MMEWVK01
1MCB1200R	MCBFCVR2	MMDH1	MMEW1	MMEWVK01
1MHCB1200R	MCBFCVR2	MMDH1	MMEW1	MMEWVK01
1MCB1400RB	MCBFCVR3	MCBDH1	—	MMEWVK03
1MCB1400RT	MCBFCVR3	MCBDH1	—	MMEWVK03
1MCB1600RB	MCBFCVR3	MCBDH1	—	MMEWVK03
1MCB1600RT	MCBFCVR3	MCBDH1	—	MMEWVK03
1MCB2000RB	MCBFCVR3	MCBDH1	—	MMEWVK03
1MCB2000RT	MCBFCVR3	MCBDH1	—	MMEWVK03
3MCB250R	MCBFCVR1	MMDH1	MMEW1	MMEWVK01
3MHCB250R	MCBFCVR1	MMDH1	MMEW1	MMEWVK01
3MCB300R	MCBFCVR1	MMDH1	MMEW1	MMEWVK01
3MHCB300R	MCBFCVR1	MMDH1	MMEW1	MMEWVK01
3MCB350R	MCBFCVR1	MMDH1	MMEW1	MMEWVK01
3MHCB350R	MCBFCVR1	MMDH1	MMEW1	MMEWVK01
3MCB400R	MCBFCVR1	MMDH1	MMEW1	MMEWVK01
3MHCB400R	MCBFCVR1	MMDH1	MMEW1	MMEWVK01
3MCB500R	MCBFCVR1	MMDH1	MMEW1	MMEWVK01
3MHCB500R	MCBFCVR1	MMDH1	MMEW1	MMEWVK01
3MCB600R	MCBFCVR1	MMDH1	MMEW1	MMEWVK01
3MHCB600R	MCBFCVR1	MMDH1	MMEW1	MMEWVK01
3MCB700R	MCBFCVR2	MMDH1	MMEW1	MMEWVK01
3MHCB700R	MCBFCVR2	MMDH1	MMEW1	MMEWVK01
3MCB800R	MCBFCVR2	MMDH1	MMEW1	MMEWVK01
3MHCB800R	MCBFCVR2	MMDH1	MMEW1	MMEWVK01
3MCB900R	MCBFCVR2	MMDH1	MMEW1	MMEWVK01
3MHCB900R	MCBFCVR2	MMDH1	MMEW1	MMEWVK01
3MCB1000R	MCBFCVR2	MMDH1	MMEW1	MMEWVK01
3MHCB1000R	MCBFCVR2	MMDH1	MMEW1	MMEWVK01
3MCB1200R	MCBFCVR2	MMDH1	MMEW1	MMEWVK01
3MHCB1200R	MCBFCVR2	MMDH1	MMEW1	MMEWVK01
3MCB1400RB	MCBFCVR3	MCBDH1	—	MMEWVK03
3MCB1400RT	MCBFCVR3	MCBDH1	—	MMEWVK03
3MCB1600RB	MCBFCVR3	MCBDH1	—	MMEWVK03
3MCB1600RT	MCBFCVR3	MCBDH1	—	MMEWVK03
3MCB2000RB	MCBFCVR3	MCBDH1	—	MMEWVK03
3MCB2000RT	MCBFCVR3	MCBDH1	—	MMEWVK03

**Main devices (continued)**

Table 5. Main Fusible Switch

## Catalog Numbers

Fusible Switch	Front Cover	Drip Hood	Endwall (with Knockouts)	Endwall (without Knockouts)
1MFS400RB	MMFCVR1	MMDH1	MMEW1	MMEWVK01
1MFS400RT	MFSFCVR1	MMDH1	—	MMEWVK01
1MFS600RB	MMFCVR1	MMDH1	MMEW1	MMEWVK01
1MFS600RT	MFSFCVR1	MMDH1	—	MMEWVK01
1MFS800RB	MMFCVR1	MMDH1	MMEW1	MMEWVK01
1MFS800RT	MFSFCVR1	MMDH1	—	MMEWVK01
1MFS1200RB	MFSFCVR2	MMDH2	MMEW2	MMEWVK02
3MFS400RB	MMFCVR1	MMDH1	MMEW1	MMEWVK01
3MFS400RT	MFSFCVR1	MMDH1	—	MMEWVK01
3MFS600RB	MMFCVR1	MMDH1	MMEW1	MMEWVK01
3MFS600RT	MFSFCVR1	MMDH1	—	MMEWVK01
3MFS800RB	MMFCVR1	MMDH1	MMEW1	MMEWVK01
3MFS800RT	MFSFCVR1	MMDH1	—	MMEWVK01
3MFS1200RB	MFSFCVR2	MMDH2	MMEW2	MMEWVK02

Table 6. Main Bolted Pressure Contact Switch

## Catalog Numbers

Bolted Pressure Contact Switch	Front Cover	Drip Hood	Endwall (with Knockouts)	Endwall (without Knockouts)
1BPS1200RB	No replacement parts available at this time.			
1BPS1200RT				
3BPS1200RB				
3BPS1200RT				
3BPS1600RB				
3BPS1600RT				
3BPS2000RB				
3BPS2000RT				

Table 7. Main Fusible Switch with Pullbox

## Catalog Numbers

Fusible Switch with Pullbox	Front Cover	Pullbox Cover	Drip Hood	Endwall (with Knockouts)	Endwall (without Knockouts)
1MFS400RUG	MFPFCVR1	MFPBCVR1	MMDH1	MMEW1	MMEWVK01
1MFS600RUG	MFPFCVR1	MFPBCVR1	MMDH1	MMEW1	MMEWVK01
1MFS800RUG	MFPFCVR1	MFPBCVR1	MMDH1	MMEW1	MMEWVK01
1MFS1200RUG	MFPFCVR2	MFPBCVR2	MMDH2	MMEW2	MMEWVK02
3MFS400RUG	MFPFCVR1	MFPBCVR1	MMDH1	MMEW1	MMEWVK01
3MFS600RUG	MFPFCVR3	MFPBCVR3	MMDH5	MMEW4	MMEWVK04
3MFS800RUG	MFPFCVR3	MFPBCVR3	MMDH5	MMEW4	MMEWVK04
3MFS1200RUG	MFPFCVR2	MFPBCVR2	MMDH2	MMEW2	MMEWVK02

Table 8. Pullbox

## Catalog Numbers

Pullbox	Front Cover/Pullbox Cover	Drip Hood	Endwall (with Knockouts)	Endwall (without Knockouts)
1UGPB400R	PBFCVR1	PBDH1	PBEW1	PBEWVK01
1UGPB800R	PBFCVR2	PBDH2	PBEW2	PBEWVK02
1UGPB1200R	PBFCVR3	PBDH3	PBEW3	PBEWVK03
3UGPB400R	PBFCVR1	PBDH1	PBEW1	PBEWVK01
3UGPB800R	PBFCVR2	PBDH2	PBEW2	PBEWVK02
3UGPB1200R	PBFCVR3	PBDH3	PBEW3	PBEWVK03

### Residential meter stacks

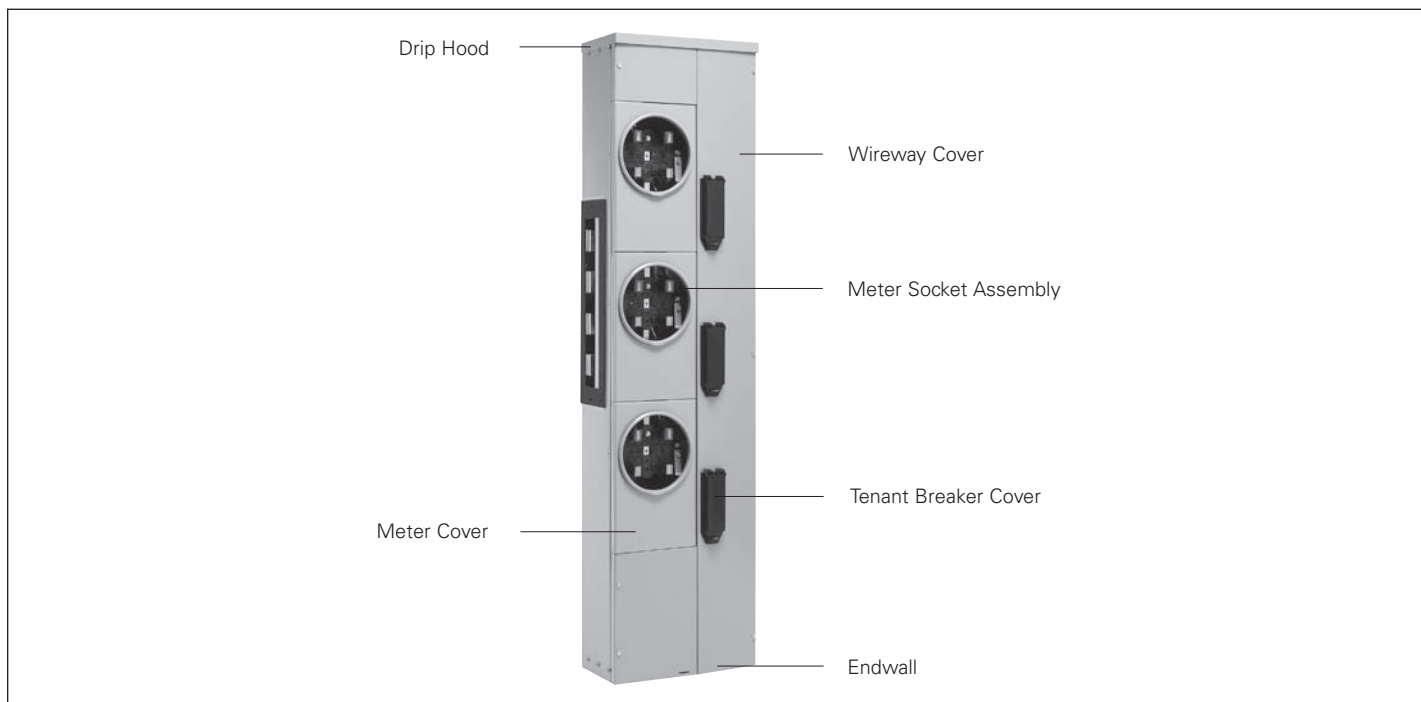


Figure 3. Residential Meter Stack

Table 9. Residential Meter Stacks

Catalog Numbers

Meter Stack	Wireway Cover	Meter Socket Assembly	Tenant Breaker Cover	Meter Cover	Drip Hood	Endwall (with Knockouts)	Endwall (without Knockouts)	Vertical Busbar
3MM212	MMCCVR2123	—	①	1MMCP1	MMDH3	MM12N1WLK	MM12N1WL	MM1223VBUS
3MM212R	MMCCVR2123R	1MMMS	1MMBC1	1MMCP1	MMDH3	MM12N1WLK	MM12N1WL	MM1223VBUS
1MM312	MMCCVR3121	1MMMS	①	1MMCP1	MMDH3	MM12N1WLK	MM12N1WL	MM1223VBUS
1MM312R	MMCCVR3121R	1MMMS	1MMBC1	1MMCP1	MMDH3	MM12N1WLK	MM12N1WL	MM1223VBUS
3MM312	MMCCVR3123	1MMMS	①	1MMCP1	MMDH3	MM12N1WLK	MM12N1WL	MM1223VBUS
3MM312R	MMCCVR3123R	1MMMS	1MMBC1	1MMCP1	MMDH3	MM12N1WLK	MM12N1WL	MM1223VBUS
1MM412	MMCCVR4121	1MMMS	①	1MMCP1	MMDH3	MM12N1WLK	MM12N1WL	MM124VBUS
1MM412R	MMCCVR4121R	1MMMS	1MMBC1	1MMCP1	MMDH3	MM12N1WLK	MM12N1WL	MM124VBUS
3MM412	MMCCVR4123	1MMMS	①	1MMCP1	MMDH3	MM12N1WLK	MM12N1WL	MM124VBUS
3MM412R	MMCCVR4123R	1MMMS	1MMBC1	1MMCP1	MMDH3	MM12N1WLK	MM12N1WL	MM124VBUS
1MM512	MMCCVR5121	1MMMS	①	1MMCP1	MMDH3	MM12N1WLK	MM12N1WL	MM125VBUS
1MM512R	MMCCVR5121R	1MMMS	1MMBC1	1MMCP1	MMDH3	MM12N1WLK	MM12N1WL	MM125VBUS
3MM512	MMCCVR5123	1MMMS	①	1MMCP1	MMDH3	MM12N1WLK	MM12N1WL	MM125VBUS
3MM512R	MMCCVR5123R	1MMMS	1MMBC1	1MMCP1	MMDH3	MM12N1WLK	MM12N1WL	MM125VBUS
1MM612	MMCCVR6121	1MMMS	①	1MMCP1	MMDH3	MM12N1WLK	MM12N1WL	MM126VBUS
1MM612R	MMCCVR6121R	1MMMS	1MMBC1	1MMCP1	MMDH3	MM12N1WLK	MM12N1WL	MM126VBUS
3MM612	MMCCVR6123	1MMMS	①	1MMCP1	MMDH3	MM12N1WLK	MM12N1WL	MM126VBUS
3MM612R	MMCCVR6123R	1MMMS	1MMBC1	1MMCP1	MMDH3	MM12N1WLK	MM12N1WL	MM126VBUS
3MM220	MMCCVR2203	1MMMS	①	1MMCP2	MMDH4	MM20N1WLK	MM20N1WL	MM2023VBUS
3MM220R	MMCCVR2203R	1MMMS	1MMBC2	1MMCP2	MMDH4	MM20N1WLK	MM20N1WL	MM2023VBUS
1MM320	MMCCVR3201	1MMMS	①	1MMCP2	MMDH4	MM20N1WLK	MM20N1WL	MM2023VBUS
1MM320R	MMCCVR3201R	1MMMS	1MMBC2	1MMCP2	MMDH4	MM20N1WLK	MM20N1WL	MM2023VBUS
3MM320	MMCCVR3203	1MMMS	①	1MMCP2	MMDH4	MM20N1WLK	MM20N1WL	MM2023VBUS
3MM320R	MMCCVR3203R	1MMMS	1MMBC2	1MMCP2	MMDH4	MM20N1WLK	MM20N1WL	MM2023VBUS
1MM420	MMCCVR4201	1MMMS	①	1MMCP2	MMDH4	MM20N1WLK	MM20N1WL	MM204VBUS
1MM420R	MMCCVR4201R	1MMMS	1MMBC2	1MMCP2	MMDH4	MM20N1WLK	MM20N1WL	MM204VBUS

① NEMA® 1 meter stacks do not come with breaker covers.

**Residential meter stacks (continued)****Table 9. Residential Meter Stacks (Continued)****Catalog Numbers**

Meter Stack	Wireway Cover	Meter Socket Assembly	Tenant Breaker Cover	Meter Cover	Drip Hood	Endwall (with Knockouts)	Endwall (without Knockouts)	Vertical Busbar
<b>3MM420</b>	MMCCVR4203	1MMMS	①	1MMCP2	MMDH4	MM20N1WLK	MM20N1WL	MM204VBUS
<b>3MM420R</b>	MMCCVR4203R	1MMMS	1MMBC2	1MMCP2	MMDH4	MM20N1WLK	MM20N1WL	MM204VBUS
<b>3MM212RRL</b> ②	MMCCVR2123R	1MMMS ③	1MMBC1	1MMRC125 ④	MMDH3	MM12NWLK	MM12NWL	MM1223VBUS
<b>1MM312RRL</b> ②	MMCCVR3121R	1MMMS ③	1MMBC1	1MMRC125 ④	MMDH3	MM12NWLK	MM12NWL	MM1223VBUS
<b>3MM312RRL</b> ②	MMCCVR3123R	1MMMS ③	1MMBC1	1MMRC125 ④	MMDH3	MM12NWLK	MM12NWL	MM1223VBUS
<b>1MM412RRL</b> ②	MMCCVR3121R	1MMMS ③	1MMBC1	1MMRC125 ④	MMDH3	MM12NWLK	MM12NWL	MM124VBUS
<b>3MM412RRL</b> ②	MMCCVR4123R	1MMMS ③	1MMBC1	1MMRC125 ④	MMDH3	MM12NWLK	MM12NWL	MM124VBUS
<b>1MM512RRL</b> ②	MMCCVR5121R	1MMMS ③	1MMBC1	1MMRC125 ④	MMDH3	MM12NWLK	MM12NWL	MM125VBUS
<b>3MM512RRL</b> ②	MMCCVR5123R	1MMMS ③	1MMBC1	1MMRC125 ④	MMDH3	MM12NWLK	MM12NWL	MM125VBUS
<b>1MM612RRL</b> ②	MMCCVR6121R	1MMMS ③	1MMBC1	1MMRC125 ④	MMDH3	MM12NWLK	MM12NWL	MM126VBUS
<b>3MM612RRL</b> ②	MMCCVR6123R	1MMMS ③	1MMBC1	1MMRC125 ④	MMDH3	MM12NWLK	MM12NWL	MM126VBUS
<b>3MM220RRL</b> ②	MMCCVR2203R	1MMMS ③	1MMBC2	1MMRC200	MMDH4	MM20NWLK	MM20NWL	MM2023VBUS
<b>1MM320RRL</b> ②	MMCCVR3201R	1MMMS ③	1MMBC2	1MMRC200	MMDH4	MM20NWLK	MM20NWL	MM2023VBUS
<b>3MM320RRL</b> ②	MMCCVR3203R	1MMMS ③	1MMBC2	1MMRC200	MMDH4	MM20NWLK	MM20NWL	MM2023VBUS
<b>1MM420RRL</b> ②	MMCCVR4201R	1MMMS ③	1MMBC2	1MMRC200	MMDH4	MM20NWLK	MM20NWL	MM204VBUS
<b>3MM420RRL</b> ②	MMCCVR4203R	1MMMS ③	1MMBC2	1MMRC200	MMDH4	MM20NWLK	MM20NWL	MM204VBUS

① NEMA® 1 meter stacks do not come with breaker covers.

② For catalog numbers with a "B" suffix (ringless with horn bypass), all replacement parts are the same with the exception of the meter socket assembly. Refer to Footnote 2 for correct catalog number.

③ For ringless style meter stacks with horn bypass, order 1MMMSB meter socket assembly.

④ For top position, use meter socket cover 1MMRC125T.

**Commercial meter stacks****Table 10. Commercial Meter Stacks (Lever Bypass)****Catalog Numbers**

Meter Stack	Wireway Cover	Wireway Cover	Meter Socket Assembly	Tenant Breaker Cover	Meter Cover	Meter Cover	Drip Hood	Endwall (with Knockouts)	Endwall (without Knockouts)
<b>35MM120R12</b>	MSLWCVR1	—	MSLMSA1	MSBCVR1	MSLMCVR1 ①	37MMSK1 ②	MSLDH1	—	MSLEW1
<b>35MM220R12</b>	MSLWCVR2	—	MSLMSA1	MSBCVR1	MSLMCVR1 ①	37MMSK1 ②	MSLDH1	—	MSLEW1
<b>35MM320R12</b>	MSLWCVR3	—	MSLMSA1	MSBCVR1	MSLMCVR1 ①	37MMSK1 ②	MSLDH1	—	MSLEW1
<b>35MM420R12</b>	MSLWCVR4 ①	MSLWCVR13 ②	MSLMSA1	MSBCVR1	MSLMCVR1 ①	37MMSK1 ②	MSLDH2	—	MSLEW2
<b>37MM140R12</b>	MSLWCVR9 ①	MSLWCVR14 ②	MSLMSA2	MSBCVR1	MSLMCVR1 ①	37MMSK1 ②	MSLDH1	—	MSLEW1
<b>37MM120R12</b>	MSLWCVR5 ①	MSLWCVR15 ②	MSLMSA2	MSBCVR1	MSLMCVR1 ①	37MMSK1 ②	MSLDH1	—	MSLEW1
<b>37MM220R12</b>	MSLWCVR6 ①	MSLWCVR16 ②	MSLMSA2	MSBCVR1	MSLMCVR1 ①	37MMSK1 ②	MSLDH1	—	MSLEW1
<b>37MM320R12</b>	MSLWCVR7 ①	MSLWCVR17 ②	MSLMSA2	MSBCVR1	MSLMCVR1 ①	37MMSK1 ②	MSLDH1	—	MSLEW1
<b>37MM420R12</b>	MSLWCVR8 ①	MSLWCVR18 ②	MSLMSA2	MSBCVR1	MSLMCVR1 ①	37MMSK1 ②	MSLDH2	—	MSLEW2

① Used for product built October 2002 and prior.

② Used for product built after October 2002.

**Commercial meter stacks (continued)****Table 11. Commercial Meter Stack (Test Bypass)****Catalog Numbers**

<b>Meter Stack</b>	<b>Wireway Cover</b>	<b>Meter Socket Assembly</b>	<b>Tenant Breaker Cover</b>	<b>Meter Cover</b>	<b>Drip Hood</b>	<b>Endwall (with Knockouts)</b>	<b>Endwall (without Knockouts)</b>
<b>35SS120RAB</b>	MSTWCVR1	MSTMSA1	MSBCVR1	MSTMCVR1	MSTDH1	MSTEW1	MSTEWNK01
<b>35SS120RAC</b>	MSTWCVR2	MSTMSA1	MSBCVR1	MSTMCVR1	MSTDH1	MSTEW1	MSTEWNK01
<b>35SS120RBC</b>	MSTWCVR3	MSTMSA1	MSBCVR1	MSTMCVR1	MSTDH1	MSTEW1	MSTEWNK01
<b>35SS220RAB</b>	MSTWCVR4	MSTMSA1	MSBCVR1	MSTMCVR1	MSTDH1	MSTEW2	MSTEWNK02
<b>35SS220RAC</b>	MSTWCVR5	MSTMSA1	MSBCVR1	MSTMCVR1	MSTDH1	MSTEW2	MSTEWNK02
<b>35SS220RBC</b>	MSTWCVR6	MSTMSA1	MSBCVR1	MSTMCVR1	MSTDH1	MSTEW2	MSTEWNK02
<b>35SS320RAB</b>	MSTWCVR7	MSTMSA1	MSBCVR1	MSTMCVR1	MSTDH1	MSTEW2	MSTEWNK02
<b>35SS320RAC</b>	MSTWCVR8	MSTMSA1	MSBCVR1	MSTMCVR1	MSTDH1	MSTEW2	MSTEWNK02
<b>35SS320RBC</b>	MSTWCVR9	MSTMSA1	MSBCVR1	MSTMCVR1	MSTDH1	MSTEW2	MSTEWNK02
<b>37SS120R</b>	MSTWCVR10	MSTMSA2	MSBCVR1	MSTMCVR1	MSTDH1	MSTEW1	MSTEWNK01
<b>37SS220R</b>	MSTWCVR11	MSTMSA2	MSBCVR1	MSTMCVR1	MSTDH1	MSTEW2	MSTEWNK02
<b>37SS320R</b>	MSTWCVR12	MSTMSA2	MSBCVR1	MSTMCVR1	MSTDH1	MSTEW2	MSTEWNK02

**Miscellaneous parts****Table 12. Miscellaneous Parts**

<b>Description</b>	<b>Part Number</b>
Phase balancing kit, single-phase commercial metering	<b>99-4177-3</b>
A and C phase balancing kit (3MM)	<b>99-4184</b>
Breaker mounting kit, commercial metering (one three-pole breaker per kit)	<b>99-4176-2</b>
Breaker mounting kit, 1MM/1MP, 200A, (one two-pole breaker per kit)	<b>99-4176</b>
Mounting kit, meter center	<b>99-4172</b>
Mounting kit, meter pack	<b>99-4173</b>
Bonding strap kit, all meter packs (except CECHA three and four socket)	<b>99-4174</b>
Bonding strap kit, CHECA three and four socket meter packs	<b>99-2379</b>
Sealing screw kit, ringless devices (six screws)	<b>99-4175</b>
Sealing screw kit, three and four meter sockets, ringless devices (four screws)	<b>99-2589</b>
Padlock bracket	<b>99-2512-5</b>
Mounting bracket kit—All breaker and fusible mains	<b>99-4183</b>
Mounting bracket kit—400A and 600A 3MTB	<b>99-4183-3</b>
Exterior breaker cover	<b>49-6070</b>

**Eaton Corporation**  
Electrical Sector  
1111 Superior Ave.  
Cleveland, OH 44114  
United States  
Eaton.com

© 2012 Eaton Corporation  
All Rights Reserved  
Printed in USA  
Publication No. RP00501001E / Z11822  
January 2012

Eaton is a registered trademark  
of Eaton Corporation.

All other trademarks are property  
of their respective owners.