

# STRAIGHT BLADE RECEPTACLES

**TradeMaster® & Specification Grade GFCI Receptacles** 2 Pole, 3 Wire Grounding 15 & 20A, 125VAC



## Features

- SafeLock™ Protection: if critical components are damaged and ground fault protection is lost, power to receptacle is disconnected.
- Feed-thru wiring configuration allows GFCI to protect downstream receptacles.
- Prevents line-load reversal miswire: no power to the face or downstream receptacles if wired incorrectly.
- Exceeds UL943 voltage surge requirements; survives 100x the required UL 3kA/6kV voltage surge test cycles.
- FSUL Listed (Federal Specification WC596).
- Trip indicator light (red LED).
- Side or internal screw-pressure-plate back wire with #10 – #14 AWG solid or stranded copper wire.
- Two back wire holes per terminal.
- Ground screw has a back wire clamp for easy installation.
- 10 kA short circuit rating.
- Mounting screws are shipped captive in the device and wall plate for easier installation.
- High-impact-resistant thermoplastic construction.
- Extra-long strap.
- Button colors match the device face.
- Dual-direction test and reset buttons.
- Class A rated GFCI.
- Supplied with matching TP26 nylon wall plate.
- Tri-drive screws.
- GFCIs with Auto-Ground assure a positive ground to metal box.

## Specifications

- Supply Voltage: 125VAC, 60 Hz
- Supply Voltage Range: 102-132 VAC
- Trip Threshold: 5± 1mA
- Trip Time: 0.025 sec., nominal per UL Standard
- 20 Amp feed-thru capacity

CATALOG NUMBER	RATING		COLOR	NEMA CONFIG. NO.	3rd PARTY COMPLIANCE		
	A.	VAC			UL943 C22.2 No. 144	UL498 C22.2 No. 42	FSUL WC596
<b>TRADEMASTER®/SPEC GRADE 15 AMP DUPLEX GFCI</b>							
1595I	15	125	Ivory	5-15R	•	•	•
1595W	15	125	White	5-15R	•	•	•
1595	15	125	Brown	5-15R	•	•	•
1595GRY	15	125	Gray	5-15R	•	•	•
1595BK	15	125	Black	5-15R	•	•	•
1595RED	15	125	Red	5-15R	•	•	•
1595LA	15	125	Light Almond	5-15R	•	•	•
<b>TRADEMASTER®/SPEC GRADE 15 AMP DUPLEX GFCI WITH AUTO-GROUND</b>							
1595SI	15	125	Ivory	5-15R	•	•	•
1595SW	15	125	White	5-15R	•	•	•
1595SLA	15	125	Light Almond	5-15R	•	•	•
<b>SPECIFICATION GRADE 20 AMP DUPLEX GFCI</b>							
2095I	20	125	Ivory	5-20R	•	•	•
2095W	20	125	White	5-20R	•	•	•
2095	20	125	Brown	5-20R	•	•	•
2095GRY	20	125	Gray	5-20R	•	•	•
2095BK	20	125	Black	5-20R	•	•	•
2095RED	20	125	Red	5-20R	•	•	•
2095LA	20	125	Light Almond	5-20R	•	•	•
<b>SPECIFICATION GRADE 20 AMP DUPLEX GFCI WITH AUTO-GROUND</b>							
2095SI	20	125	Ivory	5-20R	•	•	•
2095SW	20	125	White	5-20R	•	•	•
2095SLA	20	125	Light Almond	5-20R	•	•	•




# DEVICES & WALL PLATES

## Color Selection Chart

### Devices & Plastic Wall Plate Colors



Ivory      Light Almond      White      Green      Antique Brass      Dark Bronze      Nickel




Black      Blue      Brown      Gray      Orange      Red

See specific device and wall plate catalog charts for particular color availabilities.

### Metal Wall Plates

Metal Finish




Aluminum      Brass (Brushed)      Polished Brass      Stainless Steel      Brushed Bronze      Chrome

### Custom Metal Wall Plates Paint Finish Colors

Paint Color



Orange      Green      Gray      Yellow      Glossy Black      Brown      White



Primer      Red      Pink      Flat Black      Ivory      Light Almond      Blue

To order custom metal wall plates, see Pages P-40 – P-44.

**For additional colors consult factory.**

# STRAIGHT BLADE RECEPTACLES

**TradeMaster® & Specification Grade GFCI Receptacles** 2 Pole, 3 Wire Grounding 15 & 20A, 125VAC




## Features

- SafeLock™ Protection: if critical components are damaged and ground fault protection is lost, power to receptacle is disconnected.
- Feed-thru wiring configuration allows GFCI to protect downstream receptacles.
- Prevents line-load reversal miswire: no power to the face or downstream receptacles if wired incorrectly.
- Exceeds UL943 voltage surge requirements; survives 100x the required UL 3kA/6kV voltage surge test cycles.
- FSUL Listed (Federal Specification WC596).
- Trip indicator light (red LED).
- Side or internal screw-pressure-plate back wire with #10 – #14 AWG solid or stranded copper wire.
- Two back wire holes per terminal.
- Ground screw has a back wire clamp for easy installation.
- 10 kA short circuit rating.
- Mounting screws are shipped captive in the device and wall plate for easier installation.
- High-impact-resistant thermoplastic construction.
- Extra-long strap.
- Button colors match the device face.
- Dual-direction test and reset buttons.
- Class A rated GFCI.
- Supplied with matching TP26 nylon wall plate.
- Tri-drive screws.
- GFCIs with Auto-Ground assure a positive ground to metal box.

## Specifications

- Supply Voltage: 125VAC, 60 Hz
- Supply Voltage Range: 102-132 VAC
- Trip Threshold: 5± 1mA
- Trip Time: 0.025 sec., nominal per UL Standard
- 20 Amp feed-thru capacity

CATALOG NUMBER	RATING		COLOR	NEMA CONFIG. NO.	3rd PARTY COMPLIANCE		
	A.	VAC			UL943 C22.2 No. 144	UL498 C22.2 No. 42	FSUL WC596
<b>TRADEMASTER®/SPEC GRADE 15 AMP DUPLEX GFCI</b>							
1595I	15	125	Ivory	5-15R	•	•	•
1595W	15	125	White	5-15R	•	•	•
1595	15	125	Brown	5-15R	•	•	•
1595GRY	15	125	Gray	5-15R	•	•	•
1595BK	15	125	Black	5-15R	•	•	•
1595RED	15	125	Red	5-15R	•	•	•
1595LA	15	125	Light Almond	5-15R	•	•	•
<b>TRADEMASTER®/SPEC GRADE 15 AMP DUPLEX GFCI WITH AUTO-GROUND</b>							
1595SI	15	125	Ivory	5-15R	•	•	•
1595SW	15	125	White	5-15R	•	•	•
1595SLA	15	125	Light Almond	5-15R	•	•	•
<b>SPECIFICATION GRADE 20 AMP DUPLEX GFCI</b>							
2095I	20	125	Ivory	5-20R	•	•	•
2095W	20	125	White	5-20R	•	•	•
2095	20	125	Brown	5-20R	•	•	•
2095GRY	20	125	Gray	5-20R	•	•	•
2095BK	20	125	Black	5-20R	•	•	•
2095RED	20	125	Red	5-20R	•	•	•
2095LA	20	125	Light Almond	5-20R	•	•	•
<b>SPECIFICATION GRADE 20 AMP DUPLEX GFCI WITH AUTO-GROUND</b>							
2095SI	20	125	Ivory	5-20R	•	•	•
2095SW	20	125	White	5-20R	•	•	•
2095SLA	20	125	Light Almond	5-20R	•	•	•



# DEVICES & WALL PLATES

## Color Selection Chart

### Devices & Plastic Wall Plate Colors



Ivory    Light Almond    White    Green    Antique Brass    Dark Bronze    Nickel



Black    Blue    Brown    Gray    Orange    Red

See specific device and wall plate catalog charts for particular color availabilities.

### Metal Wall Plates

Metal Finish



Aluminum    Brass (Brushed)    Polished Brass    Stainless Steel    Brushed Bronze    Chrome

### Custom Metal Wall Plates Paint Finish Colors

Paint Color



Orange    Green    Gray    Yellow    Glossy Black    Brown    White



Primer    Red    Pink    Flat Black    Ivory    Light Almond    Blue

To order custom metal wall plates, see Pages P-40 - P-44.

**For additional colors consult factory.**